







**MARINE**



**INDUSTRIAL**



**ARCHITECTURAL**



**Welcome SUNCOR STAINLESS, INC. Customers!**

We know there is a wide assortment of sources for stainless steel product, but we're proud to say Suncor Stainless offers the most complete selection of the highest quality. Our product is backed by a staff comprised of knowledgeable experts that have been in the stainless steel industry for years. Please call today with any questions on ordering or product availability and you'll know why so many others choose Suncor Stainless as their number one source for stainless!

**Icons of Product Key:**

Made in USA	Import	Suncor Exclusive	Suncor Patent
Drop Forged	Precision Machined	Wire Formed	New Product
Precision Cast	Stamped	Load Rated	Technical Info

Logos, icons, images, measurements and descriptions are the sole property of Suncor Stainless, Inc.

© 2020 Suncor Stainless, Inc.

March 2020

**Contact Information**

**Customer Service**

(508) 732-9191

**Orders**

(800) 394-2222

**Fax**

(508) 732-9798

**Web Address**

[www.suncorstainless.com](http://www.suncorstainless.com)

**Email**

[sales@suncorstainless.com](mailto:sales@suncorstainless.com)

**Mail**

Suncor Stainless, Inc.  
70 Armstrong Road  
Plymouth, MA 02360



ISO  
9001:2015  
Certified

Suncor has implemented a Quality Management System in accordance with **ISO 9001:2015** and is now approved by the US Government to manufacture cable terminals and assemblies per **MIL-DTL-781** and **MIL-DTL-6117**.



# TABLE OF CONTENTS

Suncor Stainless, Inc. | Plymouth, MA

 <b>3</b>	<b>Shackles</b>	 <b>52</b>	<b>Tools</b>	 <b>127</b>	<b>Deck Hardware</b>
 <b>11</b>	<b>Chain</b>	 <b>56</b>	<b>Hooks &amp; Clips</b>	 <b>135</b>	<b>Railing &amp; Bimini</b>
 <b>16</b>	<b>Turnbuckles</b>	 <b>71</b>	<b>Rigging</b>	 <b>144</b>	<b>Anchors</b>
 <b>28</b>	<b>Swage Terminals</b>	 <b>87</b>	<b>Threaded</b>	 <b>147</b>	<b>Electrical</b>
 <b>44</b>	<b>Quick Attach™</b>	 <b>102</b>	<b>Webbing</b>	 <b>155</b>	<b>Trailer</b>
 <b>49</b>	<b>Wire Rope</b>	 <b>114</b>	<b>Pad Eyes</b>		
		 <b>121</b>	<b>Hinges &amp; Hasps</b>		

## MORE INFORMATION

Atlantis Rail Systems . . . . .	159
Fastener Matching Chart . . . . .	164-167
Glossary . . . . .	168
Index . . . . .	169-170
Retail Packaging . . . . .	160
Stainless Information Center . . . . .	163
Suncor Quality Information . . . . .	161-162
Terms and Conditions . . . . .	inside back cover

**ISO  
9001:2015  
Certified**

In order to better serve it's customers, Suncor Stainless has implemented a Quality Management System in accordance with **ISO 9001:2015**. The scope of this quality management system includes: Design and Manufacture of Stainless Steel Chain, Railing Systems, Products, Accessories and Wire Rope Assemblies for the Marine, Industrial, Architectural, Government, OEM and Commercial Markets.

**Suncor is approved by the US Government to manufacture cable terminals and assemblies per MIL-DTL-781 and MIL-DTL-6117.**





# WHAT'S NEW AT SUNCOR



**PAGE  
4-10**

## SHACKLES

As part of Suncor's enhanced shackle program, we have expanded our line of cast shackles to include Captive Pin and No Snag Pin styles for each body type. The cast shackles are made from grade 316 stainless steel for maximum corrosion resistance and durability, making them ideal for marine and industrial applications. Our Captive Pin Shackles feature a self-locking pin that will not back out. The pin is integral to the shackle body, it is not removable and will not fall out when open. These are popular for marine uses because the pin can't be accidentally dropped in the water. The No Snag Pin Shackles have a specially designed pin that sits flush with the shackle body, preventing it from snagging on lines, clothing, deck fittings, etc.

### No Snag Pin

- Straight D Shackle
- Long D Shackle
- Wide D Shackle
- Bow Shackle
- Twist Shackle

### Captive Pin

- Straight D Shackle
- Long D Shackle
- Bow Shackle
- Twist Shackle



**PAGE  
151-153**

## ELECTRICAL

### Micro Star™ Wiring Harness Assemblies (S0825 Series)

The new Micro Star™ wiring harness assemblies are a complete line of wiring configurations to meet the end user's needs. Push and screw connectors make connecting your Micro Star™ wiring easy with a click or twist motion. They also minimize the use of crimping or soldering. Configurations consist of 3-way branches, jumper, various extension lengths, various stand-alone push/screw connector options and transformer wiring.

### Micro Star™ LED Light Bar (S0825-00XX-XX)

The Micro Star™ LED light bar is an easy to install lighting solution for your railings, steps, fencing and more. The light bar features a flexible LED light strip of natural white LED lights set into a powder-coated aluminum channel with a clear plastic lens. Each kit comes with lens, LED strip, channel and fasteners. The Micro Star™ LED Light Bar is available in 18", 30" and 42" lengths. Channel colors include black, bronze, metallic silver and white. It is ideal for mounting to the underside of handrails for surface illumination.



**PAGE  
119-120**

## NEW SNAP COAT HOOK & TIE DOWN TABS

### Snap Coat Hook (S3840-0003)

The Snap Coat Hook features a recessed channel for a complete opening of the latch. It uses two #6 fasteners and the clip can be used with other tie-down components. Made of grade 316 stainless steel, it is perfect for indoor or outdoor applications.

### Tie Down Tab (S3725-0060) and Tie Down Tab with Ring (S3725-R050)

The Tie Down Tab and Tie Down Tab with Ring are made from 304 stainless steel for maximum corrosion resistance and durability. Each features a mounting hole and is capable of rotating 360°.



**PAGE  
65**

## HOOKS & CLIPS

### Heavy Duty Swivel Snap Shackle (S0157-HD02)

17-4 Stainless Steel / Precision Cast / WLL 1,500 lb



**PAGE  
54**

## RIVET NUT INSTALLATION TOOL & MANDRELS

### Rivet Nut Installation Tool (S0380-0000) and Mandrels (S0380-U, F, FL, M)

The Rivet Nut Installation Tool includes 14 Mandrels (right hand and left hand, UNF, UNC and metric thread) a wrench, storage case and installation instructions. It features a scale identification, adjustable stroke and comfortable hand grips. This tool is to be used with rivet nuts.



TEL 508-732-9191 • FAX 508-732-9798 • ORDERS ONLY 800-394-2222

www.suncorstainless.com



SUNCOR STAINLESS, INC.

# SHACKLES



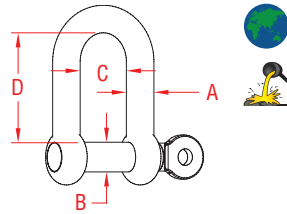
[www.suncorstainless.com](http://www.suncorstainless.com)



## STRAIGHT D SHACKLE



**316 STAINLESS STEEL WITH SCREW PIN**

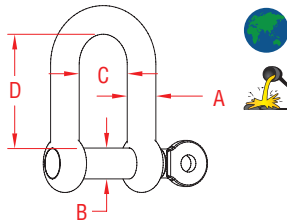


ITEM	A	B	C	D	WLL	WT
	(size)				(lb)	(lb)
S0115-0004	5/32"	0.15"	0.31"	0.55"	200	0.02
S0115-0005	3/16"	0.19"	0.45"	0.76"	500	0.04
S0115-0006	1/4"	0.23"	0.48"	0.85"	750	0.06
S0115-0008	5/16"	0.31"	0.67"	1.11"	1,000	0.14
S0115-0010	3/8"	0.39"	0.78"	1.37"	1,200	0.25
S0115-0012	15/32"	0.46"	0.95"	1.66"	1,500	0.43
S0115-0013	1/2"	0.54"	1.09"	1.84"	2,500	0.66
S0115-0016	5/8"	0.61"	1.25"	2.01"	3,000	0.90
S0115-0020	3/4"	0.74"	1.46"	2.57"	4,000	1.62
S0115-0022	7/8"	0.86"	1.70"	2.92"	5,000	2.49
S0115-0025	1"	0.96"	1.95"	3.45"	6,000	3.63
S0115-0032	1-1/4"	1.25"	2.50"	4.35"	9,000	7.42

## STRAIGHT D SHACKLE



**316 STAINLESS STEEL WITH CAPTIVE PIN**



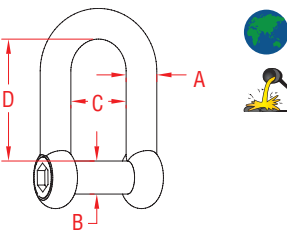
ITEM	A	B	C	D	WLL	WT
	(size)				(lb)	(lb)
S0115-CP04	5/32"	0.17"	0.32"	0.55"	200	0.02
S0115-CP05	3/16"	0.19"	0.37"	0.69"	500	0.03
S0115-CP06	1/4"	0.23"	0.47"	0.82"	750	0.05
S0115-CP08	5/16"	0.31"	0.62"	1.10"	1,000	0.12
S0115-CP10	3/8"	0.39"	0.79"	1.34"	1,200	0.23
S0115-CP12	1/2"	0.47"	0.95"	1.65"	1,500	0.38

**NOTE:**  
PIN HAS SELF-LOCKING FEATURE SO PIN WILL NOT BACK OUT. PIN IS INTEGRAL TO THE BODY AND WILL NOT FALL OUT WHEN OPEN. PIN IS NOT REPLACEABLE OR REMOVABLE FROM THE SHACKLE.

## STRAIGHT D SHACKLE



**316 STAINLESS STEEL WITH NO SNAG PIN**



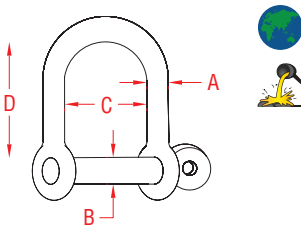
ITEM	A	B	C	D	WLL	WT
	(size)				(lb)	(lb)
S0115-NS06	1/4"	0.23"	0.48"	0.85"	750	0.05
S0115-NS08	5/16"	0.31"	0.67"	1.11"	1,000	0.13
S0115-NS10	3/8"	0.39"	0.79"	1.38"	1,200	0.24
S0115-NS12	15/32"	0.47"	0.93"	1.64"	1,500	0.41
S0115-NS13	1/2"	0.54"	1.09"	1.84"	2,500	0.64
S0115-NS16	5/8"	0.64"	1.27"	2.19"	3,000	0.94
S0115-NS20	3/4"	0.75"	1.50"	2.60"	4,000	1.55
S0115-NS22	7/8"	0.87"	1.73"	3.01"	5,000	2.44
S0115-NS25	1"	0.98"	1.94"	3.42"	6,000	3.56

**NOTE:**  
NO SNAG PIN SITS FLUSH WITH BODY OF SHACKLE. LARGER SIZES WITH SLOTTED HEAD. SUNCOR RECOMMENDS THE USE OF A LOCKING FLUID WITH THIS TYPE OF SHACKLE.

## WIDE D SHACKLE



**316 STAINLESS STEEL WITH SCREW PIN**

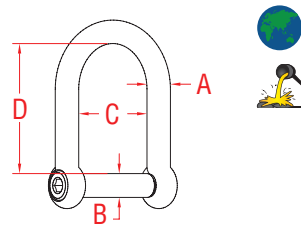


ITEM	A	B	C	D	WLL	WT
	(size)				(lb)	(lb)
S0114-0006	1/4"	0.24"	0.92"	1.31"	750	0.08
S0114-0008	5/16"	0.32"	1.11"	1.22"	1,000	0.14
S0114-0010	3/8"	0.40"	1.54"	2.14"	1,200	0.33
S0114-0012	1/2"	0.47"	1.89"	2.59"	1,500	0.56

## WIDE D SHACKLE



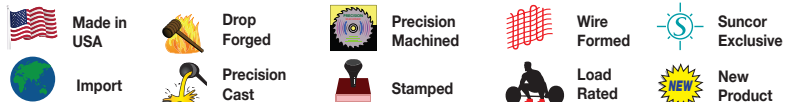
**316 STAINLESS STEEL WITH NO SNAG PIN**



ITEM	A	B	C	D	WLL	WT
	(size)				(lb)	(lb)
S0114-NS06	1/4"	0.24"	0.92"	1.31"	750	0.08
S0114-NS08	5/16"	0.32"	1.11"	1.22"	1,000	0.14
S0114-NS10	3/8"	0.40"	1.54"	2.14"	1,200	0.33
S0114-NS12	1/2"	0.47"	1.89"	2.59"	1,500	0.56



**Key:**



ORDERS ONLY: 800-394-2222 (USA+CANADA)

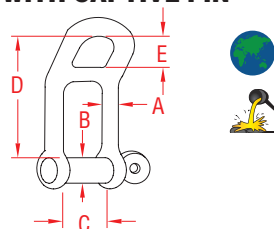
All logos, icons, images, measurements and descriptions are the sole property of Suncor Stainless, Inc. © 2020 Suncor Stainless, Inc.



## HEADBOARD SHACKLE



**316 STAINLESS STEEL WITH CAPTIVE PIN**



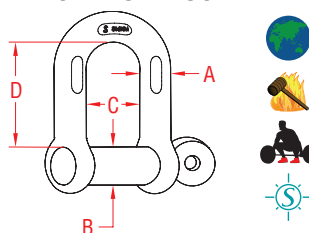
ITEM	A	B	C	D	E	WLL	WT
	(size)					(lb)	(lb)
S0173-0006	1/4"	0.30"	0.48"	1.70"	0.44"	750	0.10
S0173-0008	5/16"	0.38"	0.63"	2.20"	0.58"	1,000	0.22
S0173-0010	3/8"	0.47"	0.78"	2.80"	0.74"	1,200	0.42
S0173-0012	1/2"	0.54"	0.94"	3.25"	0.88"	1,500	0.71

**NOTE:**  
**PIN HAS SELF-LOCKING FEATURE SO PIN WILL NOT BACK OUT. PIN IS INTEGRAL TO THE BODY AND WILL NOT FALL OUT WHEN OPEN. PIN IS NOT REPLACEABLE OR REMOVABLE FROM THE SHACKLE.**

## CHAIN SHACKLE



**316-NM STAINLESS STEEL WITH OVERSIZE SCREW PIN**



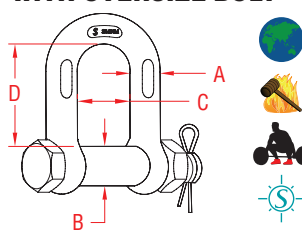
ITEM	A	B	C	D	WLL	WT
	(size)				(lb)	(lb)
S0115-FS07	1/4"	0.31"	0.46"	0.87"	1,000	0.09
S0115-FS08	5/16"	0.38"	0.52"	1.02"	1,300	0.16
S0115-FS10	3/8"	0.44"	0.65"	1.24"	1,500	0.28
S0115-FS12	7/16"	0.50"	0.75"	1.43"	2,000	0.43
S0115-FS13	1/2"	0.63"	0.79"	1.58"	3,000	0.70
S0115-FS16	5/8"	0.75"	1.05"	1.94"	4,000	1.70
S0115-FS20	3/4"	0.88"	1.20"	2.40"	6,000	2.13
S0115-FS22	7/8"	1.00"	1.45"	2.88"	8,000	3.22
S0115-FS25	1"	1.13"	1.67"	3.20"	10,000	4.77

**NOTE:**  
**1/A/W FED. SPECIFICATION RR-C-271, TYPE IVB, CLASS 2, (EXCEPT 316 STAINLESS STEEL). MEETS ASME B30.26-2010 SECTION 26-0. MARKED TO THE NEAREST FRACTIONAL TON.**

## BOLT CHAIN SHACKLE



**316-NM STAINLESS STEEL WITH OVERSIZE BOLT**



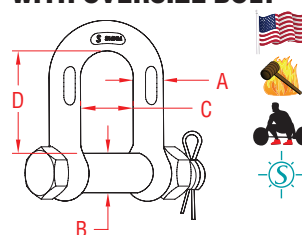
ITEM	A	B	C	D	WLL	WT
	(size)				(lb)	(lb)
S0115-SA07	1/4"	0.31"	0.46"	0.87"	1,000	0.11
S0115-SA08	5/16"	0.38"	0.52"	1.02"	1,300	0.18
S0115-SA10	3/8"	0.44"	0.65"	1.24"	1,500	0.31
S0115-SA12	7/16"	0.50"	0.75"	1.43"	2,000	0.50
S0115-SA13	1/2"	0.63"	0.79"	1.58"	3,000	0.74
S0115-SA16	5/8"	0.75"	1.05"	1.94"	4,000	1.41
S0115-SA20	3/4"	0.88"	1.20"	2.40"	6,000	2.36
S0115-SA22	7/8"	1.01"	1.45"	2.88"	8,000	3.46
S0115-SA25	1"	1.13"	1.67"	3.20"	10,000	4.85

**NOTE:**  
**1/A/W FED. SPECIFICATION RR-C-271, TYPE IVB, CLASS 3, (EXCEPT 316 STAINLESS STEEL). MEETS ASME B30.26-2010 SECTION 26-0. MARKED TO THE NEAREST FRACTIONAL TON.**

## US BOLT CHAIN SHACKLE



**316-NM STAINLESS STEEL WITH OVERSIZE BOLT**



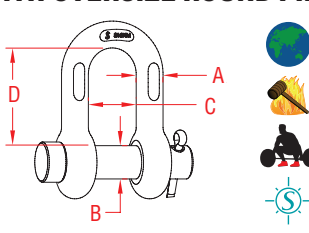
ITEM	A	B	C	D	WLL	WT
	(size)				(lb)	(lb)
S0115-SA07-US	1/4"	0.31"	0.46"	0.87"	1,000	0.11
S0115-SA08-US	5/16"	0.38"	0.52"	1.02"	1,300	0.18
S0115-SA10-US	3/8"	0.44"	0.65"	1.24"	1,500	0.31
S0115-SA12-US	7/16"	0.50"	0.75"	1.43"	2,000	0.50
S0115-SA13-US	1/2"	0.63"	0.79"	1.58"	3,000	0.74
S0115-SA16-US	5/8"	0.75"	1.05"	1.94"	4,000	1.41
S0115-SA20-US	3/4"	0.88"	1.20"	2.40"	6,000	2.36
S0115-SA22-US	7/8"	1.01"	1.45"	2.88"	8,000	3.46
S0115-SA25-US	1"	1.13"	1.67"	3.20"	10,000	4.85

**NOTE:**  
**1/A/W FED. SPECIFICATION RR-C-271, TYPE IVB, CLASS 3, (EXCEPT 316 STAINLESS STEEL). MEETS ASME B30.26-2010 SECTION 26-0. MARKED TO THE NEAREST FRACTIONAL TON.**

## ROUND PIN CHAIN SHACKLE



**316-NM STAINLESS STEEL WITH OVERSIZE ROUND PIN**



ITEM	A	B	C	D	WLL	WT
	(size)				(lb)	(lb)
S0115-RP07	1/4"	0.32"	0.46"	0.87"	1,000	0.09
S0115-RP08	5/16"	0.37"	0.52"	1.02"	1,300	0.16
S0115-RP10	3/8"	0.44"	0.65"	1.24"	1,500	0.28
S0115-RP12	7/16"	0.50"	0.75"	1.43"	2,000	0.43
S0115-RP13	1/2"	0.63"	0.79"	1.58"	3,000	0.70
S0115-RP16	5/8"	0.75"	1.05"	1.94"	4,000	1.70
S0115-RP20	3/4"	0.88"	1.20"	2.40"	6,000	2.13
S0115-RP22	7/8"	1.00"	1.45"	2.88"	8,000	3.22
S0115-RP25	1"	1.13"	1.67"	3.20"	10,000	4.77

**NOTE:**  
**1/A/W FED. SPECIFICATION RR-C-271, TYPE IVB, CLASS 1, (EXCEPT 316 STAINLESS STEEL). MARKED TO THE NEAREST FRACTIONAL TON.**

**LIMITED LIFETIME WARRANTY**

**SUNCOR STAINLESS®**

TEL 508-732-9191 • FAX 508-732-9798 • ORDERS ONLY 800-394-2222

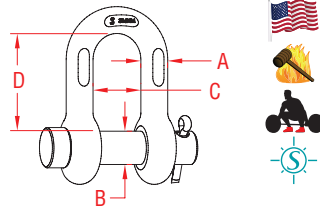
www.suncorstainless.com



## US ROUND PIN CHAIN SHACKLE



**316-NM STAINLESS STEEL WITH OVERSIZE ROUND PIN**



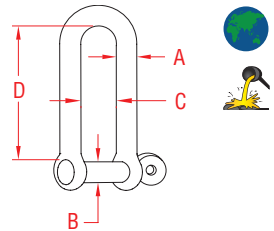
ITEM	A	B	C	D	WLL	WT
	(size)				(lb)	(lb)
S0115-RP07-US	1/4"	0.32"	0.46"	0.87"	1,000	0.09
S0115-RP08-US	5/16"	0.37"	0.52"	1.02"	1,300	0.16
S0115-RP10-US	3/8"	0.44"	0.65"	1.24"	1,500	0.28
S0115-RP12-US	7/16"	0.50"	0.75"	1.43"	2,000	0.43
S0115-RP13-US	1/2"	0.63"	0.79"	1.58"	3,000	0.70
S0115-RP16-US	5/8"	0.75"	1.05"	1.94"	4,000	1.70
S0115-RP20-US	3/4"	0.88"	1.20"	2.40"	6,000	2.13
S0115-RP22-US	7/8"	1.00"	1.45"	2.88"	8,000	3.22
S0115-RP25-US	1"	1.13"	1.67"	3.20"	10,000	4.77

**NOTE:**  
1/A/W FED. SPECIFICATION RR-C-271, TYPE IVB, CLASS 1, (EXCEPT 316 STAINLESS STEEL). MARKED TO THE NEAREST FRACTIONAL TON.

## LONG D SHACKLE



**316 STAINLESS STEEL WITH SCREW PIN**

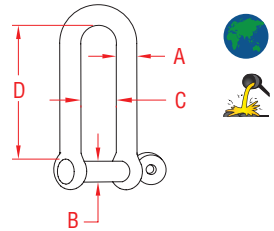


ITEM	A	B	C	D	WLL	WT
	(size)				(lb)	(lb)
S0138-0004	5/32"	0.15"	0.32"	1.19"	200	0.03
S0138-0005	3/16"	0.19"	0.43"	1.50"	500	0.05
S0138-0006	1/4"	0.23"	0.49"	1.74"	750	0.08
S0138-0008	5/16"	0.31"	0.68"	2.31"	1,000	0.18
S0138-0010	3/8"	0.38"	0.78"	2.88"	1,200	0.35
S0138-0012	1/2"	0.47"	0.93"	3.50"	1,500	0.62

## LONG D SHACKLE



**316 STAINLESS STEEL WITH CAPTIVE PIN**



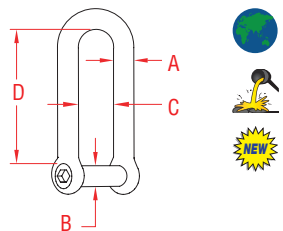
ITEM	A	B	C	D	WLL	WT
	(size)				(lb)	(lb)
S0138-CP04	5/32"	0.15"	0.30"	1.17"	200	0.03
S0138-CP05	3/16"	0.19"	0.39"	1.47"	500	0.05
S0138-CP06	1/4"	0.23"	0.46"	1.77"	750	0.08
S0138-CP08	5/16"	0.31"	0.61"	2.36"	1,000	0.18
S0138-CP10	3/8"	0.38"	0.78"	2.95"	1,200	0.34
S0138-CP12	1/2"	0.47"	0.93"	3.54"	1,500	0.57

**NOTE:**  
PIN HAS SELF-LOCKING FEATURE SO PIN WILL NOT BACK OUT. PIN IS INTEGRAL TO THE BODY AND WILL NOT FALL OUT WHEN OPEN. PIN IS NOT REPLACEABLE OR REMOVABLE FROM THE SHACKLE.

## LONG D SHACKLE



**316 STAINLESS STEEL WITH NO SNAG PIN**



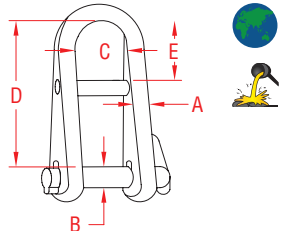
ITEM	A	B	C	D	WT
	(size)				(lb)
S0138-NS06	1/4"	0.23"	0.49"	1.81"	0.08
S0138-NS08	5/16"	0.32"	0.66"	2.37"	0.20
S0138-NS10	3/8"	0.38"	0.79"	2.97"	0.35
S0138-NS12	1/2"	0.47"	0.96"	3.55"	0.59

**NOTE:**  
NO SNAG PIN SITS FLUSH WITH BODY OF SHACKLE. SUNCOR RECOMMENDS THE USE OF A LOCKING FLUID WITH THIS TYPE OF SHACKLE.

## HALYARD SHACKLE



**STAINLESS STEEL WITH KEY PIN**



ITEM	A	B	C	D	E	WLL	WT
	(size)					(lb)	(lb)
<b>316 STAINLESS STEEL</b>							
S0164-0005	3/16"	0.20"	0.47"	1.48"	0.52"	500	0.07
S0164-0006	1/4"	0.24"	0.56"	1.70"	0.61"	750	0.11
S0164-0008	5/16"	0.31"	0.75"	2.37"	0.84"	1,000	0.25
<b>BL</b>							
<b>(lb)</b>							
<b>17-4 PH STAINLESS STEEL</b>							
S0164-HR05	3/16"	0.20"	0.47"	1.48"	0.52"	2,500	0.07
S0164-HR06	1/4"	0.24"	0.56"	1.70"	0.61"	3,900	0.11
S0164-HR08	5/16"	0.31"	0.75"	2.37"	0.84"	5,000	0.25



**Key:**



Made in USA



Drop Forged



Precision Machined



Wire Formed



Suncor Exclusive



Import



Precision Cast



Stamped



Load Rated



New Product

**ORDERS ONLY: 800-394-2222 (USA+CANADA)**

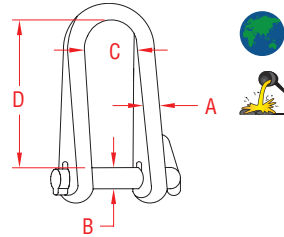
All logos, icons, images, measurements and descriptions are the sole property of Suncor Stainless, Inc. © 2020 Suncor Stainless, Inc.



## LONG SHACKLE



**STAINLESS STEEL WITH KEY PIN**

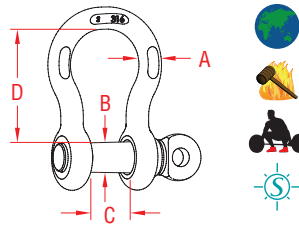


ITEM	A	B	C	D	WLL	WT
	(size)				(lb)	(lb)
<b>316 STAINLESS STEEL</b>						
S0167-0005	3/16"	0.20"	0.47"	1.43"	500	0.07
S0167-0006	1/4"	0.24"	0.56"	1.70"	750	0.11
S0167-0008	5/16"	0.31"	0.85"	2.30"	1,000	0.26
<b>BL</b>						
(lb)						
<b>17-4 PH STAINLESS STEEL</b>						
S0167-HR05	3/16"	0.20"	0.47"	1.43"	2,500	0.07
S0167-HR06	1/4"	0.24"	0.56"	1.70"	3,900	0.11
S0167-HR08	5/16"	0.31"	0.75"	2.30"	5,000	0.26

## ANCHOR SHACKLE



**316-NM STAINLESS STEEL WITH OVERSIZE SCREW PIN**



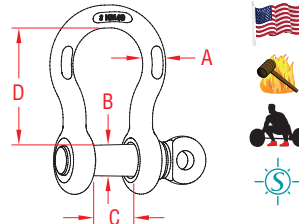
ITEM	A	B	C	D	WLL	WT
	(size)				(lb)	(lb)
S0116-FS05	3/16"	0.26"	0.41"	0.83"	650	0.05
S0116-FS07	1/4"	0.31"	0.47"	1.11"	1,000	0.10
S0116-FS08	5/16"	0.38"	0.53"	1.20"	1,300	0.17
S0116-FS10	3/8"	0.44"	0.66"	1.41"	1,500	0.30
S0116-FS12	7/16"	0.50"	0.72"	1.77"	2,000	0.50
S0116-FS13	1/2"	0.63"	0.82"	1.83"	3,000	0.71
S0116-FS16	5/8"	0.75"	1.02"	2.41"	4,000	1.39
S0116-FS20	3/4"	0.88"	1.25"	2.84"	6,000	2.31
S0116-FS22	7/8"	1.00"	1.48"	3.30"	8,000	3.64
S0116-FS25	1"	1.13"	1.70"	3.80"	10,000	5.18
S0116-FS32	1-1/4"	1.38"	2.03"	4.69"	14,000	9.88

**NOTE: I/A/W FED SPEC RR-C-271, TYPE IVA, CLASS 2, EXCEPT 316 STAINLESS. MEETS ASME B30.26-2010 SECTION 26-0. MARKED TO THE NEAREST FRACTIONAL TON.**

## US ANCHOR SHACKLE



**316-NM STAINLESS STEEL WITH OVERSIZE SCREW PIN**



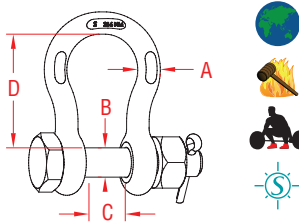
ITEM	A	B	C	D	WLL	WT
	(size)				(lb)	(lb)
S0116-FS07-US	1/4"	0.31"	0.47"	1.11"	1,000	0.10
S0116-FS08-US	5/16"	0.38"	0.53"	1.20"	1,300	0.17
S0116-FS10-US	3/8"	0.44"	0.66"	1.41"	1,500	0.30
S0116-FS12-US	7/16"	0.50"	0.72"	1.77"	2,000	0.50
S0116-FS13-US	1/2"	0.63"	0.82"	1.83"	3,000	0.71
S0116-FS16-US	5/8"	0.75"	1.02"	2.41"	4,000	1.39
S0116-FS20-US	3/4"	0.88"	1.25"	2.84"	6,000	2.31
S0116-FS22-US	7/8"	1.00"	1.48"	3.30"	8,000	3.64
S0116-FS25-US	1"	1.13"	1.70"	3.80"	10,000	5.18

**NOTE: I/A/W FED SPEC RR-C-271, TYPE IVA, CLASS 2, EXCEPT 316 STAINLESS. MEETS ASME B30.26-2010 SECTION 26-0. DFARS COMPLIANT SHACKLES.**

## BOLT ANCHOR SHACKLE



**316-NM STAINLESS STEEL WITH OVERSIZE BOLT**



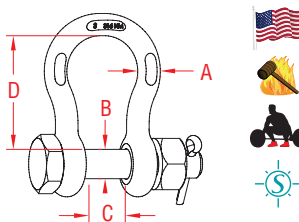
ITEM	A	B	C	D	WLL	WT
	(size)				(lb)	(lb)
S0116-SA07	1/4"	0.31"	0.47"	1.11"	1,000	0.12
S0116-SA08	5/16"	0.38"	0.53"	1.20"	1,300	0.18
S0116-SA10	3/8"	0.44"	0.66"	1.41"	1,500	0.35
S0116-SA12	7/16"	0.50"	0.72"	1.77"	2,000	0.57
S0116-SA13	1/2"	0.63"	0.82"	1.83"	3,000	0.84
S0116-SA16	5/8"	0.75"	1.02"	2.41"	4,000	1.64
S0116-SA20	3/4"	0.88"	1.25"	2.84"	6,000	2.75
S0116-SA22	7/8"	1.00"	1.48"	3.30"	8,000	4.18
S0116-SA25	1"	1.13"	1.70"	3.80"	10,000	5.61
S0116-SA32	1-1/4"	1.38"	2.03"	4.69"	14,000	9.88

**NOTE: I/A/W FED SPEC RR-C-271, TYPE IVA, CLASS 3, EXCEPT 316 STAINLESS. MEETS ASME B30.26-2010 SECTION 26-0. MARKED TO THE NEAREST FRACTIONAL TON.**

## US BOLT ANCHOR SHACKLE



**316-NM STAINLESS STEEL WITH OVERSIZE BOLT**



ITEM	A	B	C	D	WLL	WT
	(size)				(lb)	(lb)
S0116-SA07-US	1/4"	0.31"	0.47"	1.11"	1,000	0.12
S0116-SA08-US	5/16"	0.38"	0.53"	1.20"	1,300	0.18
S0116-SA10-US	3/8"	0.44"	0.66"	1.41"	1,500	0.35
S0116-SA12-US	7/16"	0.50"	0.72"	1.77"	2,000	0.57
S0116-SA13-US	1/2"	0.63"	0.82"	1.83"	3,000	0.84
S0116-SA16-US	5/8"	0.75"	1.02"	2.41"	4,000	1.64
S0116-SA20-US	3/4"	0.88"	1.25"	2.84"	6,000	2.75
S0116-SA22-US	7/8"	1.00"	1.48"	3.30"	8,000	4.18
S0116-SA25-US	1"	1.13"	1.70"	3.80"	10,000	5.61
S0116-SA32-US	1-1/4"	1.38"	2.03"	4.69"	14,000	9.88

**NOTE: I/A/W FED SPEC RR-C-271, TYPE IVA, CLASS 3, EXCEPT 316 STAINLESS. MEETS ASME B30.26-2010 SECTION 26-0. MARKED TO THE NEAREST FRACTIONAL TON.**

**LIMITED LIFETIME WARRANTY**

**SUNCOR STAINLESS®**

TEL 508-732-9191 • FAX 508-732-9798 • ORDERS ONLY 800-394-2222

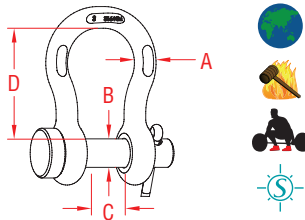
www.suncorstainless.com



## ROUND PIN ANCHOR SHACKLE



**316-NM STAINLESS STEEL WITH OVERSIZE ROUND PIN**



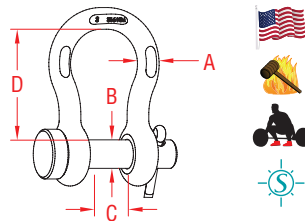
ITEM	A	B	C	D	WLL	WT
	(size)				(lb)	(lb)
S0116-RP07	1/4"	0.31"	0.47"	1.11"	1,000	0.10
S0116-RP08	5/16"	0.38"	0.53"	1.20"	1,300	0.17
S0116-RP10	3/8"	0.44"	0.66"	1.41"	1,500	0.32
S0116-RP12	7/16"	0.50"	0.72"	1.77"	2,000	0.49
S0116-RP13	1/2"	0.63"	0.82"	1.83"	3,000	0.72
S0116-RP16	5/8"	0.75"	1.02"	2.41"	4,000	1.53
S0116-RP20	3/4"	0.88"	1.25"	2.84"	6,000	2.36
S0116-RP22	7/8"	1.00"	1.48"	3.30"	8,000	4.00
S0116-RP25	1"	1.13"	1.70"	3.80"	10,000	5.27
S0116-RP32	1-1/4"	1.38"	2.03"	4.69"	14,000	9.88

**NOTE:**  
1/A/W FEDERAL SPECIFICATION RR-C-271, TYPE IVA, CLASS 1, EXCEPT 316 STAINLESS. MARKED TO THE NEAREST FRACTIONAL TON.

## US ROUND PIN ANCHOR SHACKLE



**316-NM STAINLESS STEEL WITH OVERSIZE ROUND PIN**



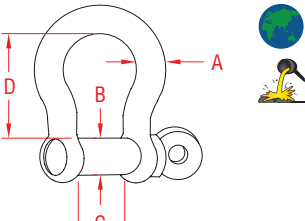
ITEM	A	B	C	D	WLL	WT
	(size)				(lb)	(lb)
S0116-RP07-US	1/4"	0.31"	0.47"	1.11"	1,000	0.10
S0116-RP08-US	5/16"	0.38"	0.53"	1.20"	1,300	0.17
S0116-RP10-US	3/8"	0.44"	0.66"	1.41"	1,500	0.32
S0116-RP12-US	7/16"	0.50"	0.72"	1.77"	2,000	0.49
S0116-RP13-US	1/2"	0.63"	0.82"	1.83"	3,000	0.72
S0116-RP16-US	5/8"	0.75"	1.02"	2.41"	4,000	1.53
S0116-RP20-US	3/4"	0.88"	1.25"	2.84"	6,000	2.36
S0116-RP22-US	7/8"	1.00"	1.48"	3.30"	8,000	4.00
S0116-RP25-US	1"	1.13"	1.70"	3.80"	10,000	5.27
S0116-RP32-US	1-1/4"	1.38"	2.03"	4.69"	14,000	9.88

**NOTE:**  
1/A/W FEDERAL SPECIFICATION RR-C-271, TYPE IVA, CLASS 1, EXCEPT 316 STAINLESS. MARKED TO THE NEAREST FRACTIONAL TON.

## BOW SHACKLE



**316 STAINLESS STEEL WITH SCREW PIN**

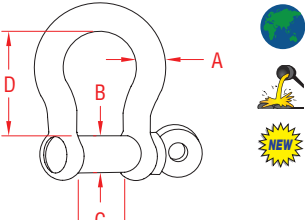


ITEM	A	B	C	D	WLL	WT
	(size)				(lb)	(lb)
S0116-0004	5/32"	0.16"	0.33"	0.75"	200	0.02
S0116-0005	3/16"	0.19"	0.43"	0.94"	500	0.04
S0116-0006	1/4"	0.23"	0.48"	1.08"	750	0.07
S0116-0008	5/16"	0.31"	0.67"	1.46"	1,000	0.16
S0116-0010	3/8"	0.39"	0.79"	1.77"	1,200	0.26
S0116-0012	15/32"	0.48"	0.94"	2.16"	1,500	0.50
S0116-0013	1/2"	0.51"	1.04"	2.33"	2,500	0.77
S0116-0016	5/8"	0.63"	1.25"	3.00"	3,000	1.21
S0116-0020	3/4"	0.74"	1.50"	3.34"	4,000	1.80
S0116-0022	7/8"	0.86"	1.72"	3.85"	5,000	2.90
S0116-0025	1"	0.96"	1.95"	4.17"	6,000	4.34
S0116-0032	1-1/4"	1.24"	2.50"	5.44"	9,000	9.02

## BOW SHACKLE



**316 STAINLESS STEEL WITH CAPTIVE PIN**



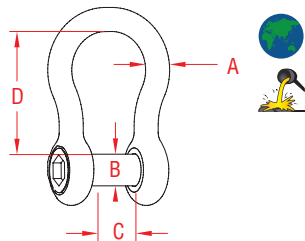
ITEM	A	B	C	D	WLL	WT
	(size)				(lb)	(lb)
S0116-CP04	5/32"	0.16"	0.33"	0.75"	200	0.02
S0116-CP05	3/16"	0.19"	0.43"	0.94"	500	0.04
S0116-CP06	1/4"	0.23"	0.48"	1.08"	750	0.07
S0116-CP08	5/16"	0.31"	0.67"	1.46"	1000	0.16
S0116-CP10	3/8"	0.39"	0.79"	1.77"	1200	0.30
S0116-CP12	15/32"	0.46"	0.96"	2.16"	1500	0.50

**NOTE:**  
PIN HAS SELF-LOCKING FEATURE SO PIN WILL NOT BACK OUT. PIN IS INTEGRAL TO THE BODY AND WILL NOT FALL OUT WHEN OPEN. PIN IS NOT REPLACEABLE OR REMOVABLE FROM THE SHACKLE.

## BOW SHACKLE



**316 STAINLESS STEEL WITH NO SNAG PIN**

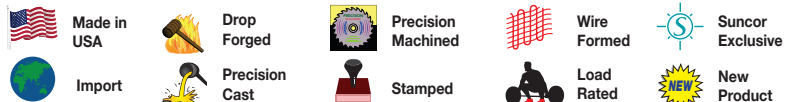


ITEM	A	B	C	D	WLL	WT
	(size)				(lb)	(lb)
S0116-NS06	1/4"	0.24"	0.47"	1.06"	750	0.06
S0116-NS08	5/16"	0.31"	0.67"	1.46"	1,000	0.16
S0116-NS10	3/8"	0.39"	0.79"	1.77"	1,200	0.26
S0116-NS12	15/32"	0.48"	0.94"	2.16"	1,500	0.46
S0116-NS13	1/2"	0.51"	1.04"	2.33"	2,500	0.70
S0116-NS16	5/8"	0.63"	1.25"	3.00"	3,000	1.13
S0116-NS20	3/4"	0.74"	1.50"	3.34"	4,000	1.75
S0116-NS22	7/8"	0.86"	1.72"	3.85"	5,000	2.85
S0116-NS25	1"	0.96"	1.95"	4.42"	6,000	4.30

**NOTE:**  
NO SNAG PIN SITS FLUSH WITH BODY OF SHACKLE. LARGER SIZES WITH SLOTTED HEAD. SUNCOR RECOMMENDS THE USE OF A LOCKING FLUID WITH THIS TYPE OF SHACKLE.



**Key:**

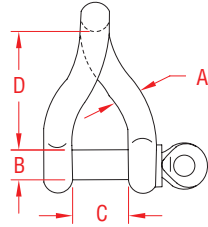


**ORDERS ONLY: 800-394-2222 (USA+CANADA)**

## TWIST SHACKLE



**316 STAINLESS STEEL WITH SCREW PIN**

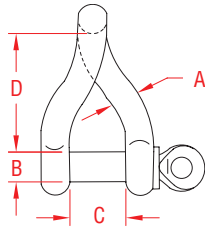


ITEM	A	B	C	D	WLL	WT
	(size)				(lb)	(lb)
S0163-0004	5/32"	0.16"	0.30"	0.63"	200	0.02
S0163-0005	3/16"	0.19"	0.38"	0.83"	500	0.04
S0163-0006	1/4"	0.23"	0.42"	1.00"	750	0.07
S0163-0008	5/16"	0.31"	0.63"	1.30"	1,000	0.16
S0163-0010	3/8"	0.38"	0.71"	1.80"	1,200	0.30
S0163-0012	1/2"	0.47"	0.95"	2.20"	1,500	0.51

## TWIST SHACKLE



**316 STAINLESS STEEL WITH CAPTIVE PIN**



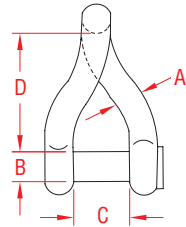
ITEM	A	B	C	D	WLL	WT
	(size)				(lb)	(lb)
S0163-CP06	1/4"	0.23"	0.51"	1.00"	750	0.07
S0163-CP08	5/16"	0.31"	0.96"	1.30"	1000	0.16
S0163-CP10	3/8"	0.38"	0.83"	1.83"	1200	0.30

**NOTE:**  
PIN HAS SELF-LOCKING FEATURE SO PIN WILL NOT BACK OUT. PIN IS INTEGRAL TO THE BODY AND WILL NOT FALL OUT WHEN OPEN. PIN IS NOT REPLACEABLE OR REMOVABLE FROM THE SHACKLE.

## TWIST SHACKLE



**316 STAINLESS STEEL WITH NO SNAG PIN**



ITEM	A	B	C	D	WLL	WT
	(size)				(lb)	(lb)
S0163-NS06	1/4"	0.23"	0.51"	1.00"	750	0.07
S0163-NS08	5/16"	0.31"	0.69"	1.30"	1000	0.16
S0163-NS10	3/8"	0.38"	0.83"	1.83"	1200	0.30
S0163-NS12	1/2"	0.47"	1.01"	2.20"	1500	0.51

**NOTE:**  
NO SNAG PIN SITS FLUSH WITH BODY OF SHACKLE. SUNCOR RECOMMENDS THE USE OF A LOCKING FLUID WITH THIS TYPE OF SHACKLE.

## SEIZING WIRE STAINLESS STEEL ANNEALED



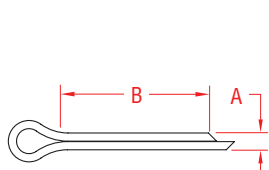
ITEM	A	B	WT
	(size)	(length)	(lb)
S0715-0020	0.020"	234'	0.27
S0715-0032	0.032"	92'	0.27
S0715-0041	0.041"	56'	0.27

**NOTE:**  
USE SUNCOR'S QUALITY SEIZING WIRE TO KEEP SHACKLE PINS IN PLACE, AS SHOWN IN THE APPLICATION PHOTO TO THE LEFT.

## COTTER PIN



**18-8 STAINLESS STEEL**



ITEM	A	B	WT
	(size)		(lb/100)
P0116-CT07	3/32"	0.75"	0.17
P0116-CT10	1/8"	0.75"	0.32
P0116-CT13	1/8"	1.13"	0.46
P0116-CT16	5/32"	1.75"	1.00
P0116-CT22	3/16"	1.50"	1.40
P0116-CT25	1/4"	1.75"	2.60

**NOTE:**  
USED WITH ROUND PIN AND BOLT ANCHOR AND CHAIN SHACKLES.

**LIMITED LIFETIME WARRANTY**

**SUNCOR STAINLESS®**

TEL 508-732-9191 • FAX 508-732-9798 • ORDERS ONLY 800-394-2222

www.suncorstainless.com

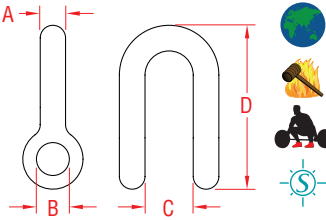


# SHACKLE COMPONENTS

## CHAIN SHACKLE BODY



316-NM STAINLESS STEEL



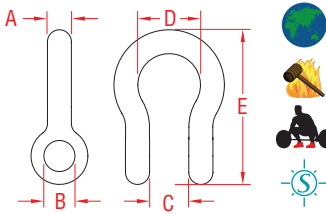
ITEM	A	B	C	D	WLL	WT
	(size)				(lb)	(lb)
P0115-BD07	1/4"	0.33"	0.47"	1.59"	1,000	0.05
P0115-BD08	5/16"	0.40"	0.53"	1.88"	1,300	0.09
P0115-BD10	3/8"	0.46"	0.66"	2.28"	1,500	0.18
P0115-BD12	7/16"	0.52"	0.75"	2.66"	2,000	0.25
P0115-BD13	1/2"	0.65"	0.81"	2.99"	3,000	0.38
P0115-BD16	5/8"	0.77"	1.06"	3.68"	4,000	0.77
P0115-BD20	3/4"	0.90"	1.25"	4.46"	6,000	1.27
P0115-BD22	7/8"	1.02"	1.44"	5.28"	8,000	2.07
P0115-BD25	1"	1.15"	1.69"	5.94"	10,000	2.92

**NOTE:**  
UNTHREADED SHACKLE BODY. MARKED TO THE NEAREST FRACTIONAL TON.

## ANCHOR SHACKLE BODY



316-NM STAINLESS STEEL



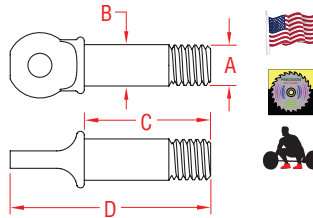
ITEM	A	B	C	D	E	WLL	WT
	(size)					(lb)	(lb)
P0116-BD07	1/4"	0.33"	0.47"	0.78"	1.84"	1,000	0.07
P0116-BD08	5/16"	0.40"	0.53"	0.84"	2.09"	1,300	0.11
P0116-BD10	3/8"	0.46"	0.66"	1.00"	2.49"	1,500	0.20
P0116-BD12	7/16"	0.52"	0.75"	1.16"	2.98"	2,000	0.29
P0116-BD13	1/2"	0.65"	0.81"	1.31"	3.28"	3,000	0.43
P0116-BD16	5/8"	0.77"	1.06"	1.69"	4.19"	4,000	0.88
P0116-BD20	3/4"	0.90"	1.25"	2.00"	4.92"	6,000	1.46
P0116-BD22	7/8"	1.02"	1.44"	2.28"	5.72"	8,000	2.26
P0116-BD25	1"	1.15"	1.69"	2.69"	6.50"	10,000	3.27
P0116-BD32	1-1/4"	1.42"	2.06"	3.33"	7.89"	14,000	6.80

**NOTE:**  
UNTHREADED SHACKLE BODY. MARKED TO THE NEAREST FRACTIONAL TON.

## US SHACKLE PIN



MADE IN USA  
316-NM STAINLESS STEEL



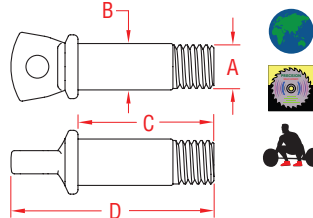
ITEM	SIZE	A	B	C	D	WLL	WT
						(lb)	(lb)
P0116-US07	1/4"	5/16"- 18	0.31"	0.98"	1.55"	1,000	0.03
P0116-US08	5/16"	3/8"- 16	0.38"	1.16"	1.84"	1,300	0.05
P0116-US10	3/8"	7/16"- 14	0.44"	1.43"	2.20"	1,500	0.09
P0116-US12	7/16"	1/2"- 13	0.50"	1.64"	2.50"	2,000	0.12
P0116-US13	1/2"	5/8"- 11	0.63"	1.82"	2.85"	3,000	0.22
P0116-US16	5/8"	3/4"- 10	0.75"	2.33"	3.40"	4,000	0.41
P0116-US20	3/4"	7/8"- 9	0.88"	2.80"	3.87"	6,000	0.61
P0116-US22	7/8"	1"- 8	1.00"	3.21"	4.70"	8,000	0.91
P0116-US25	1"	1-1/8"- 7	1.13"	3.70"	5.35"	10,000	1.37
P0116-US32	1-1/4"	1-3/8"- 6	1.38"	4.54"	6.65"	14,000	2.59

**NOTE:**  
REPLACEMENT PIN. COMPATIBLE WITH CHAIN SHACKLES (S0115-FS, PAGE 5) AND ANCHOR SHACKLES (S0116-FS, PAGE 7).

## SHACKLE PIN



IMPORT  
316-NM STAINLESS STEEL



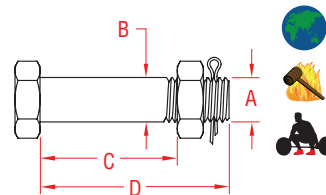
ITEM	SIZE	A	B	C	D	WLL	WT
						(lb)	(lb)
P0116-PN07	1/4"	5/16"- 18	0.31"	0.98"	1.55"	1,000	0.03
P0116-PN08	5/16"	3/8"- 16	0.38"	1.16"	1.84"	1,300	0.05
P0116-PN10	3/8"	7/16"- 14	0.44"	1.43"	2.20"	1,500	0.09
P0116-PN12	7/16"	1/2"- 13	0.50"	1.64"	2.50"	2,000	0.12
P0116-PN13	1/2"	5/8"- 11	0.63"	1.82"	2.85"	3,000	0.22
P0116-PN16	5/8"	3/4"- 10	0.75"	2.33"	3.40"	4,000	0.41
P0116-PN20	3/4"	7/8"- 9	0.88"	2.80"	3.87"	6,000	0.61
P0116-PN22	7/8"	1"- 8	1.00"	3.21"	4.70"	8,000	0.91
P0116-PN25	1"	1-1/8"- 7	1.13"	3.70"	5.35"	10,000	1.37
P0116-PN32	1-1/4"	1-3/8"- 6	1.38"	4.54"	6.65"	14,000	2.59

**NOTE:**  
REPLACEMENT PIN. COMPATIBLE WITH CHAIN SHACKLES (S0115-FS, PAGE 5) AND ANCHOR SHACKLES (S0116-FS, PAGE 7).

## SHACKLE BOLT



316-NM STAINLESS STEEL

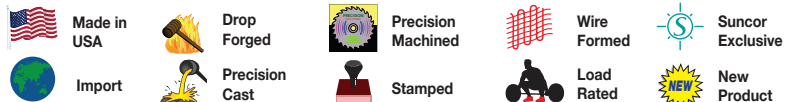


ITEM	SIZE	A	B	C	D	WLL	WT
						(lb)	(lb)
S0116-KT07	1/4"	5/16"- 18	0.31"	0.94"	1.38"	1,000	0.05
S0116-KT08	5/16"	3/8"- 16	0.38"	1.00"	1.56"	1,300	0.07
S0116-KT10	3/8"	7/16"- 14	0.44"	1.38"	2.00"	1,500	0.09
S0116-KT12	7/16"	1/2"- 13	0.50"	1.61"	2.30"	2,000	0.12
S0116-KT13	1/2"	5/8"- 11	0.63"	1.69"	2.50"	3,000	0.18
S0116-KT16	5/8"	3/4"- 10	0.75"	2.13"	3.19"	4,000	0.56
S0116-KT20	3/4"	7/8"- 9	0.88"	2.63"	3.69"	6,000	0.91
S0116-KT22	7/8"	1"- 8	1.00"	3.13"	4.25"	8,000	1.36
S0116-KT25	1"	1-1/8"- 7	1.13"	3.50"	4.69"	10,000	2.11
S0116-KT32	1-1/4"	1-3/8"- 6	1.38"	3.65"	6.40"	14,000	4.12

**NOTE:**  
REPLACEMENT BOLT. COMPATIBLE WITH CHAIN (P0115-BD, ABOVE) & ANCHOR (P0116-BD, ABOVE) SHACKLE BODIES. COTTER PIN AND NUT INCLUDED.



Key:



ORDERS ONLY: 800-394-2222  
(USA+CANADA)

All logos, icons, images, measurements and descriptions are the sole property of Suncor Stainless, Inc.  
© 2020 Suncor Stainless, Inc.

SHACKLE COMPONENTS

SUNCOR STAINLESS, INC.

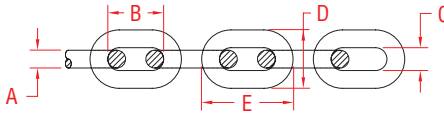
# CHAIN



[www.suncorstainless.com](http://www.suncorstainless.com)



## NACM INDUSTRIAL CHAIN 316L STAINLESS STEEL

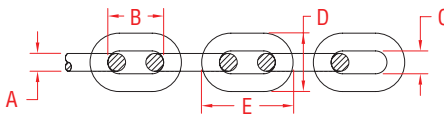


ITEM	SIZE	A	B	C	D	E	WLL	BL	WT
							(lb)	(lb)	(lb/ft)
S0602-0004	5/32"	0.16"	0.77"	0.28"	0.60"	1.10"	500	2,000	0.20
S0602-0005	3/16"	0.20"	0.95"	0.38"	0.78"	1.33"	1,200	4,800	0.30
S0602-0007	1/4"	0.25"	1.00"	0.43"	0.95"	1.49"	1,570	6,280	0.57
S0602-0008	5/16"	0.32"	0.94"	0.46"	1.11"	1.55"	2,400	9,600	0.98
S0602-0010	3/8"	0.39"	1.22"	0.57"	1.37"	1.99"	3,550	14,200	1.50
S0602-0012*	1/2" (7/16)	0.47"	1.50"	0.78"	1.78"	2.40"	5,400	21,600	2.00
S0602-0016*	5/8"	0.63"	1.91"	0.90"	2.16"	3.12"	11,000	39,200	3.31
S0602-0020*	3/4"	0.75"	2.75"	1.10"	2.64"	4.30"	15,000	60,000	5.00
S0602-0025*	1"	1.00"	3.54"	1.38"	3.38"	5.58"	23,250	73,000	9.00

**NOTE: MOST COMMONLY USED CHAIN FOR MARINE APPLICATIONS. THIS CHAIN COMPLIES FULLY WITH ALL REQUIREMENTS OF THE U.S. NATIONAL ASSOCIATION OF CHAIN MANUFACTURERS' SPECS.**



## NACM INDUSTRIAL CHAIN 304L STAINLESS STEEL

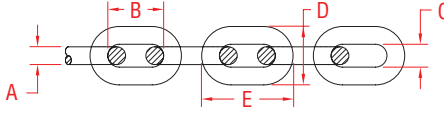


ITEM	SIZE	A	B	C	D	E	WLL	BL	WT
							(lb)	(lb)	(lb/ft)
S0605-0004	5/32"	0.16"	0.77"	0.28"	0.63"	1.08"	500	2,000	0.23
S0605-0005	3/16"	0.20"	0.95"	0.38"	0.80"	1.34"	1,200	4,800	0.30
S0605-0007	1/4"	0.25"	1.00"	0.43"	0.96"	1.49"	1,570	6,280	0.57
S0605-0008	5/16"	0.32"	0.94"	0.46"	1.10"	1.54"	2,400	9,600	0.98
S0605-0010	3/8"	0.39"	1.22"	0.57"	1.36"	2.00"	3,550	14,200	1.60

**NOTE: MOST ECONOMIC AND COMMONLY USED CHAIN FOR INDUSTRIAL APPLICATIONS. THIS CHAIN COMPLIES FULLY WITH ALL REQUIREMENTS OF THE U.S. NATIONAL ASSOCIATION OF CHAIN MANUFACTURERS' (NACM) SPECIFICATIONS.**



## NACM CHAIN (S4) 316L STAINLESS STEEL

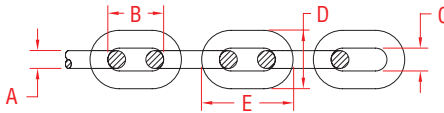


ITEM	SIZE	A	B	C	D	E	WLL	BL	WT
							(lb)	(lb)	(lb/ft)
S0604-0007	1/4" (9/32)	0.28"	0.84"	0.40"	0.94"	1.40"	2,000	8,000	0.67
S0604-0008	5/16"	0.32"	1.02"	0.47"	1.12"	1.63"	2,400	9,600	0.92
S0604-0010	3/8"	0.39"	1.22"	0.57"	1.37"	1.99"	3,550	14,200	1.60
S0604-0013*	1/2"	0.51"	1.59"	0.76"	1.80"	2.53"	6,500	26,000	2.10

**NOTE: SUNCOR GRADE S4 CHAIN IS MADE TO "G4" DIMENSIONS. IT FITS MANY STANDARD U.S. WINDLASSES AND INDUSTRIAL APPLICATIONS. THIS CHAIN COMPLIES FULLY WITH ALL REQUIREMENTS OF THE U.S. NATIONAL ASSOCIATION OF CHAIN MANUFACTURERS' (NACM'S) SPECIFICATIONS.**



## LIFTING CHAIN (S5) 316L STAINLESS STEEL



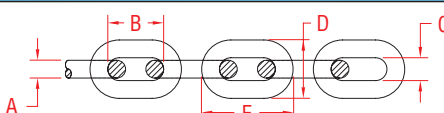

ITEM	SIZE	A	B	C	D	E	WLL	BL	WT
							(lb)	(lb)	(lb/ft)
S0603-0005*	3/16"	0.19"	0.58"	0.25"	0.66"	0.97"	1,100	4,400	0.36
S0603-0007	1/4" (9/32)	0.28"	0.85"	0.38"	0.97"	1.38"	2,200	8,800	0.67
S0603-0008	5/16"	0.32"	0.95"	0.45"	1.11"	1.55"	2,700	10,800	0.98
S0603-0010*	3/8"	0.39"	1.18"	0.55"	1.34"	1.96"	4,400	17,600	1.41
S0603-0013*	1/2"	0.51"	1.55"	0.75"	1.78"	2.53"	7,300	29,200	2.60
S0603-0016*	5/8"	0.63"	1.91"	0.90"	2.16"	3.12"	11,000	39,000	3.31

### RATED FOR OVERHEAD LIFTING

**NOTE: CALIBRATED SUNCOR GRADE 50 LIFTING CHAIN, MADE TO GRADE 80 DIMENSIONS. NEVER EXCEED WORKING LOAD LIMIT. WORKING LOADS ARE BASED ON GRADUAL PULL AND NOT SHOCK LOADS. MAKE SURE THAT ALL COMPONENTS IN YOUR ASSEMBLY ARE OVERHEAD LIFTING RATED AND HAVE THE SAME WORKING LOADS.**



## ANCHOR CHAIN (S1) 316L STAINLESS STEEL



ITEM	SIZE	A	B	C	D	E	WLL	BL	WT
							(lb)	(lb)	(lb/ft)
S0601-0007	1/4" (9/32)	0.28"	0.87"	0.36"	0.94"	1.39"	2,000	8,000	0.76
S0601-0008	5/16"	0.32"	0.95"	0.41"	1.04"	1.56"	2,400	9,600	0.94
S0601-0010	3/8"	0.39"	1.10"	0.54"	1.32"	1.86"	3,750	15,000	1.60
S0601-0013	1/2"	0.51"	1.38"	0.74"	1.74"	2.38"	6,500	26,000	2.74

**NOTE: THIS CALIBRATED CHAIN HAS DIMENSIONS OF "BBB" CHAIN AND FITS MANY STANDARD WINDLASSES. ALSO SEE THE S0604 SERIES FOR OTHER WINDLASS CHAIN. THIS CHAIN COMPLIES WITH ALL REQUIREMENTS OF DIN 766.**



Key:



Made in USA



Drop Forged



Precision Machined



Wire Formed



Suncor Exclusive



Import



Precision Cast



Stamped



Load Rated

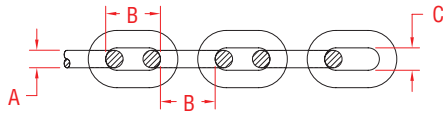


New Product

ORDERS ONLY: 800-394-2222 (USA+CANADA)

## ECONOMY IMPORT CHAIN

304 & 316 STAINLESS STEEL

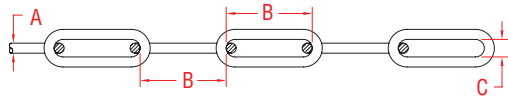


ITEM	SIZE	A	B	C	WLL	WT
					(lb)	(lb/ft)
<b>REFERENCE ONLY - NOT FOR DESIGN PURPOSES</b>						
<b>304 STAINLESS STEEL</b>						
S660-03	1/8"	0.15"	0.90"	0.32"	375	0.23
S660-05	3/16"	0.21"	0.97"	0.42"	800	0.32
S660-07	1/4"	0.27"	1.22"	0.40"	1,300	0.57
S660-08	5/16"	0.32"	1.25"	0.54"	1,900	0.92
S660-10	3/8"	0.40"	1.34"	0.59"	2,650	1.50
<b>316 STAINLESS STEEL</b>						
S660-A-03	1/8"	0.15"	0.90"	0.32"	375	0.23
S660-A-05	3/16"	0.21"	0.97"	0.42"	800	0.32
S660-A-06	1/4"	0.27"	1.22"	0.40"	1,300	0.57
S660-A-08	5/16"	0.32"	1.25"	0.54"	1,900	0.92
S660-A-10	3/8"	0.40"	1.34"	0.59"	2,650	1.50
S660-A-13	1/2"	0.52"	1.67"	0.75"	4,500	2.80

**NOTE:**  
ALL MEASUREMENTS ARE NOMINAL. FOR REFERENCE PURPOSE ONLY. ACTUAL SIZE MAY VARY. CHAIN SHOULD BE CHECKED OR MEASURED FOR COMPATABILITY WHEN USED WITH OTHER PARTS. WELDED AND POLISHED. NOT RATED FOR OVERHEAD LIFTING. WORKING LOADS ARE BASED ON GRADUAL PULL, NOT SHOCK LOADS.

## LONG LINK CHAIN (S6)

304L STAINLESS STEEL

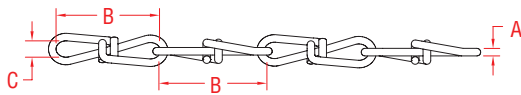



ITEM	SIZE	A	B	C	WLL	BL	WT
					(lb)	(lb)	(lb/ft)
S0606-0001	5/64"	0.08"	0.48"	0.14"	180	720	0.06
S0606-0002	3/32-7/64"	0.10"	0.69"	0.16"	300	1,200	0.10
S0606-0003	1/8"	0.12"	1.03"	0.20"	380	1,520	0.11
S0606-0004	5/32"	0.16"	1.27"	0.27"	500	2,000	0.18
S0606-0005	3/16"	0.20"	1.38"	0.37"	900	3,600	0.28
S0606-0006	1/4"	0.24"	1.66"	0.44"	1,200	4,800	0.42

**NOTE:**  
LONG LINK CHAIN IS THE LEAST EXPENSIVE STAINLESS STEEL CHAIN. THE LINKS ON AVERAGE ARE 1.5 TIMES LONGER THAN STANDARD CHAIN LINKS.  
THIS CHAIN COMPLIES WITH ALL REQUIREMENTS OF DIN 5685-C.

## DOUBLE LOOP CHAIN (S7)

304 STAINLESS STEEL



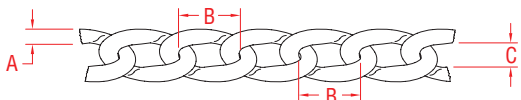

ITEM	SIZE	A	B	C	WLL	BL	WT
					(lb)	(lb)	(lb/100')
S0626-0003	#3	0.08"	1.14"	0.25"	90	360	6.1
S0626-0002	#1	0.11"	1.71"	0.35"	155	620	10.0
S0626-0001	2/0	0.14"	1.82"	0.37"	255	1,020	17.0

**NOTE:**  
SOLD IN 100 FOOT LENGTHS ONLY.  
I/A/W ASTM A466 AND NACM STANDARDS.  
IDEAL FOR SWINGS, DECORATING APPLICATIONS AND NOVELTIES. OTHER SIZES AVAILABLE IN BULK ON SPECIAL ORDER.  
WT/HD. = WEIGHT PER HUNDRED FEET.



## TWIST LINK CHAIN (S8)

304 STAINLESS STEEL



ITEM	SIZE	A	B	C	WLL	WT
					(lb)	(lb/ft)
S0611-0001	5/64"	0.07"	0.30"	0.13"	150	0.07
S0611-0002	3/32"	0.09"	0.31"	0.16"	190	0.09
S0611-0003	1/8"	0.11"	0.48"	0.22"	280	0.13
S0611-M003	1/8"	0.11"	0.48"	0.22"	280	0.13
S0611-0004	9/64"	0.14"	0.53"	0.24"	400	0.16
S0611-0005	5/32"	0.15"	0.59"	0.26"	550	0.20

**NOTE:**  
IDEAL FOR DECORATIVE APPLICATIONS, SWINGS, ANIMAL CONTROL, WALLETS AND ACCESSORIES. WE IMPORT A 1/8" CHAIN (S0611-M003) FOR USE IN DAIRY APPLICATIONS.

LIMITED LIFETIME WARRANTY

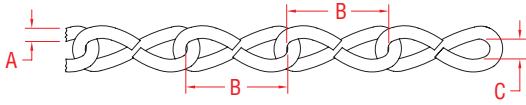
SUNCOR STAINLESS®

TEL 508-732-9191 • FAX 508-732-9798 • ORDERS ONLY 800-394-2222

www.suncorstainless.com



## SINGLE JACK CHAIN (S9) 304/302 STAINLESS STEEL

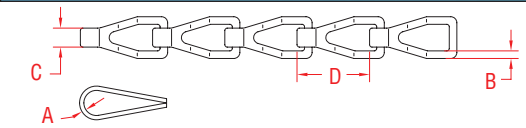


ITEM	SIZE	A	B	C	WLL	BL	WT	
					(lb)	(lb)	(lb/100')	
S0621-0000	#18	1.2 MM	0.05"	0.39"	0.12"	5	20	1.85
S0621-0001	#16	1.6 MM	0.06"	0.52"	0.15"	10	40	3.00
S0621-0002	#14	2.0 MM	0.08"	0.63"	0.20"	16	65	5.00
S0621-0003	#12	2.5 MM	0.10"	0.75"	0.23"	29	115	8.50
S0621-0004	#10	3.3 MM	0.13"	0.85"	0.31"	43	170	14.70

**NOTE:**  
**SOLD IN 100 FOOT LENGTHS ONLY.**  
**1/A/W ASTM A466 AND NACM STANDARDS.**  
**U.S. STANDARD CHAIN.**  
**IDEAL FOR LIGHTING FIXTURES AND NOVELTIES.**  
**WT/HD. = WEIGHT PER HUNDRED FEET.**



## SASH CHAIN (S10) 304 STAINLESS STEEL

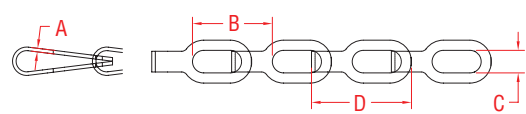


ITEM	SIZE	A	B	C	D	WLL	WT	
						(lb)	(lb/100')	
S0631-0001	#35	0.9 MM	0.035"	0.08"	0.15"	0.55"	225	7
S0631-0002	#25	1.1 MM	0.042"	0.06"	0.11"	0.56"	200	5
S0631-0003	#8	0.6 MM	0.035"	0.06"	0.12"	0.56"	150	4

**NOTE:**  
**SOLD IN 100 FOOT LENGTHS ONLY.**  
**1/A/W ASTM A466 AND NACM STANDARDS.**  
**IDEAL FOR SMOOTH OPERATIONS OVER PULLEYS, LIGHTING FIXTURES AND NOVELTIES.**  
**WT/HD. = WEIGHT PER HUNDRED FEET.**



## SAFETY CHAIN 302 STAINLESS STEEL



ITEM	SIZE	A	B	C	D	WLL	WT
						(lb)	(lb/100')
S0641-0001	1/0	0.025"	0.50"	0.12"	0.60"	75	2.70
S0641-0002	2/0	0.025"	0.43"	0.12"	0.55"	50	2.14

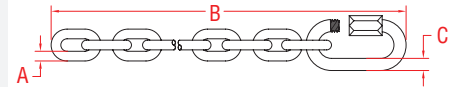
**NOTE:**  
**SOLD IN 100 FOOT LENGTHS ONLY.**  
**ATTACH CHAIN TO CAPS, LIDS, PINS OR ANY OTHER ITEM THAT COULD BE LOST OR FALL OVERBOARD.**  
**WT/HD. = WEIGHT PER HUNDRED FEET.**

## TRAILER SAFETY CHAIN PACK 316L STAINLESS STEEL



ITEM	A	B	C	WLL	WT
	(size)	(length)	(end link)	(lb)	(lb)
C0275-0001	1/4"	24"	5/16"	1,600	1.35
C0275-0001-CH*	1/4"	24"	5/16"	1,600	1.35
C0275-0002	5/16"	24"	3/8"	2,400	2.20
C0275-0002-CH*	5/16"	24"	3/8"	2,400	2.20
<b>PAIRS</b>					
C0275-0001-2	1/4"	24"	5/16"	1,600	2.70
C0275-0001-2-CH*	1/4"	24"	5/16"	1,600	2.70
C0275-0002-2	5/16"	24"	3/8"	2,400	4.40
C0275-0002-2-CH*	5/16"	24"	3/8"	2,400	4.40

**NOTE: EACH CHAIN LENGTH CONTAINS ONE END QUICK LINK, PERMANENTLY MARKED WITH WLL, LOGO, SS316.**



## MARINE CHAIN PRE-PACK 316L STAINLESS STEEL

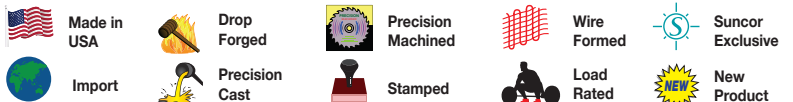


ITEM	SIZE	LENGTH	WLL	WT
			(lb)	(lb)
C0132-0407	1/4"	4 FT.	1,570	3.00
C0132-0407-CH*	1/4"	4 FT.	1,570	3.00
C0132-0507	1/4"	5 FT.	1,570	3.60
C0132-0508	5/16"	5 FT.	2,400	4.70
C0132-0508-CH*	5/16"	5 FT.	2,400	4.70
C0132-0608	5/16"	6 FT.	2,400	5.20
C0132-0610	3/8"	6 FT.	3,750	9.00
C0132-0610-CH*	3/8"	6 FT.	3,750	9.00

**NOTE:**  
**PRE-CUT CHAIN IN BAR CODED PACKAGING. COMMONLY USED AS LEAD CHAIN FOR PLEASURE MARINE ANCHORS (GROUND TACKLE).**



**Key:**



**ORDERS ONLY: 800-394-2222**  
(USA+CANADA)

## Basic Types of Chain Slings

Sling Types are designated throughout the industry by symbols.



### First Symbol (Basic Type)

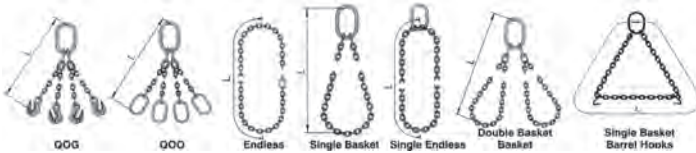
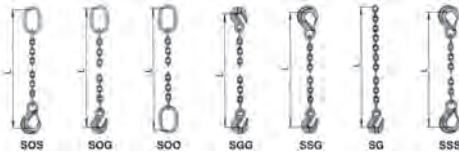
- S** Single Chain Sling with master link and hook, or hook each end.
- C** Single Choker Chain Sling with master link each end. No hooks.
- D** Double Chain Sling with standard master link and hooks.
- T** Triple Chain Sling with standard master link and hooks.
- Q** Quadruple Chain Sling with standard master link and hooks.

### Second Symbol (Type of master link or end link)

- O** Standard Oblong Master Link- Recommended for all types.

### Third Symbol (Type of Hooks)

- S** Slip Hook
- G** Grab Hook



## How to Order Chain Sling Components

1. Determine the maximum **load** to be lifted.
2. Choose the proper **type** of chain sling (single, double, etc.) dictated by the size, shape and weight of the load.
3. Estimate the approximate **angle** between a leg of the sling and the load during operation.
4. Select the proper **attachments** (hooks and master links) for your chain sling.
5. Determine the overall **reach** from bearing point on master link to bearing point on attachment.
6. Choose the chain size which meets your requirements.

**Note:** Angle to the load on multiple leg slings will be 60 degrees or greater as long as the distance between lifting eyes of load is **not** greater than reach shown on identification tag.




**S0452**



**S0600**



**S0650**



**S0603**

Slip Hooks, page 57  
Sling ID Tags, page 86  
Master Links, page 86  
Lifting Chain, page 12

# WARNING

## Warnings, Cautions and Proper Use of Chain

### Warnings and Cautions

The use of chain is subject to certain hazards that cannot be met by mechanical or manufacturing means, but only by the exercise of intelligence, care and common sense.

Never exceed the working load limit of the chain or any component.

Chemically active environments may adversely affect chain and components. Do not use in highly acidic or caustic environments. Suncor should be contacted for guidance if the chain will be exposed to chemically active environments during use.

Never field weld or repair chain.

Temperature will affect chain and components.

### Proper Use

**To protect the users and to prevent damage to the chain, the following safe practices should be followed:**

Select a chain suitable for the application and environment.

The hooks or other components should be of size to fit the intended connections.

Avoid shock loading.

Pad all sharp edges or corners in contact with the chain.

Avoid twisting or kinking the chain.


Never knot chain.

Rig so that the load is properly seated in the hooks or other components. Avoid tip loading of hooks and side loading of chain and components.

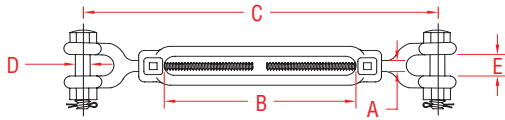



SUNCOR STAINLESS, INC.

# TURNBUCKLES



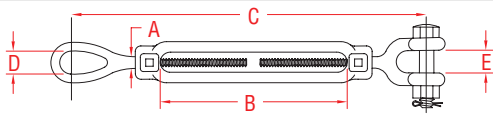
## TURNBUCKLE JAW & JAW 316-NM STAINLESS STEEL



ITEM	A	B	C	D	E	WLL	WT
	(size)	(adjustment)				(lb)	(lb)
S0108-JJ07	1/4"	4.00"	7.75"	0.25"	0.44"	500	0.45
S0108-JJ08	5/16"	4.50"	9.00"	0.25"	0.50"	800	0.65
S0108-JJ10	3/8"	6.00"	10.63"	0.31"	0.56"	1,200	0.90
S0108-JJ13	1/2"	6.00"	12.00"	0.38"	0.63"	2,200	1.60
S0108-JJ16	5/8"	6.00"	13.50"	0.50"	0.75"	3,500	3.05
S0108-JJ20	3/4"	6.00"	15.00"	0.63"	1.00"	5,200	4.25
S0108-JJ25	1"	6.00"	18.00"	0.88"	1.25"	8,000	10.59
S0108-JJ25-1	1"	12.00"	24.00"	0.88"	1.25"	8,000	12.66
S0108-JJ32-1*	1-1/4"	12.00"	26.63"	1.13"	1.88"	12,500	22.32
S0108-JJ38-1*	1-1/2"	12.00"	28.95"	1.36"	2.19"	17,000	31.04

**NOTE: MEETS WLL AND DIMENSIONS OF ASTM SPECIFICATION F1145-05 (2011) TYPE 1, CLASS G. MEETS ASME B30.26-2010 SECTION 26-2.0. \*JAWS FOR SIZES -JJ32-1 & -JJ38-1, FEATURE A ROUND PIN W/ COTTER.**

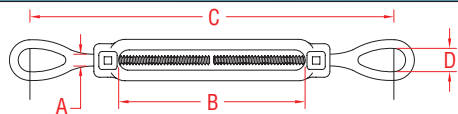
## TURNBUCKLE JAW & EYE 316-NM STAINLESS STEEL



ITEM	A	B	C	D	E	WLL	WT
	(size)	(adjustment)				(lb)	(lb)
S0109-JE07	1/4"	4.00"	7.88"	0.33"	0.44"	500	0.35
S0109-JE08	5/16"	4.50"	9.25"	0.41"	0.50"	800	0.60
S0109-JE10	3/8"	6.00"	11.00"	0.50"	0.56"	1,200	0.80
S0109-JE13	1/2"	6.00"	12.50"	0.75"	0.63"	2,200	1.55
S0109-JE16	5/8"	6.00"	14.00"	0.87"	0.75"	3,500	2.69
S0109-JE20	3/4"	6.00"	15.63"	1.00"	1.00"	5,200	4.00
S0109-JE25	1"	6.00"	19.00"	1.38"	1.25"	8,000	9.66
S0109-JE25-1	1"	12.00"	25.00"	1.38"	1.25"	8,000	11.79
S0109-JE32-1*	1-1/4"	12.00"	27.50"	1.71"	1.88"	12,500	19.96

**NOTE: MEETS WLL AND DIMENSIONS OF ASTM SPECIFICATION F1145-05 (2011) TYPE 1, CLASS H. MEETS ASME B30.26-2010 SECTION 26-2.0. \*JAW FOR SIZE -JE32-1, FEATURES A ROUND PIN W/ COTTER.**

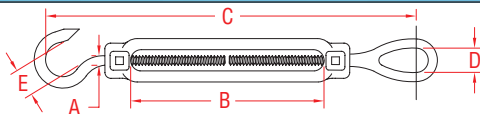
## TURNBUCKLE EYE & EYE 316-NM STAINLESS STEEL



ITEM	A	B	C	D	WLL	WT
	(size)	(adjustment)			(lb)	(lb)
S0107-EE07	1/4"	4.00"	8.00"	0.33"	500	0.30
S0107-EE08	5/16"	4.50"	9.25"	0.41"	800	0.50
S0107-EE10	3/8"	6.00"	11.50"	0.50"	1,200	0.85
S0107-EE13	1/2"	6.00"	13.00"	0.75"	2,200	1.30
S0107-EE16	5/8"	6.00"	14.50"	0.87"	3,500	2.30
S0107-EE20	3/4"	6.00"	16.25"	1.00"	5,200	3.50
S0107-EE25	1"	6.00"	20.00"	1.38"	8,000	8.85
S0107-EE25-1	1"	12.00"	25.50"	1.38"	8,000	10.91
S0107-EE32-1	1-1/4"	12.00"	28.38"	1.71"	12,500	17.60

**NOTE: MEETS WLL AND DIMENSIONS OF ASTM SPECIFICATION F1145-05 (2011) TYPE 1, CLASS D. MEETS ASME B30.26-2010 SECTION 26-2.0. BODIES ONLY ON PAGE 24: S0106-BD SERIES. NUTS ARE AVAILABLE (PAGE 100), BUT SOLD SEPARATELY.**

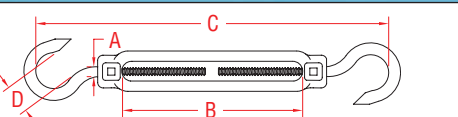
## TURNBUCKLE HOOK & EYE 316-NM STAINLESS STEEL



ITEM	A	B	C	D	E	WLL	WT
	(size)	(adjustment)				(lb)	(lb)
S0110-HE07	1/4"	4.00"	7.50"	0.33"	0.39"	300	0.25
S0110-HE08	5/16"	4.50"	8.50"	0.41"	0.44"	500	0.45
S0110-HE10	3/8"	6.00"	10.75"	0.51"	0.52"	750	0.67
S0110-HE13	1/2"	6.00"	12.00"	0.75"	0.55"	1,050	1.20
S0110-HE16	5/8"	6.00"	13.50"	0.87"	0.57"	1,600	2.10
S0110-HE20	3/4"	6.00"	15.50"	1.00"	0.90"	2,000	3.00

**NOTE: MEETS WLL AND DIMENSIONS OF ASTM SPECIFICATION F1145-05 (2011) TYPE 1, CLASS F. MEETS ASME B30.26-2010 SECTION 26-2.0. BODIES AND EYES ARE FORGED. HOOKS ARE FORMED AND COLD FORGED. BODIES ONLY ON PAGE 24: S0106-BD SERIES. NUTS ARE AVAILABLE (PAGE 100), BUT SOLD SEPARATELY.**

## TURNBUCKLE HOOK & HOOK 316-NM STAINLESS STEEL



ITEM	A	B	C	D	WLL	WT
	(size)	(adjustment)			(lb)	(lb)
S0111-HH07	1/4"	4.00"	6.87"	0.39"	300	0.22
S0111-HH08	5/16"	4.50"	7.75"	0.44"	500	0.35
S0111-HH10	3/8"	6.00"	10.37"	0.52"	750	0.60
S0111-HH13	1/2"	6.00"	10.50"	0.55"	1,050	1.10
S0111-HH16	5/8"	6.00"	14.25"	0.57"	1,600	1.90
S0111-HH20	3/4"	6.00"	14.25"	0.90"	2,000	2.75

**NOTE: MEETS WLL AND DIMENSIONS OF ASTM SPECIFICATION F1145-05 (2011) TYPE 1, CLASS E. BODIES AND EYES ARE FORGED. HOOKS ARE FORMED AND COLD FORGED. MEETS ASME B30.26-2010 SECTION 26-2.0. BODIES ONLY ON PAGE 24: S0106-BD SERIES. NUTS ARE AVAILABLE (PAGE 100), BUT SOLD SEPARATELY.**

**LIMITED LIFETIME WARRANTY**

**SUNCOR STAINLESS®**

TEL 508-732-9191 • FAX 508-732-9798 • ORDERS ONLY 800-394-2222

www.suncorstainless.com

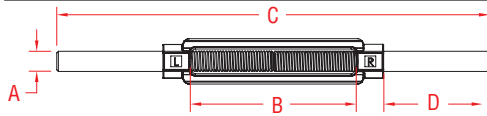


# TURNBUCKLES

TURNBUCKLES

## TURNBUCKLE STUB & STUB

316-NM STAINLESS STEEL

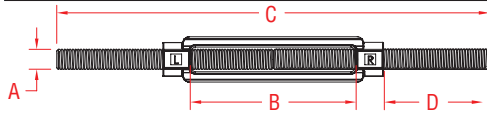


ITEM	A	B	C	D	WLL	WT
	(size)	(adjustment)			(lb)	(lb)
S0112-SS07	1/4"	4.00"	9.00"	2.00"	500	0.27
S0112-SS08	5/16"	4.50"	10.50"	2.50"	800	0.67
S0112-SS10	3/8"	6.00"	13.00"	2.85"	1,200	0.72
S0112-SS13	1/2"	6.00"	14.13"	3.30"	2,200	1.23
S0112-SS16	5/8"	6.00"	15.00"	3.38"	3,500	2.25
S0112-SS20	3/4"	6.00"	16.00"	3.85"	5,200	3.19
S0112-SS25	1"	6.00"	18.00"	4.65"	8,000	6.32
S0112-SS25-1	1"	12.00"	24.38"	4.65"	8,000	10.43
S0112-SS32-1	1-1/4"	12.00"	26.00"	4.90"	12,500	14.75

**NOTE:**  
MEETS WLL AND DIMENSIONS OF ASTM SPECIFICATION F1145-05 (2011) TYPE 1, CLASS C. BODIES ONLY ON PAGE 24. NUTS ARE AVAILABLE (PAGE 100), BUT SOLD SEPARATELY.

## TURNBUCKLE FULL THREAD

316-NM STAINLESS STEEL

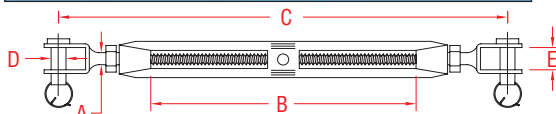


ITEM	A	B	C	D	WLL	WT
	(size)	(adjustment)			(lb)	(lb)
S0112-TS07	1/4"	4.00"	9.00"	2.00"	500	0.26
S0112-TS08	5/16"	4.50"	10.50"	2.25"	800	0.64
S0112-TS10	3/8"	6.00"	13.00"	2.88"	1,200	0.68
S0112-TS13	1/2"	6.00"	14.00"	3.00"	2,200	1.17
S0112-TS16	5/8"	6.00"	15.00"	3.25"	3,500	2.14
S0112-TS20	3/4"	6.00"	16.00"	3.50"	5,200	3.03
S0112-TS25	1"	6.00"	18.00"	4.00"	8,000	6.00

**NOTE:**  
MEETS WLL AND DIMENSIONS OF ASTM SPECIFICATION F1145-05 (2011) TYPE 1. BODIES ONLY ON PAGE 24. NUTS ARE AVAILABLE (PAGE 100), BUT SOLD SEPARATELY.

## TURNBUCKLE OPEN JAW & JAW

316 STAINLESS STEEL

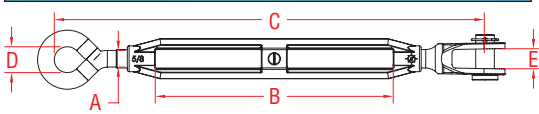


ITEM	A	B	C	D	E	WLL	WT
	(size)	(adjustment)				(lb)	(lb)
S0105-0005	3/16"	2.50"	4.81"	0.18"	0.30"	300	0.12
S0105-0007	1/4"	3.00"	5.75"	0.22"	0.38"	440	0.23
S0105-0008	5/16"	4.00"	7.12"	0.30"	0.40"	800	0.38
S0105-0010	3/8"	6.00"	10.00"	0.37"	0.46"	1,200	0.81
S0105-0013	1/2"	6.00"	11.00"	0.46"	0.59"	2,200	1.44
S0105-0016	5/8"	8.00"	14.50"	0.63"	0.69"	2,800	3.03
S0105-0020	3/4"	10.00"	18.00"	0.73"	0.76"	3,500	5.04

**NOTE:**  
ECONOMICAL, YET HIGH QUALITY TURNBUCKLE WITH PRECISION CAST BODY. JAWS ARE FORMED AND WELDED. BODIES ONLY ON PAGE 24. THREADS ARE STANDARD "UNC".

## TURNBUCKLE JAW & EYE

316 STAINLESS STEEL

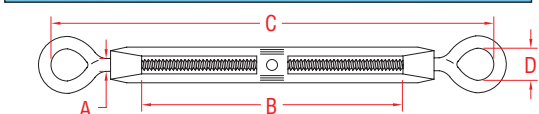


ITEM	A	B	C	D	E	WLL	WT
	(size)	(adjustment)				(lb)	(lb)
S0154-JE05	3/16"	2.50"	5.12"	0.38"	0.30"	300	0.07
S0154-JE07	1/4"	3.00"	5.87"	0.44"	0.38"	440	0.17
S0154-JE08	5/16"	4.00"	7.12"	0.50"	0.44"	800	0.32
S0154-JE10	3/8"	6.00"	10.25"	0.65"	0.50"	1,200	0.66
S0154-JE13	1/2"	6.00"	11.62"	0.75"	0.63"	2,200	1.26
S0154-JE16	5/8"	8.00"	14.50"	0.87"	0.63"	2,800	2.30
S0154-JE20	3/4"	10.00"	17.00"	1.10"	0.85"	3,500	3.85

**NOTE:**  
ECONOMICAL, YET HIGH QUALITY TURNBUCKLE WITH PRECISION CAST BODY. JAW AND EYE ARE FORMED AND WELDED. THREADS ARE STANDARD "UNC". BODIES ONLY ON PAGE 24. NUTS ARE AVAILABLE (PAGE 100), BUT SOLD SEPARATELY.

## TURNBUCKLE EYE & EYE

316 STAINLESS STEEL

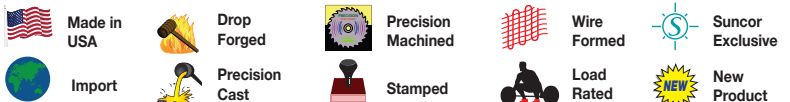


ITEM	A	B	C	D	WLL	WT
	(size)	(adjustment)			(lb)	(lb)
S0154-EE05	3/16"	2.50"	5.19"	0.38"	300	0.08
S0154-EE07	1/4"	3.00"	5.90"	0.44"	440	0.18
S0154-EE08	5/16"	4.00"	7.00"	0.50"	800	0.33
S0154-EE10	3/8"	6.00"	10.25"	0.65"	1,200	0.68
S0154-EE13	1/2"	6.00"	10.81"	0.75"	2,200	1.31
S0154-EE16	5/8"	8.00"	14.32"	0.87"	2,800	2.40
S0154-EE20	3/4"	10.00"	17.31"	1.10"	3,500	4.33

**NOTE:**  
ECONOMICAL, YET HIGH QUALITY TURNBUCKLE WITH PRECISION CAST BODY. EYES ARE FORMED AND WELDED. THREADS ARE STANDARD "UNC". BODIES ONLY ON PAGE 24. NUTS ARE AVAILABLE (PAGE 100), BUT SOLD SEPARATELY.



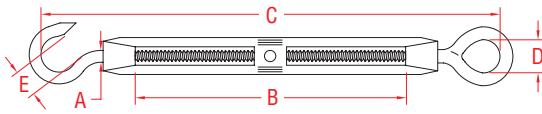
Key:



ORDERS ONLY: 800-394-2222 (USA+CANADA)

All logos, icons, images, measurements and descriptions are the sole property of Suncor Stainless, Inc. © 2020 Suncor Stainless, Inc.

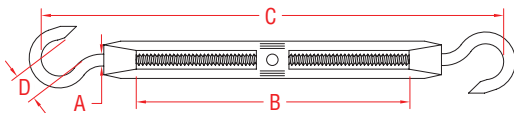

## TURNBUCKLE HOOK & EYE 316 STAINLESS STEEL



ITEM	A (size)	B (adjustment)	C	D	E	WLL (lb)	WT (lb)
S0154-HE05	3/16"	2.50"	5.12"	0.38"	0.30"	100	0.08
S0154-HE07	1/4"	3.00"	5.87"	0.44"	0.38"	200	0.18
S0154-HE08	5/16"	4.00"	7.12"	0.50"	0.44"	400	0.33
S0154-HE10	3/8"	6.00"	10.25"	0.65"	0.50"	700	0.68
S0154-HE13	1/2"	6.00"	11.62"	0.75"	0.63"	1,000	1.31
S0154-HE16	5/8"	8.00"	14.50"	0.87"	0.63"	1,600	2.40
S0154-HE20	3/4"	10.00"	17.00"	1.10"	0.85"	2,000	4.33

**NOTE:**  
ECONOMICAL, YET HIGH QUALITY TURNBUCKLE WITH PRECISION CAST BODY. EYES ARE FORMED AND WELDED. THREADS ARE STANDARD "UNC". BODIES ONLY ON PAGE 24. NUTS ARE AVAILABLE (PAGE 100), BUT SOLD SEPARATELY.

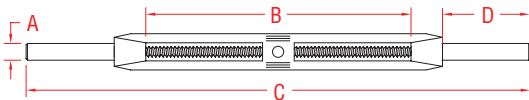
## TURNBUCKLE HOOK & HOOK 316 STAINLESS STEEL



ITEM	A (size)	B (adjustment)	C	D	WLL (lb)	WT (lb)
S0154-HH05	3/16"	2.50"	4.94"	0.30"	100	0.07
S0154-HH07	1/4"	3.00"	6.18"	0.38"	200	0.17
S0154-HH08	5/16"	4.00"	7.56"	0.45"	400	0.32
S0154-HH10	3/8"	6.00"	10.38"	0.52"	700	0.66
S0154-HH13	1/2"	6.00"	10.62"	0.56"	1,000	1.26
S0154-HH16	5/8"	8.00"	14.38"	0.75"	1,500	2.30
S0154-HH20	3/4"	10.00"	16.87"	0.97"	2,000	3.85

**NOTE:**  
ECONOMICAL, YET HIGH QUALITY TURNBUCKLE WITH PRECISION CAST BODY. HOOKS ARE FORMED. THREADS ARE STANDARD "UNC". BODIES ONLY ON PAGE 24. NUTS ARE AVAILABLE (PAGE 100), BUT SOLD SEPARATELY.

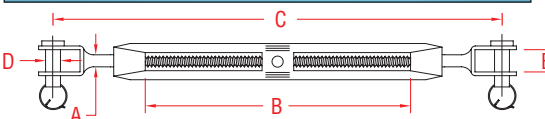
## TURNBUCKLE STUB & STUB 316 STAINLESS STEEL



ITEM	A (size)	B (adjustment)	C	D	WT (lb)
S0154-SS05	3/16"	2.50"	5.04"	0.85"	0.08
S0154-SS07	1/4"	3.00"	9.04"	2.50"	0.20
S0154-SS08	5/16"	4.00"	10.56"	2.75"	0.36
S0154-SS10	3/8"	6.00"	13.04"	2.85"	0.70
S0154-SS13	1/2"	6.00"	14.42"	3.35"	1.32
S0154-SS16	5/8"	8.00"	16.28"	3.25"	2.26
S0154-SS20	3/4"	10.00"	18.75"	3.38"	3.66

**NOTE:**  
ECONOMICAL, YET HIGH QUALITY TURNBUCKLE WITH PRECISION CAST BODY. THREADS ARE STANDARD "UNC". BODIES ONLY ON PAGE 24. NUTS ARE AVAILABLE (PAGE 100), BUT SOLD SEPARATELY.

## TURNBUCKLE JAW & JAW 316 STAINLESS STEEL



ITEM	A (size)	B (adjustment)	C	D	E	WLL (lb)	WT (lb)
S0154-JJ05	3/16"	2.50"	4.81"	0.18"	0.30"	300	0.10
S0154-JJ07	1/4"	3.00"	5.75"	0.22"	0.38"	440	0.22
S0154-JJ08	5/16"	4.00"	7.12"	0.30"	0.40"	800	0.36
S0154-JJ10	3/8"	6.00"	10.00"	0.37"	0.46"	1,200	0.78
S0154-JJ13	1/2"	6.00"	11.00"	0.46"	0.59"	2,200	1.36
S0154-JJ16	5/8"	8.00"	14.50"	0.63"	0.69"	2,800	2.82
S0154-JJ20	3/4"	10.00"	18.00"	0.73"	0.76"	3,500	4.80

**NOTE:**  
ECONOMICAL, YET HIGH QUALITY TURNBUCKLE WITH PRECISION CAST BODY. JAWS ARE FORMED AND WELDED. THREADS ARE STANDARD "UNC". BODIES ONLY ON PAGE 24. NUTS ARE AVAILABLE (PAGE 100), BUT SOLD SEPARATELY.

**LIMITED LIFETIME WARRANTY**

**SUNCOR STAINLESS®**

TEL 508-732-9191 • FAX 508-732-9798 • ORDERS ONLY 800-394-2222

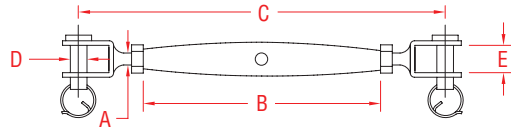
www.suncorstainless.com



# TURNBUCKLES

TURNBUCKLES

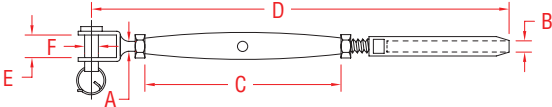
## TURNBUCKLE JAW & JAW 316 STAINLESS STEEL



ITEM	A	B	C	D	E	WLL	WT
	(size)					(lb)	(lb)
S0101-0005	3/16"	3.13"	4.75"	0.18"	0.30"	300	0.11
S0101-0007	1/4"	3.50"	5.50"	0.22"	0.38"	440	0.19
S0101-0008	5/16"	4.31"	7.06"	0.30"	0.40"	800	0.36
S0101-0010	3/8"	4.87"	7.75"	0.37"	0.46"	1,200	0.59
S0101-0013	1/2"	6.10"	9.50"	0.46"	0.59"	2,200	1.02
S0101-0016	5/8"	7.50"	13.00"	0.62"	0.85"	2,800	2.44

**NOTE:**  
THIS CLOSED TYPE TURNBUCKLE IS IDEAL FOR ARCHITETURAL APPLICATIONS. BODY IS MACHINED FROM TUBING. JAWS ARE FORMED AND WELDED. BODIES ONLY ON PAGE 24. THREADS ARE STANDARD "UNC".

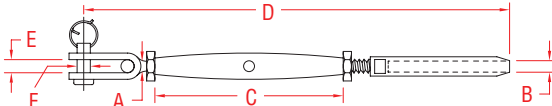
## TURNBUCKLE JAW & SWAGE 316 STAINLESS STEEL



ITEM	A	B	C	D	E	F	WT
	(size)						(lb)
S0781-0703	1/4"	1/8"	4.20"	7.50"	0.38"	0.22"	0.19
S0781-0704	1/4"	5/32"	4.20"	7.75"	0.38"	0.22"	0.21
S0781-0705	1/4"	3/16"	4.25"	8.25"	0.38"	0.22"	0.23
S0781-0904	5/16"	5/32"	4.32"	8.19"	0.40"	0.30"	0.35
S0781-0905	5/16"	3/16"	4.32"	8.56"	0.40"	0.30"	0.37
S0781-1005	3/8"	3/16"	4.90"	9.25"	0.46"	0.37"	0.53
S0781-1007	3/8"	1/4"	4.90"	10.00"	0.46"	0.37"	0.60
S0781-1307	1/2"	1/4"	5.87"	11.87"	0.59"	0.46"	1.09
S0781-1309	1/2"	5/16"	5.87"	12.62"	0.59"	0.46"	1.21
S0781-1610	5/8"	3/8"	7.48"	15.00"	0.70"	0.55"	2.50
S0781-2013	3/4"	1/2"	8.66"	17.40"	0.94"	0.75"	4.20

**NOTE:**  
OTHER CONFIGURATIONS ARE AVAILABLE. BODIES ONLY ON PAGE 24. THREADS ARE "UNF". MACHINE SWAGE ONLY.

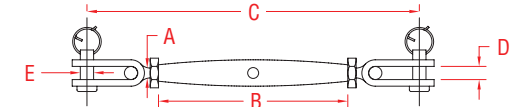
## TURNBUCKLE TOGGLE & SWAGE 316 STAINLESS STEEL



ITEM	A	B	C	D	E	F	WT
	(size)						(lb)
S0782-0501	3/16"	1/16"	3.56"	6.62"	0.26"	0.19"	0.14
S0782-0502	3/16"	3/32"	3.56"	6.87"	0.26"	0.19"	0.14
S0782-0702	1/4"	3/32"	4.20"	7.62"	0.35"	0.23"	0.22
S0782-0703	1/4"	1/8"	4.20"	7.87"	0.35"	0.23"	0.25
S0782-0704	1/4"	5/32"	4.20"	8.12"	0.35"	0.23"	0.27
S0782-0705	1/4"	3/16"	4.20"	8.64"	0.35"	0.23"	0.29
S0782-0904	5/16"	5/32"	4.32"	8.56"	0.40"	0.31"	0.40
S0782-0905	5/16"	3/16"	4.32"	9.00"	0.40"	0.31"	0.43
S0782-1005	3/8"	3/16"	4.90"	9.75"	0.56"	0.37"	0.64
S0782-1007	3/8"	1/4"	4.90"	10.44"	0.56"	0.37"	0.69
S0782-1307	1/2"	1/4"	5.87"	12.25"	0.63"	0.47"	1.32
S0782-1309	1/2"	5/16"	5.87"	13.00"	0.63"	0.47"	1.50
S0782-1610	5/8"	3/8"	7.50"	17.00"	0.80"	0.62"	2.69

**NOTE:**  
OTHER CONFIGURATIONS ARE AVAILABLE. BODIES ONLY ON PAGE 24. THREADS ARE "UNF". MACHINE SWAGE ONLY.

## TURNBUCKLE TOGGLE & TOGGLE 316 STAINLESS STEEL



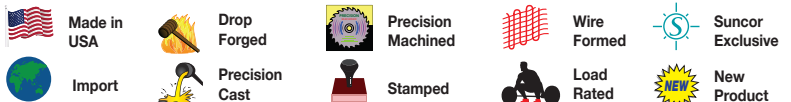
ITEM	A	B	C	D	E	WLL	WT
	(size)					(lb)	(lb)
S0783-0005	3/16"	3.56"	6.00"	0.26"	0.19"	240	0.17
S0783-0007	1/4"	4.20"	6.87"	0.35"	0.23"	550	0.26
S0783-0008	5/16"	4.32"	7.63"	0.40"	0.31"	860	0.50
S0783-0010	3/8"	4.90"	9.12"	0.56"	0.37"	1,700	0.72
S0783-0013	1/2"	5.87"	10.87"	0.63"	0.47"	2,060	1.34
S0783-0016	5/8"	7.50"	13.75"	0.80"	0.62"	2,800	3.50

**NOTE:**  
THIS TURNBUCKLE IS IDEAL FOR ARCHITECTURAL AND MARINE APPLICATIONS. BODY IS MACHINED FROM TUBING. BODIES ONLY ON PAGE 24. TOGGLES ARE FORMED. THREADS ARE "UNF".



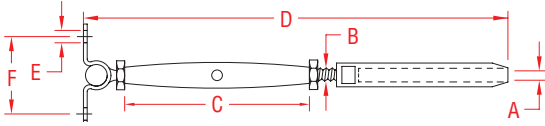
ORDERS ONLY: 800-394-2222  
(USA+CANADA)

Key:



All logos, icons, images, measurements and descriptions are the sole property of Suncor Stainless, Inc.  
© 2020 Suncor Stainless, Inc.

## TURNBUCKLE WALL MOUNT & SWAGE 316 STAINLESS STEEL



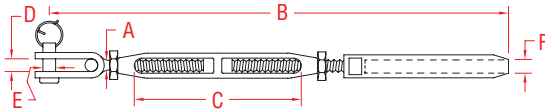
ITEM	A	B	C	D	E	F	WT
	(size)						(lb)
S0784-0703	1/8"	1/4"	4.20"	7.25"	0.25"	1.58"	0.25
S0784-0704	5/32"	1/4"	4.20"	7.50"	0.25"	1.58"	0.28
S0784-0705	3/16"	1/4"	4.20"	8.00"	0.25"	1.58"	0.32

**NOTE:**  
THREADS ARE "UNF". MACHINE SWAGE ONLY. TURNBUCKLES WITH QUICK ATTACH™ FITTINGS ARE SHOWN ON PAGES 47.

**BODIES ONLY ON PAGE 24.**

**REFERENCE "FASTENER MATCHING CHART" (PAGE 164) FOR COMPATIBLE FASTENERS.**

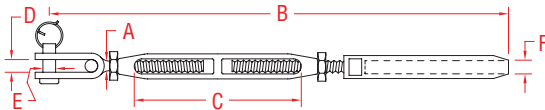
## TURNBUCKLE TOGGLE & SWAGE CHROMED BRONZE BODY & STAINLESS ENDS



ITEM	A	B	C	D	E	F	WT
	(size)		(adjustment)		(wire)		(lb)
S0786-0703	1/4"	8.37"	3.50"	0.35"	0.23"	1/8"	0.27
S0786-0704	1/4"	8.81"	3.50"	0.35"	0.23"	5/32"	0.28
S0786-0705	1/4"	8.87"	3.50"	0.35"	0.23"	3/16"	0.32
S0786-0904	5/16"	9.25"	3.80"	0.40"	0.31"	5/32"	0.42
S0786-0905	5/16"	9.62"	3.80"	0.40"	0.31"	3/16"	0.44
S0786-1005	3/8"	11.50"	4.40"	0.56"	0.37"	3/16"	0.77
S0786-1006	3/8"	11.50"	4.40"	0.56"	0.37"	7/32"	0.79
S0786-1007	3/8"	11.50"	4.40"	0.56"	0.37"	1/4"	0.81
S0786-1307	1/2"	13.00"	4.62"	0.63"	0.47"	1/4"	1.48
S0786-1308	1/2"	13.25"	4.62"	0.63"	0.47"	9/32"	1.50
S0786-1309	1/2"	13.75"	4.62"	0.63"	0.47"	5/16"	1.50

**NOTE: THREADS ARE "UNF". MACHINE SWAGE ONLY.**

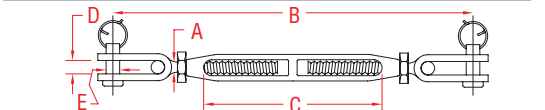
## TURNBUCKLE TOGGLE & SWAGE BRONZE BODY & STAINLESS ENDS



ITEM	A	B	C	D	E	F	WT
	(size)		(adjustment)		(wire)		(lb)
S0789-0703	1/4"	8.37"	3.50"	0.35"	0.23"	1/8"	0.27
S0789-0704	1/4"	8.81"	3.50"	0.35"	0.23"	5/32"	0.28
S0789-0705	1/4"	8.87"	3.50"	0.35"	0.23"	3/16"	0.32
S0789-0904	5/16"	9.25"	3.80"	0.40"	0.31"	5/32"	0.42
S0789-0905	5/16"	9.62"	3.80"	0.40"	0.31"	3/16"	0.44
S0789-1005	3/8"	11.50"	4.40"	0.56"	0.37"	3/16"	0.63
S0789-1007	3/8"	11.50"	4.40"	0.56"	0.37"	1/4"	0.67
S0789-1307	1/2"	13.00"	4.62"	0.63"	0.47"	1/4"	1.48
S0789-1308	1/2"	13.25"	4.62"	0.63"	0.47"	9/32"	1.50
S0789-1309	1/2"	13.75"	4.62"	0.63"	0.47"	5/16"	1.50

**NOTE: THREADS ARE "UNF". OTHER CONFIGURATIONS, SUCH AS TOGGLE/TOGGLE ARE AVAILABLE.**

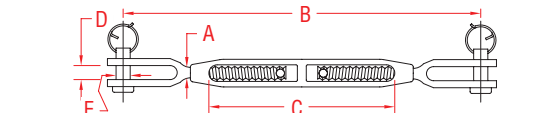
## TURNBUCKLE TOGGLE & TOGGLE CHROMED BRONZE BODY & STAINLESS ENDS



ITEM	A	B	C	D	E	WLL	WT
	(size)		(adjustment)		(lb)		(lb)
S0785-0007	1/4"	7.12"	3.50"	0.35"	0.23"	550	0.28
S0785-0009	5/16"	8.25"	3.80"	0.40"	0.31"	860	0.50
S0785-0010	3/8"	9.75"	4.40"	0.56"	0.37"	1,700	1.00
S0785-0013	1/2"	11.62"	4.62"	0.63"	0.47"	2,060	1.72

**NOTE:**  
SILICON BRONZE, THEN CHROMED TO PREVENT GALLING. THE END FITTINGS ARE MADE FROM 316 STAINLESS STEEL. THREADS ARE "UNF".

## TURNBUCKLE JAW & JAW CHROMED BRONZE BODY & ENDS



ITEM	A	B	C	D	E	WLL	WT
	(size)		(adjustment)		(lb)		(lb)
S0787-0007	1/4"	7.25"	3.50"	0.25"	0.25"	550	0.30
S0787-0009	5/16"	8.50"	3.80"	0.31"	0.31"	860	0.45
S0787-0010	3/8"	8.87"	4.40"	0.38"	0.38"	1,700	0.86

**NOTE:**  
COMPLETE TURNBUCKLE IS FORGED SILICON BRONZE, THEN CHROMED TO PREVENT GALLING. THREADS ARE "UNF". NUTS ARE AVAILABLE (PAGE 100), BUT SOLD SEPARATELY.

**LIMITED LIFETIME WARRANTY**

**SUNCOR STAINLESS®**

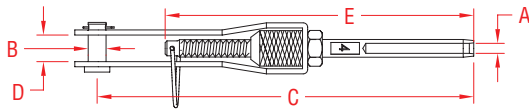
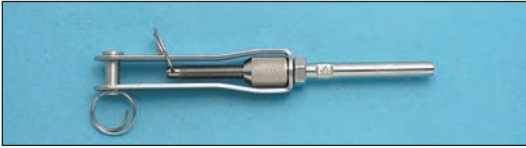
TEL 508-732-9191 • FAX 508-732-9798 • ORDERS ONLY 800-394-2222

www.suncorstainless.com



# TURNBUCKLES

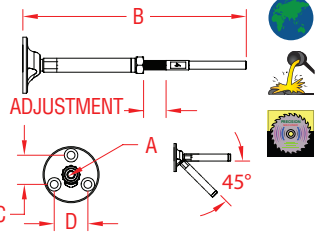
## LIFELINE ADJUSTER 316 STAINLESS STEEL



ITEM	A	B	C	D	E	WT
	(size)					(lb)
S0745-0003	1/8"	0.24"	5.25"	0.42"	4.35"	0.16
S0745-0004	5/32"	0.24"	5.67"	0.42"	4.70"	0.18
S0745-0005	3/16"	0.24"	5.89"	0.42"	4.97"	0.20

**NOTE:**  
TENSIONER DESIGNED FOR, BUT NOT LIMITED TO, LIFELINE APPLICATIONS. S0731-0703 SWAGE STUD (PAGE 34) IS USED IN THIS ASSEMBLY.

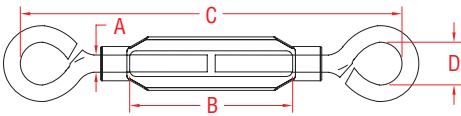

## HAND SWAGE TENSIONER W/STUD 316L STAINLESS STEEL



ITEM	A	B	C	D	ADJUSTMENT	WT
	(cable)					(lb)
S0748-H003	1/8"	6.12"	0.78"	0.90"	1.35"	0.14

**NOTE:**  
DESIGNED FOR HAND SWAGE USE ONLY. THE HANDISWAGE™ TENSIONER IS USED IN ARCHITECTURAL CABLE RAILING APPLICATIONS. THIS TENSIONER IS MADE FROM GRADE 316L STAINLESS STEEL FOR CORROSION RESISTANCE AND DURABILITY. IT FEATURES A SLOTTED BASE TO ACHIEVE ANGLES UP TO 45 DEGREES. CRIMP THE STUD ONTO CABLE USING THE HAND SWAGER (E0113-H600).

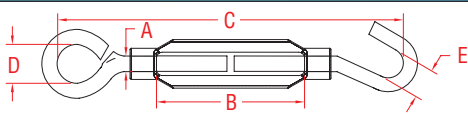
## TURNBUCKLE EYE & EYE ALUMINUM & STAINLESS STEEL



ITEM	A	B	C	D	WLL	WT
	(size)	(adjustment)			(lb)	(lb)
A0154-EE05-A	3/16"	1.61"	3.72"	0.31"	70	0.04
A0154-EE07-A	1/4"	2.04"	4.98"	0.52"	160	0.12
A0154-EE08-A	5/16"	2.62"	5.88"	0.49"	230	0.20
A0154-EE10-A	3/8"	2.98"	7.40"	0.63"	300	0.38

**NOTE:**  
LOWEST COST TURNBUCKLE. BODY IS ALUMINUM; ENDS ARE 304 STAINLESS STEEL. TO BE USED IN LIGHT DUTY APPLICATIONS ONLY. NUTS ARE AVAILABLE (PAGE 100), BUT SOLD SEPARATELY.

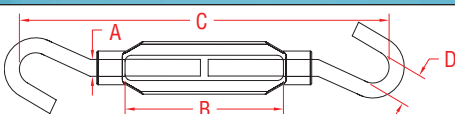
## TURNBUCKLE HOOK & EYE ALUMINUM & STAINLESS STEEL



ITEM	A	B	C	D	E	WLL	WT
	(size)	(adjustment)				(lb)	(lb)
A0154-HE05-A	3/16"	1.61"	3.70"	0.31"	0.26"	40	0.04
A0154-HE07-A	1/4"	2.04"	5.02"	0.52"	0.48"	80	0.10
A0154-HE08-A	5/16"	2.62"	6.05"	0.49"	0.48"	125	0.22
A0154-HE10-A	3/8"	2.98"	7.37"	0.63"	0.60"	180	0.34

**NOTE:**  
LOWEST COST TURNBUCKLE. BODY IS ALUMINUM; ENDS ARE 304 STAINLESS STEEL. TO BE USED IN LIGHT DUTY APPLICATIONS ONLY. NUTS ARE AVAILABLE (PAGE 100), BUT SOLD SEPARATELY.

## TURNBUCKLE HOOK & HOOK ALUMINUM & STAINLESS STEEL

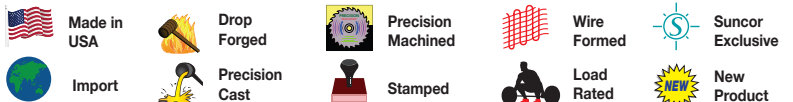


ITEM	A	B	C	D	WLL	WT
	(size)	(adjustment)			(lb)	(lb)
A0154-HH05-A	3/16"	1.61"	3.90"	0.26"	70	0.04
A0154-HH07-A	1/4"	2.04"	5.08"	0.48"	100	0.11
A0154-HH08-A	5/16"	2.62"	6.22"	0.48"	150	0.20
A0154-HH10-A	3/8"	2.98"	7.33"	0.60"	200	0.36

**NOTE:**  
LOWEST COST TURNBUCKLE. BODY IS ALUMINUM; ENDS ARE 304 STAINLESS STEEL. TO BE USED IN LIGHT DUTY APPLICATIONS ONLY. NUTS ARE AVAILABLE (PAGE 100), BUT SOLD SEPARATELY.



Key:

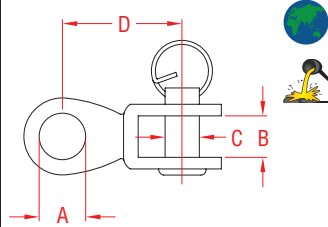


ORDERS ONLY: 800-394-2222  
(USA+CANADA)

All logos, icons, images, measurements and descriptions are the sole property of Suncor Stainless, Inc.  
© 2020 Suncor Stainless, Inc.

## RIGGING TOGGLE

316 STAINLESS STEEL

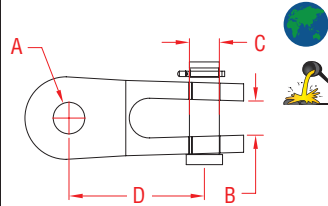


ITEM	A	B	C	D	WLL	WT
	(size)				(lb)	(lb)
S0168-0005	7/32"	0.24"	0.20"	0.87"	300	0.05
S0168-0006	1/4"	0.28"	0.24"	1.12"	400	0.06
S0168-0008	11/32"	0.40"	0.32"	1.25"	800	0.10
S0168-0010	3/8"	0.48"	0.36"	1.43"	1,200	0.16
S0168-0012	1/2"	0.52"	0.48"	2.00"	1,600	0.32

**NOTE:**  
INCLUDES REMOVABLE CLEVIS PIN.

## RIGGING TOGGLE

316 STAINLESS STEEL

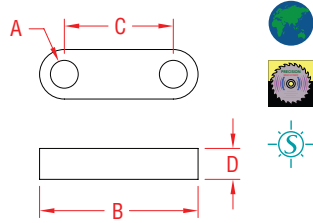


ITEM	A	B	C	D	WLL	WT
	(size)				(lb)	(lb)
S0168-SS07	1/4"	0.26"	0.25"	1.01"	440	0.08
S0168-SS08	5/16"	0.34"	0.31"	1.25"	800	0.11
S0168-SS10	3/8"	0.40"	0.37"	1.50"	1,200	0.17
S0168-SS12	7/16"	0.48"	0.43"	1.94"	1,600	0.28
S0168-SS13	1/2"	0.56"	0.50"	1.87"	2,200	0.45
S0168-SS16	5/8"	0.63"	0.63"	2.60"	3,500	0.84

**NOTE:**  
INCLUDES REMOVABLE CLEVIS PIN.

## UNIVERSAL LINK

316 STAINLESS STEEL



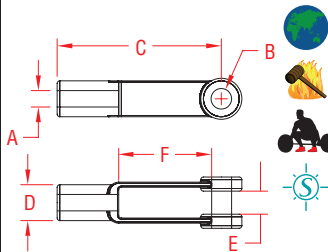
ITEM	SIZE	A	B	C	D	WT
						(lb)
S0100-0007	1/4"	0.28"	1.61"	1.11"	0.31"	0.05
S0100-0008	5/16"	0.31"	1.87"	1.22"	0.34"	0.08
S0100-0010	3/8"	0.40"	2.12"	1.38"	0.46"	0.14
S0100-0013	1/2"	0.50"	2.71"	1.71"	0.50"	0.27

**NOTE:**  
DESIGNED FOR LINKING COMPONENTS WITH MATCHING PIN DIAMETERS. EASILY CONNECT JAWS, SHACKLES, TOGGLES, YOKE ENDS, ETC. THIS UNIVERSAL LINK IS A SIMPLE, YET VERSATILE RIGGING SOLUTION.



## YOKE END UNTHREADED

316-NM STAINLESS STEEL



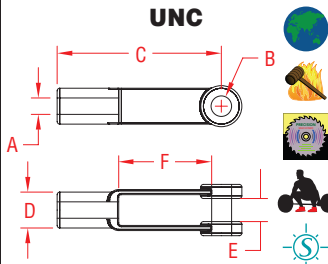
ITEM	SIZE	A	B	C	D	E	F	WLL	WT
								(lb)	(lb)
S0113-U005	3/16"	0.15"	0.19"	1.56"	0.31"	0.19"	0.89"	300	0.04
S0113-U007	1/4"	0.21"	0.25"	2.00"	0.44"	0.29"	1.08"	500	0.08
S0113-U008	5/16"	0.27"	0.31"	2.25"	0.50"	0.33"	1.26"	800	0.16
S0113-U010	3/8"	0.33"	0.38"	2.55"	0.63"	0.42"	1.45"	1,200	0.24
S0113-U013	1/2"	0.45"	0.50"	3.00"	0.81"	0.58"	1.65"	2,200	0.50
S0113-U016	5/8"	0.57"	0.63"	4.94"	1.06"	0.70"	3.37"	3,500	1.14
S0113-U020	3/4"	0.68"	0.75"	6.06"	1.25"	0.79"	4.25"	5,200	2.06

**NOTE:**  
SOLD WITH CLEVIS PINS.  
THIS ITEM IS NOT THREADED. CALL FOR SPECIAL THREADS.

## YOKE END THREADED

316-NM STAINLESS STEEL

UNC



ITEM	A	B	C	D	E	F	WLL	WT
	(thread size)						(lb)	(lb)
S0113-RC05	3/16"	0.19"	1.56"	0.31"	0.19"	0.89"	300	0.04
S0113-RC07	1/4"	0.25"	2.00"	0.44"	0.29"	1.08"	500	0.10
S0113-RC08	5/16"	0.31"	2.25"	0.50"	0.33"	1.26"	800	0.14
S0113-RC10	3/8"	0.38"	2.55"	0.63"	0.42"	1.45"	1,200	0.24
S0113-RC13	1/2"	0.50"	3.00"	0.81"	0.58"	1.65"	2,200	0.50
S0113-RC16	5/8"	0.63"	4.94"	1.06"	0.70"	3.37"	3,500	1.14
S0113-RC20	3/4"	0.75"	6.06"	1.25"	0.79"	4.25"	5,200	2.06

**NOTE:**  
SOLD WITH CLEVIS PINS.  
"UNC" RIGHT HAND THREADED.

LIMITED LIFETIME WARRANTY

SUNCOR STAINLESS®

TEL 508-732-9191 • FAX 508-732-9798 • ORDERS ONLY 800-394-2222

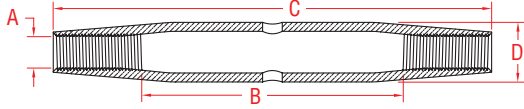


www.suncorstainless.com



# TURNBUCKLE COMPONENTS

TURNBUCKLE COMPONENTS

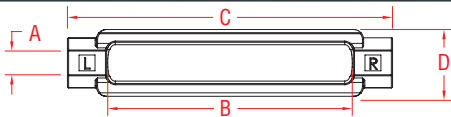
## TURNBUCKLE BODY - CLOSED 316 STAINLESS STEEL



ITEM	A (size)	B (adjustment)	C	D	WLL (lb)	WT (lb)
<b>UNC THREAD</b>						
P0101-BD05	3/16"	3.00"	3.65"	0.39"	300	0.06
P0101-BD07	1/4"	3.50"	4.22"	0.39"	440	0.07
P0101-BD08	5/16"	3.50"	4.42"	0.54"	800	0.14
P0101-BD10	3/8"	3.50"	4.75"	0.67"	1,200	0.19
P0101-BD13	1/2"	4.75"	6.10"	0.79"	2,200	0.28
P0101-BD16	5/8"	5.50"	7.53"	1.08"	2,800	0.68
<b>UNF THREAD</b>						
P0780-BD05	3/16"	3.00"	3.65"	0.39"	300	0.06
P0780-BD07	1/4"	3.50"	4.22"	0.39"	440	0.07
P0780-BD09	5/16"	3.50"	4.42"	0.54"	800	0.14
P0780-BD10	3/8"	3.50"	4.75"	0.67"	1,200	0.19
P0780-BD13	1/2"	4.75"	6.10"	0.79"	2,200	0.28
P0780-BD16	5/8"	5.50"	7.53"	1.08"	2,800	0.68
P0780-BD20	3/4"	7.00"	8.70"	1.32"	3,500	1.02
P0780-BD22	7/8"	12.00"	15.00"	1.47"	5,200	3.25

**NOTE:**  
MULTIPLE CONFIGURATIONS AVAILABLE FOR USE WITH THIS BODY.

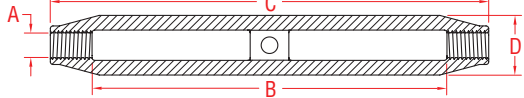

## TURNBUCKLE BODY 316-NM STAINLESS STEEL



ITEM	A (size)	B (adjustment)	C	D	WLL (lb)	WT (lb)
S0106-BD07	1/4"	4.00"	4.75"	0.72"	500	0.15
S0106-BD08	5/16"	4.50"	5.50"	0.82"	800	0.25
S0106-BD10	3/8"	6.00"	7.13"	0.97"	1,200	0.35
S0106-BD13	1/2"	6.00"	7.50"	1.16"	2,200	0.55
S0106-BD16	5/8"	6.00"	7.81"	1.38"	3,500	0.90
S0106-BD20	3/4"	6.00"	8.19"	1.69"	5,200	1.15
S0106-BD25	1"	6.00"	9.00"	2.31"	8,000	2.69
S0106-BD25-1	1"	12.00"	14.81"	2.31"	8,000	4.17
S0106-BD32-1	1-1/4"	12.00"	15.13"	2.62"	12,500	5.90
S0106-BD38-1	1-1/2"	12.00"	15.81"	3.20"	17,000	9.57

**NOTE:**  
MEETS WLL & DIMENSIONS OF ASTM SPECIFICATION F1145-92, TYPE 1.

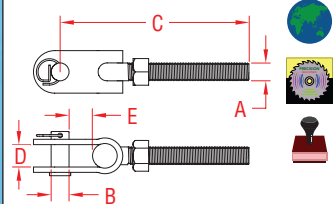
## TURNBUCKLE BODY - OPEN UNC THREAD - 316 STAINLESS STEEL



ITEM	A (size)	B (adjustment)	C	D	WLL (lb)	WT (lb)
P0105-BD05	3/16"	2.50"	3.28"	0.44"	300	0.04
P0105-BD07	1/4"	3.00"	3.98"	0.61"	440	0.10
P0105-BD08	5/16"	4.00"	5.10"	0.70"	800	0.15
P0105-BD10	3/8"	6.00"	7.50"	0.85"	1,200	0.34
P0105-BD13	1/2"	6.00"	7.41"	1.12"	2,200	0.61
P0105-BD16	5/8"	8.00"	9.94"	1.34"	2,800	1.08
P0105-BD20	3/4"	10.00"	12.10"	1.70"	3,500	1.90

**NOTE:**  
MULTIPLE CONFIGURATIONS AVAILABLE FOR USE WITH THIS BODY.

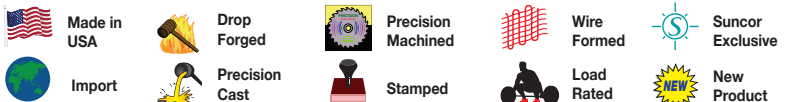
## TURNBUCKLE TOGGLE UNF THREAD 316 STAINLESS STEEL



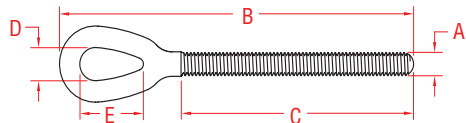
ITEM	A (size)	B	C	D	E	WLL (lb)	WT (lb)
<b>RIGHT HAND, UNF</b>							
P0780-RT05	3/16"	0.19"	3.00"	0.25"	0.58"	240	0.05
P0780-RT07	1/4"	0.23"	3.41"	0.37"	0.45"	550	0.09
P0780-RT09	5/16"	0.31"	3.95"	0.39"	0.61"	860	0.17
P0780-RT10	3/8"	0.37"	4.35"	0.52"	0.75"	1,700	0.27
P0780-RT13	1/2"	0.47"	5.60"	0.59"	0.62"	2,060	0.66
P0780-RT16	5/8"	0.62"	6.65"	0.79"	0.83"	2,800	1.45
<b>LEFT HAND, UNF</b>							
P0780-LT05	3/16"	0.19"	3.00"	0.25"	0.58"	240	0.05
P0780-LT07	1/4"	0.23"	3.41"	0.37"	0.45"	550	0.09
P0780-LT09	5/16"	0.31"	3.95"	0.39"	0.61"	860	0.17
P0780-LT10	3/8"	0.37"	4.35"	0.52"	0.75"	1,700	0.27
P0780-LT13	1/2"	0.47"	5.60"	0.59"	0.62"	2,060	0.66
P0780-LT16	5/8"	0.62"	6.65"	0.79"	0.83"	2,800	1.45

**NOTE:**  
USE WITH "CLOSED" TURNBUCKLE BODY (P0780-BD, ABOVE).

Key:



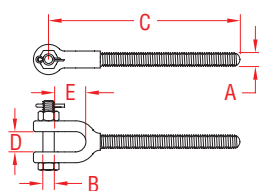
## TURNBUCKLE EYE - FORGED UNC THREAD - 316 STAINLESS STEEL



ITEM	A	B	C	D	E	WLL	WT
	(size)					(lb)	(lb)
<b>RIGHT HAND, UNC</b>							
P0106-RE07	1/4"	4.15"	2.65"	0.34"	0.80"	500	0.07
P0106-RE08	5/16"	4.95"	2.98"	0.44"	0.96"	800	0.13
P0106-RE10	3/8"	6.12"	4.02"	0.54"	1.10"	1,200	0.23
P0106-RE13	1/2"	7.00"	4.16"	0.72"	1.40"	2,200	0.43
P0106-RE16	5/8"	8.00"	4.40"	0.89"	1.74"	3,500	0.75
P0106-RE20	3/4"	8.75"	4.75"	1.00"	2.04"	5,200	1.30
P0106-RE25	1"	10.97"	5.06"	1.34"	3.00"	8,000	3.17
P0106-RE25-1	1"	14.00"	8.05"	1.34"	3.00"	8,000	3.71
P0106-RE32-1	1-1/4"	14.91"	7.95"	1.58"	3.37"	12,500	5.94
<b>LEFT HAND, UNC</b>							
P0106-LE07	1/4"	4.15"	2.65"	0.34"	0.80"	500	0.07
P0106-LE08	5/16"	4.95"	2.98"	0.44"	0.96"	800	0.13
P0106-LE10	3/8"	6.12"	4.02"	0.54"	1.10"	1,200	0.23
P0106-LE13	1/2"	7.00"	4.16"	0.72"	1.40"	2,200	0.43
P0106-LE16	5/8"	8.00"	4.40"	0.89"	1.74"	3,500	0.75
P0106-LE20	3/4"	8.75"	4.75"	1.00"	2.04"	5,200	1.30
P0106-LE25	1"	10.97"	5.06"	1.34"	3.00"	8,000	3.17
P0106-LE25-1	1"	14.00"	8.05"	1.34"	3.00"	8,000	3.71
P0106-LE32-1	1-1/4"	14.91"	7.95"	1.58"	3.37"	12,500	5.94

**NOTE:**  
USE WITH FORGED "OPEN" TURNBUCKLE BODY (S0106-BD, PAGE 24).

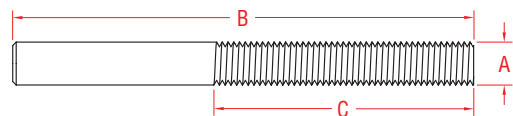
## TURNBUCKLE JAW - FORGED UNC THREAD 316 STAINLESS STEEL



ITEM	A	B	C	D	E	WLL	WT
	(size)					(lb)	(lb)
<b>RIGHT HAND, UNC</b>							
P0106-RJ07	1/4"	0.25"	3.88"	0.44"	0.66"	500	0.11
P0106-RJ08	5/16"	0.25"	4.60"	0.50"	0.85"	800	0.20
P0106-RJ10	3/8"	0.31"	5.31"	0.56"	0.88"	1,200	0.30
P0106-RJ13	1/2"	0.38"	6.04"	0.63"	1.07"	2,200	0.58
P0106-RJ16	5/8"	0.50"	6.87"	0.75"	1.42"	3,500	1.04
P0106-RJ20	3/4"	0.63"	7.56"	1.00"	1.50"	5,200	1.84
P0106-RJ25	1"	0.88"	9.09"	1.25"	2.17"	8,000	4.14
P0106-RJ25-1	1"	0.88"	12.14"	1.25"	2.17"	8,000	4.73
P0106-RJ32-1	1-1/4"	1.11"	13.49"	1.88"	2.90"	12,500	8.41
<b>LEFT HAND, UNC</b>							
P0106-LJ07	1/4"	0.25"	3.88"	0.44"	0.66"	500	0.11
P0106-LJ08	5/16"	0.25"	4.60"	0.50"	0.85"	800	0.20
P0106-LJ10	3/8"	0.31"	5.31"	0.56"	0.88"	1,200	0.30
P0106-LJ13	1/2"	0.38"	6.04"	0.63"	1.07"	2,200	0.58
P0106-LJ16	5/8"	0.50"	6.87"	0.75"	1.42"	3,500	1.04
P0106-LJ20	3/4"	0.63"	7.56"	1.00"	1.50"	5,200	1.84
P0106-LJ25	1"	0.88"	9.09"	1.25"	2.17"	8,000	4.14
P0106-LJ25-1	1"	0.88"	12.14"	1.25"	2.17"	8,000	4.73
P0106-LJ32-1	1-1/4"	1.11"	13.49"	1.88"	2.90"	12,500	8.41

**NOTE:**  
USE WITH FORGED "OPEN" TURNBUCKLE BODY (S0106-BD, PAGE 24).

## TURNBUCKLE STUB - FORGED UNC THREAD - 316 STAINLESS STEEL



ITEM	A	B	C	WLL	WT
	(size)			(lb)	(lb)
<b>RIGHT HAND, UNC</b>					
P0106-RS05	3/16"	2.50"	1.80"	300	0.02
P0106-RS07	1/4"	4.50"	2.50"	500	0.05
P0106-RS08	5/16"	5.25"	3.00"	800	0.10
P0106-RS10	3/8"	6.50"	4.00"	1,200	0.18
P0106-RS13	1/2"	7.00"	4.00"	2,200	0.31
P0106-RS16	5/8"	7.50"	4.32"	3,500	0.58
P0106-RS20	3/4"	8.00"	5.00"	5,200	0.92
P0106-RS25	1"	9.00"	5.00"	8,000	1.84
P0106-RS25-1	1"	12.00"	8.18"	8,000	2.40
<b>LEFT HAND, UNC</b>					
P0106-LS05	3/16"	2.50"	1.80"	300	0.02
P0106-LS07	1/4"	4.50"	2.50"	500	0.05
P0106-LS08	5/16"	5.25"	3.00"	800	0.10
P0106-LS10	3/8"	6.50"	4.00"	1,200	0.18
P0106-LS13	1/2"	7.00"	4.00"	2,200	0.31
P0106-LS16	5/8"	7.50"	4.32"	3,500	0.58
P0106-LS20	3/4"	8.00"	5.00"	5,200	0.92
P0106-LS25	1"	9.00"	5.00"	8,000	1.84
P0106-LS25-1	1"	12.00"	8.18"	8,000	2.40

**NOTE:**  
USE WITH FORGED "OPEN" TURNBUCKLE BODY (S0106-BD, PAGE 24).

**LIMITED LIFETIME  
WARRANTY**

**SUNCOR STAINLESS®**

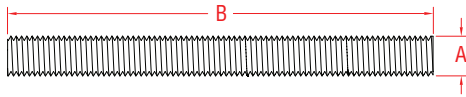

TEL 508-732-9191 • FAX 508-732-9798 • ORDERS ONLY 800-394-2222

www.suncorstainless.com



# TURNBUCKLE COMPONENTS

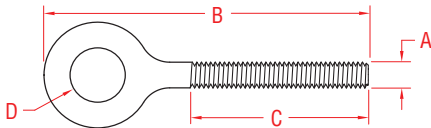
## TURNBUCKLE STUD - THREADED UNC THREAD - 316 STAINLESS STEEL



ITEM	A	B	WLL	WT
	(size)		(lb)	(lb)
<b>RIGHT HAND, UNC</b>				
P0106-RT05	3/16"	2.50"	300	0.02
P0106-RT07	1/4"	4.50"	500	0.05
P0106-RT08	5/16"	5.25"	800	0.09
P0106-RT10	3/8"	6.50"	1,200	0.16
P0106-RT13	1/2"	7.00"	2,200	0.31
P0106-RT16	5/8"	7.50"	3,500	0.53
P0106-RT20	3/4"	8.00"	5,200	0.83
P0106-RT25	1"	9.00"	8,000	1.69
<b>LEFT HAND, UNC</b>				
P0106-LT05	3/16"	2.50"	300	0.02
P0106-LT07	1/4"	4.50"	500	0.05
P0106-LT08	5/16"	5.25"	800	0.09
P0106-LT10	3/8"	6.50"	1,200	0.16
P0106-LT13	1/2"	7.00"	2,200	0.31
P0106-LT16	5/8"	7.50"	3,500	0.53
P0106-LT20	3/4"	8.00"	5,200	0.83
P0106-LT25	1"	9.00"	8,000	1.69

**NOTE:**  
USE WITH FORGED "OPEN" TURNBUCKLE BODY (S0106-BD, PAGE 24).

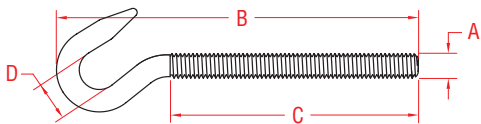
## TURNBUCKLE EYE UNC THREAD - 316 STAINLESS STEEL



ITEM	A	B	C	D	WLL	WT
	(size)				(lb)	(lb)
<b>RIGHT HAND, UNC</b>						
P0154-RE05	3/16"	2.75"	1.73"	0.38"	300	0.02
P0154-RE07	1/4"	3.15"	2.06"	0.44"	440	0.04
P0154-RE08	5/16"	3.76"	2.53"	0.52"	800	0.08
P0154-RE10	3/8"	5.48"	3.78"	0.67"	1,200	0.18
P0154-RE13	1/2"	5.87"	3.79"	0.78"	2,200	0.35
P0154-RE16	5/8"	7.84"	5.35"	0.87"	2,800	0.73
P0154-RE20	3/4"	9.16"	6.28"	1.15"	3,500	1.30
<b>LEFT HAND, UNC</b>						
P0154-LE05	3/16"	2.75"	1.73"	0.38"	300	0.02
P0154-LE07	1/4"	3.15"	2.06"	0.44"	440	0.04
P0154-LE08	5/16"	3.76"	2.53"	0.52"	800	0.08
P0154-LE10	3/8"	5.48"	3.78"	0.67"	1,200	0.18
P0154-LE13	1/2"	5.87"	3.79"	0.78"	2,200	0.35
P0154-LE16	5/8"	7.84"	5.35"	0.87"	2,800	0.73
P0154-LE20	3/4"	9.16"	6.28"	1.15"	3,500	1.30

**NOTE:**  
USE WITH "OPEN" TURNBUCKLE BODY (P0105-BD, PAGE 24).

## TURNBUCKLE HOOK UNC THREAD - 316 STAINLESS STEEL



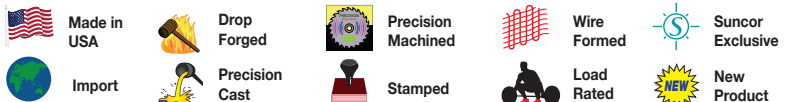
ITEM	A	B	C	D	WLL	WT
	(size)				(lb)	(lb)
<b>RIGHT HAND, UNC</b>						
P0154-RH05	3/16"	2.70"	1.78"	0.30"	100	0.02
P0154-RH07	1/4"	3.18"	2.05"	0.38"	200	0.04
P0154-RH08	5/16"	3.97"	2.52"	0.45"	400	0.08
P0154-RH10	3/8"	5.41"	3.71"	0.52"	700	0.16
P0154-RH13	1/2"	5.80"	3.65"	0.56"	1,000	0.33
P0154-RH16	5/8"	8.00"	5.45"	0.75"	1,500	0.66
P0154-RH20	3/4"	8.88"	5.92"	0.97"	2,000	1.12
<b>LEFT HAND, UNC</b>						
P0154-LH05	3/16"	2.70"	1.78"	0.30"	100	0.02
P0154-LH07	1/4"	3.18"	2.05"	0.38"	200	0.04
P0154-LH08	5/16"	3.97"	2.52"	0.45"	400	0.08
P0154-LH10	3/8"	5.41"	3.71"	0.52"	700	0.16
P0154-LH13	1/2"	5.80"	3.65"	0.56"	1,000	0.33
P0154-LH16	5/8"	8.00"	5.45"	0.75"	1,500	0.66
P0154-LH20	3/4"	8.88"	5.92"	0.97"	2,000	1.12

**NOTE:**  
USE WITH "OPEN" TURNBUCKLE BODY (P0105-BD, PAGE 24).



ORDERS ONLY: 800-394-2222  
(USA+CANADA)

Key:

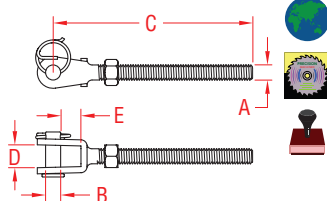


All logos, icons, images, measurements and descriptions are the sole property of Suncor Stainless, Inc.  
© 2020 Suncor Stainless, Inc.

## TURNBUCKLE JAW



**UNC THREAD  
316 STAINLESS STEEL**



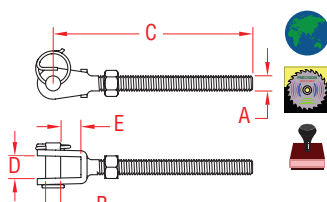
ITEM	A	B	C	D	E	WLL	WT
	(size)					(lb)	(lb)
<b>RIGHT HAND, UNC</b>							
P0101-RJ05	3/16"	0.19"	2.33"	0.37"	0.35"	300	0.04
P0101-RJ07	1/4"	0.23"	2.87"	0.41"	0.38"	440	0.06
P0101-RJ08	5/16"	0.30"	3.53"	0.42"	0.38"	800	0.11
P0101-RJ10	3/8"	0.38"	4.04"	0.54"	0.48"	1,200	0.21
P0101-RJ13	1/2"	0.46"	4.80"	0.71"	0.76"	2,200	0.38
P0101-RJ16	5/8"	0.62"	6.00"	0.73"	0.86"	2,800	0.95
<b>LEFT HAND, UNC</b>							
P0101-LJ05	3/16"	0.19"	2.33"	0.37"	0.35"	300	0.04
P0101-LJ07	1/4"	0.23"	2.87"	0.41"	0.38"	440	0.06
P0101-LJ08	5/16"	0.30"	3.53"	0.42"	0.38"	800	0.11
P0101-LJ10	3/8"	0.38"	4.04"	0.54"	0.48"	1,200	0.21
P0101-LJ13	1/2"	0.46"	4.80"	0.71"	0.76"	2,200	0.38
P0101-LJ16	5/8"	0.62"	6.00"	0.73"	0.86"	2,800	0.95

**NOTE:**  
USE WITH "CLOSED" TURNBUCKLE BODY (P0101-BD, PAGE 24).

## TURNBUCKLE JAW



**UNC THREAD  
316 STAINLESS STEEL**



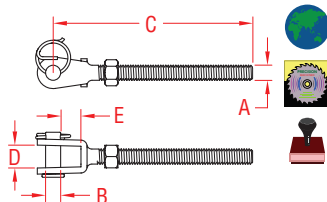
ITEM	A	B	C	D	E	WLL	WT
	(size)					(lb)	(lb)
<b>RIGHT HAND, UNC</b>							
P0105-RJ05	3/16"	0.19"	2.33"	0.37"	0.35"	300	0.04
P0105-RJ07	1/4"	0.23"	2.87"	0.41"	0.38"	440	0.06
P0105-RJ08	5/16"	0.30"	3.53"	0.42"	0.38"	800	0.11
P0105-RJ10	3/8"	0.38"	4.98"	0.54"	0.48"	1,200	0.23
P0105-RJ13	1/2"	0.46"	5.58"	0.71"	0.76"	2,200	0.41
P0105-RJ16	5/8"	0.62"	7.35"	0.73"	0.86"	2,800	0.96
P0105-RJ20	3/4"	0.75"	9.04"	0.86"	1.15"	3,500	1.56
<b>LEFT HAND, UNC</b>							
P0105-LJ05	3/16"	0.19"	2.33"	0.37"	0.35"	300	0.04
P0105-LJ07	1/4"	0.23"	2.87"	0.41"	0.38"	440	0.06
P0105-LJ08	5/16"	0.30"	3.53"	0.42"	0.38"	800	0.11
P0105-LJ10	3/8"	0.38"	4.98"	0.54"	0.48"	1,200	0.23
P0105-LJ13	1/2"	0.46"	5.58"	0.71"	0.76"	2,200	0.41
P0105-LJ16	5/8"	0.62"	7.35"	0.73"	0.86"	2,800	0.96
P0105-LJ20	3/4"	0.75"	9.04"	0.86"	1.15"	3,500	1.56

**NOTE:**  
USE WITH "OPEN" TURNBUCKLE BODY (P0105-BD, PAGE 24).

## TURNBUCKLE JAW




**UNF THREAD  
316 STAINLESS STEEL**



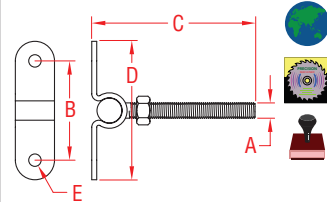
ITEM	A	B	C	D	E	WLL	WT
	(size)					(lb)	(lb)
<b>RIGHT HAND, UNF</b>							
P0780-RJ05	3/16"	0.19"	2.39"	0.34"	0.36"	300	0.04
P0780-RJ07	1/4"	0.23"	3.19"	0.38"	0.40"	440	0.07
P0780-RJ09	5/16"	0.31"	3.35"	0.42"	0.38"	800	0.11
P0780-RJ10	3/8"	0.37"	3.70"	0.47"	0.51"	1,200	0.19
P0780-RJ13	1/2"	0.47"	4.71"	0.61"	0.74"	2,200	0.39
P0780-RJ16	5/8"	0.62"	6.02"	0.68"	1.00"	2,800	0.86
<b>LEFT HAND, UNF</b>							
P0780-LJ05	3/16"	0.19"	2.39"	0.34"	0.36"	300	0.04
P0780-LJ07	1/4"	0.23"	3.19"	0.38"	0.40"	440	0.07
P0780-LJ09	5/16"	0.31"	3.35"	0.42"	0.38"	800	0.11
P0780-LJ10	3/8"	0.37"	3.70"	0.47"	0.51"	1,200	0.19
P0780-LJ13	1/2"	0.47"	4.71"	0.61"	0.74"	2,200	0.39
P0780-LJ16	5/8"	0.62"	6.02"	0.68"	1.00"	2,800	0.86

**NOTE:**  
USE WITH "CLOSED" TURNBUCKLE BODY (P0780-BD, PAGE 24).

## TURNBUCKLE WALL TOGGLE



**UNF THREAD  
316 STAINLESS STEEL**



ITEM	A	B	C	D	E	WT
	(size)					(lb)
<b>RIGHT HAND, UNF</b>						
P0770-WT07	1/4"	1.62"	2.98"	2.16"	0.24"	0.09
P0770-WT09	5/16"	2.00"	3.29"	2.80"	0.31"	0.16
P0770-WT10	3/8"	2.22"	3.61"	3.10"	0.39"	0.23
<b>LEFT HAND, UNF</b>						
P0776-WT07	1/4"	1.62"	2.98"	2.16"	0.24"	0.09
P0776-WT09	5/16"	2.00"	3.29"	2.80"	0.31"	0.16
P0776-WT10	3/8"	2.22"	3.61"	3.10"	0.39"	0.23

**NOTE:**  
USE WITH "CLOSED" TURNBUCKLE BODY (P0780-BD, PAGE 24).  
REFERENCE "FASTENER MATCHING CHART" (PAGE 164) FOR COMPATIBLE FASTENERS.

**LIMITED LIFETIME  
WARRANTY**

**SUNCOR STAINLESS®**

TEL 508-732-9191 • FAX 508-732-9798 • ORDERS ONLY 800-394-2222

www.suncorstainless.com



SUNCOR STAINLESS, INC.

# SWAGE TERMINALS

Mil. Spec  
Machine Swage  
Hand Swage



# MIL. SPEC

We have now joined the elite rankings of companies in the U.S. Government's Quality Manufacturer's List (QML). After extensive technology investments, manufacturing and testing, we have met the government's quality and testing requirements for aircraft control cable terminals and assemblies. We are now listed in QML-6117 and QPL-781 for these specific components.



**Mil. Spec Products  
Manufactured at  
our Plymouth, MA Facility.**



**The U.S. Government has approved Suncor Stainless for the manufacturing of aircraft control cable terminals and assemblies per MIL-DTL-781. These qualifications have been sought to expand our current offerings to the highest quality rated products. In addition to meeting these Mil. Spec requirements, we have risen Suncor's already high standard of quality.**

## QUALITY PRODUCTS & SERVICE

The qualifying process started in February 2010, when representatives from the Defense Supply Center, Standardization Program Branch, Aviation Division visited Suncor Stainless to inspect the manufacturing and quality processes for over 40 corrosion resistant steel swage terminals. Under the supervision of the government inspectors, each part was measured and tested to meet the requirements of MIL-DTL-6117 and MIL-DTL-781.

## MIL. SPEC PRODUCTS

These qualified stainless steel swage components that are now listed in QPL-781 are left hand and right hand thread Swage Studs (MS21259), Swage Eyes (MS20668), Swage Forks (MS20667), Double Shank Balls (MS20663C) and Single Shank Balls (MS20664C), with sizes ranging from 1/16" to 3/8".



### Precision Manufacturing

Suncor has moved aggressively into the domestic manufacturing of Mil. Spec hardware using the new Citizen Swiss Style Screw Machine and the Euro Tech High Speed CNC Lathe.



### Cable Assemblies

Per MIL-DTL-6117, we have the ability to produce quality stainless steel aircraft control cable assemblies.



### Product Testing

We have expanded our wire rope shop to incorporate a large test bed to allow for the testing of long wire rope assemblies per MIL-DTL-6117.

**LIMITED LIFETIME  
WARRANTY**

 **SUNCOR STAINLESS®**

**TEL 508-732-9191 • FAX 508-732-9798 • ORDERS ONLY 800-394-2222**

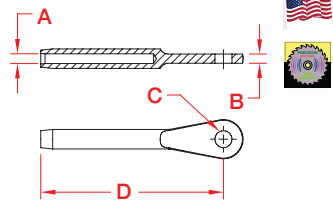
[www.suncorstainless.com](http://www.suncorstainless.com)



## MIL. SPEC SWAGE EYE



**STAINLESS STEEL**



ITEM	A	B	C	D	BEFORE	AFTER	WT
	(wire)				(swage)	(swage)	(lb)
MS20668-2	1/16"	0.09"	0.19"	1.63"	0.160"	0.138"	0.01
MS20668-3	3/32"	0.10"	0.19"	2.04"	0.218"	0.190"	0.02
MS20668-4	1/8"	0.19"	0.19"	2.34"	0.250"	0.219"	0.03
MS20668-5	5/32"	0.20"	0.25"	2.68"	0.297"	0.250"	0.05
MS20668-6	3/16"	0.26"	0.31"	3.02"	0.359"	0.313"	0.09
MS20668-8	1/4"	0.31"	0.38"	3.76"	0.494"	0.438"	0.19
MS20668-10	5/16"	0.34"	0.44"	4.55"	0.635"	0.563"	0.37
MS20668-12	3/8"	0.38"	0.50"	5.56"	0.703"	0.625"	0.58

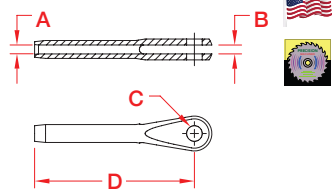
**NOTE: THESE FITTINGS MEET MIL SPEC #MS20668 AND HAVE MET ALL QUALITY AND TESTING REQUIREMENTS PER MIL-DTL-781 AND ARE APPROVED FOR LISTING IN QPL-781. MACHINE SWAGE ONLY.**

**MIL.SPEC**

## MIL. SPEC SWAGE FORK



**STAINLESS STEEL**



ITEM	A	B	C	D	BEFORE	AFTER	WT
	(wire)				(swage)	(swage)	(lb)
MS20667-2	1/16"	0.09"	0.19"	1.57"	0.160"	0.138"	0.01
MS20667-3	3/32"	0.11"	0.19"	1.95"	0.218"	0.190"	0.02
MS20667-4	1/8"	0.20"	0.19"	2.35"	0.250"	0.219"	0.03
MS20667-5	5/32"	0.20"	0.25"	2.67"	0.297"	0.250"	0.04
MS20667-6	3/16"	0.26"	0.31"	3.07"	0.359"	0.313"	0.09
MS20667-8	1/4"	0.31"	0.38"	3.81"	0.494"	0.438"	0.21
MS20667-10	5/16"	0.35"	0.44"	4.44"	0.635"	0.563"	0.40
MS20667-12	3/8"	0.38"	0.50"	5.33"	0.703"	0.625"	0.58

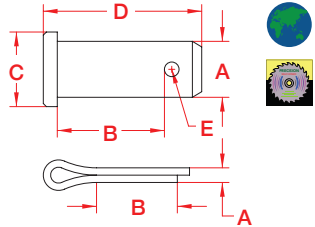
**NOTE: THESE FITTINGS MEET MIL SPEC #MS20667 AND HAVE MET ALL QUALITY AND TESTING REQUIREMENTS PER MIL-DTL-781 AND ARE APPROVED FOR LISTING IN QPL-781. MACHINE SWAGE ONLY.**

**MIL.SPEC**

## CLEVIS PIN



**304 STAINLESS STEEL**



ITEM	A	B	C	D	E	WT
	(size)					(lb)
<b>CLEVIS PIN</b>						
P0116-RP0508	3/16"	0.31"	0.31"	0.50"	0.081"	0.004
P0116-RP0510	3/16"	0.41"	0.31"	0.59"	0.081"	0.005
P0116-RP0610	1/4"	0.41"	0.38"	0.59"	0.089"	0.009
P0116-RP0813	5/16"	0.56"	0.44"	0.78"	0.098"	0.017
P0116-RP1022	3/8"	0.81"	0.50"	1.06"	0.098"	0.033
P0116-RP1222	7/16"	0.88"	0.63"	1.19"	0.141"	0.040
P0116-RP1325	1/2"	1.00"	0.69"	1.34"	0.141"	0.050

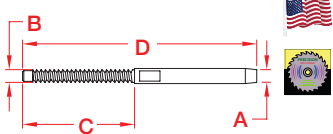
**COTTER PIN, 18-8 STAINLESS STEEL**

P0116-CT01	1/16"	0.75"	(For use w/ Clevis Pins: -RP0508, -RP0510 & -RP0610)			
P0116-CT07	3/32"	0.75"	(For use w/ Clevis Pins: -RP0813 & -RP1022)			
P0116-CT13	1/8"	1.25"	(For use w/ Clevis Pins: -RP1222 & -RP1325)			

## MIL. SPEC SWAGE STUD



**UNF THREAD  
STAINLESS STEEL**



ITEM	A	B	C	D	E	WT
	(wire)	(thread)			(wrench flat)	(lb)
<b>RIGHT HAND, UNF</b>						
MS21259-2RH	1/16"	0.14"	1.05"	2.47"	0.16"	0.01
MS21259-3RH	3/32"	0.19"	1.20"	2.88"	0.19"	0.02
MS21259-4RH	1/8"	0.25"	1.38"	3.33"	0.25"	0.04
MS21259-5RH	5/32"	0.25"	1.38"	3.63"	0.25"	0.05
MS21259-6RH	3/16"	0.31"	1.45"	4.00"	0.31"	0.08
MS21259-8RH	1/4"	0.38"	1.75"	4.94"	0.44"	0.17
MS21259-10RH	5/16"	0.50"	2.00"	5.84"	0.63"	0.38
MS21259-12RH	3/8"	0.56"	2.25"	6.66"	0.69"	0.50

**LEFT HAND, UNF**

MS21259-2LH	1/16"	0.14"	1.05"	2.47"	0.16"	0.01
MS21259-3LH	3/32"	0.19"	1.20"	2.88"	0.19"	0.02
MS21259-4LH	1/8"	0.25"	1.38"	3.33"	0.25"	0.04
MS21259-5LH	5/32"	0.25"	1.38"	3.63"	0.25"	0.05
MS21259-6LH	3/16"	0.31"	1.45"	4.00"	0.31"	0.08
MS21259-8LH	1/4"	0.38"	1.75"	4.94"	0.44"	0.17
MS21259-10LH	5/16"	0.50"	2.00"	5.84"	0.63"	0.38
MS21259-12LH	3/8"	0.56"	2.25"	6.66"	0.69"	0.50

**NOTE:**

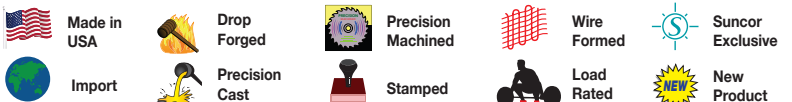
**THESE FITTINGS MEET MIL SPEC #MS21259 AND HAVE MET ALL QUALITY AND TESTING REQUIREMENTS PER MIL-DTL-781 AND ARE APPROVED FOR LISTING IN QPL-781. ALL THREADS ARE "UNF". MACHINE SWAGE ONLY.**

**MIL.SPEC**



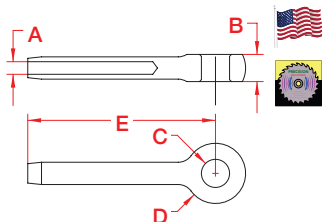
ORDERS ONLY: 800-394-2222 (USA+CANADA)

Key:



**MIL. SPEC SPECIAL EYE**

**STAINLESS STEEL**



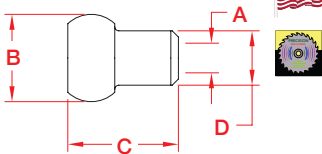
ITEM	A	B	C	D	E	WT
	(wire)					(lb)
RA-3266-6	3/16"	0.44"	0.45"	0.97"	3.02"	0.12

**NOTE:**  
THIS FITTING HAS MET ALL QUALITY AND TESTING REQUIREMENTS PER MIL-DTL-781 AND ARE APPROVED FOR LISTING IN QPL-781. MACHINE SWAGE ONLY.

**MIL.SPEC**

**MIL. SPEC SINGLE SHANK BALL**

**STAINLESS STEEL**



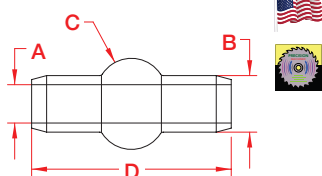
ITEM	A	B BEFORE	B AFTER	C	D BEFORE	D AFTER	WT
	(wire)	(swage)	(swage)		(swage)	(swage)	(lb)
MS20664C2	1/16"	0.212"	0.190"	0.27"	0.132"	0.112"	0.01
MS20664C3	3/32"	0.282"	0.253"	0.38"	0.168"	0.143"	0.01
MS20664C4	1/8"	0.350"	0.315"	0.50"	0.223"	0.190"	0.01
MS20664C5	5/32"	0.424"	0.379"	0.62"	0.259"	0.222"	0.01
MS20664C6	3/16"	0.492"	0.442"	0.73"	0.298"	0.255"	0.01
MS20664C7	7/32"	0.560"	0.505"	0.85"	0.352"	0.302"	0.02
MS20664C8	1/4"	0.629"	0.567"	0.96"	0.406"	0.348"	0.02
MS20664C10	5/16"	0.768"	0.694"	1.19"	0.480"	0.413"	0.06

**NOTE:** THESE FITTINGS MEET MIL SPEC #MS20664 AND HAVE MET ALL QUALITY AND TESTING REQUIREMENTS PER MIL-DTL-781 AND ARE APPROVED FOR LISTING IN QPL-781. MACHINE SWAGE ONLY.

**MIL.SPEC**

**MIL. SPEC DOUBLE SHANK BALL**

**STAINLESS STEEL**



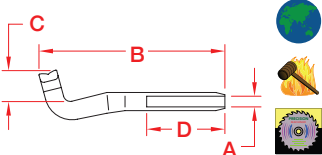
ITEM	A	B BEFORE	B AFTER	C BEFORE	C AFTER	D	WT
	(wire)	(swage)	(swage)	(swage)	(swage)		(lb)
MS20663C2	1/16"	0.127"	0.112"	0.207"	0.190"	0.36"	0.001
MS20663C3	3/32"	0.163"	0.143"	0.277"	0.253"	0.53"	0.003
MS20663C4	1/8"	0.218"	0.190"	0.345"	0.315"	0.69"	0.01
MS20663C5	5/32"	0.254"	0.222"	0.419"	0.379"	0.85"	0.01
MS20663C6	3/16"	0.293"	0.255"	0.487"	0.442"	1.01"	0.02
MS20663C7	7/32"	0.347"	0.302"	0.555"	0.505"	1.18"	0.03
MS20663C8	1/4"	0.401"	0.348"	0.624"	0.567"	1.34"	0.04
MS20663C10	5/16"	0.475"	0.413"	0.763"	0.694"	1.66"	0.07

**NOTE:** THESE FITTINGS MEET MIL SPEC #MS20663 AND HAVE MET ALL QUALITY AND TESTING REQUIREMENTS PER MIL-DTL-781.

**MIL.SPEC**

**SWAGE "T" TERMINAL**

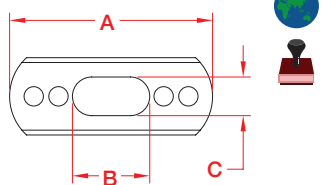
**316 STAINLESS STEEL**



ITEM	A	B	C	D	BEFORE	AFTER	WT
	(wire)				(swage)	(swage)	(lb)
S0742-0002	3/32"	2.76"	0.51"	1.26"	0.218"	0.190"	0.05
S0742-0003	1/8"	3.03"	0.51"	1.53"	0.250"	0.219"	0.07
S0742-0004	5/32"	3.74"	0.51"	1.77"	0.297"	0.250"	0.09
S0742-0005	3/16"	3.98"	0.59"	2.05"	0.359"	0.313"	0.12
S0742-0006	7/32"	5.12"	0.79"	2.28"	0.427"	0.375"	0.30
S0742-0007	1/4"	5.12"	0.79"	2.52"	0.494"	0.438"	0.30
S0742-0008	9/32"	5.35"	0.79"	2.79"	0.563"	0.500"	0.40
S0742-0009	5/16"	6.61"	0.91"	3.03"	0.635"	0.563"	0.66
S0742-0010	3/8"	7.58"	0.95"	3.80"	0.708"	0.628"	0.79

**"T" - PLATE**

**316 STAINLESS STEEL**



ITEM	FITS SIZE	A	B	C	WT
					(lb)
S0743-0003	3/32" - 1/8"	1.97"	0.51"	0.28"	0.02
S0743-0005	5/32" - 3/16"	3.47"	1.04"	0.38"	0.08
S0743-0007	7/32" - 1/4" - 9/32"	4.84"	1.36"	0.61"	0.21
S0743-0010	5/16" - 3/8"	5.94"	1.61"	0.75"	0.50

**NOTE:**  
REFERENCE "FASTENER MATCHING CHART" (PAGE 164) FOR COMPATIBLE FASTENERS.

**LIMITED LIFETIME WARRANTY**

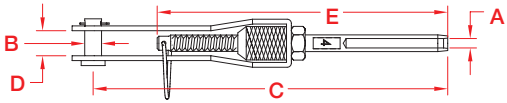
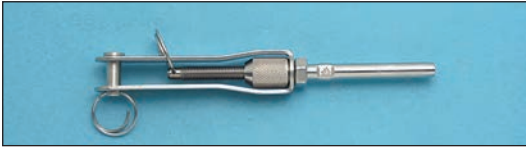
**SUNCOR STAINLESS®**

TEL 508-732-9191 • FAX 508-732-9798 • ORDERS ONLY 800-394-2222

www.suncorstainless.com



## LIFELINE ADJUSTER 316 STAINLESS STEEL

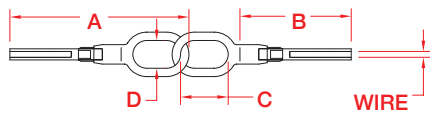


ITEM	A	B	C	D	E	WT
	(size)					(lb)
S0745-0003	1/8"	0.24"	5.25"	0.42"	4.35"	0.16
S0745-0004	5/32"	0.24"	5.67"	0.42"	4.70"	0.18
S0745-0005	3/16"	0.24"	5.89"	0.42"	4.97"	0.20

**NOTE:**  
TENSIONER DESIGNED FOR, BUT NOT LIMITED TO, LIFELINE APPLICATIONS. MACHINE SWAGE ONLY.

HAND SWAGE VERSION OF THIS ITEM AVAILABLE ON PAGE 40.

## GATE TERMINALS 316 STAINLESS STEEL



ITEM	SIZE	WIRE	A	B	C	D	WT
							(lb)

**GATE EYE**

S0744-0003	1/8"	1/8"	4.07"	2.36"	1.05"	0.59"	0.09
S0744-0004	5/32"	5/32"	4.41"	2.70"	1.05"	0.59"	0.10
S0744-0005	3/16"	3/16"	4.71"	3.00"	1.05"	0.59"	0.12

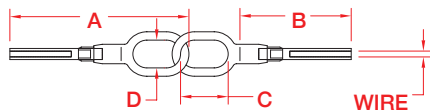

**JOINED GATE EYES**

S0746-0003	1/8"	1/8"	4.07"	2.36"	1.05"	0.59"	0.15
S0746-0004	5/32"	5/32"	4.41"	2.70"	1.05"	0.59"	0.16
S0746-0005	3/16"	3/16"	4.71"	3.00"	1.05"	0.59"	0.19

**NOTE:**  
PRECISION CAST, THEN WELDED. MACHINE SWAGE ONLY.

HAND SWAGE VERSION OF THIS ITEM AVAILABLE ON PAGE 41.

## SWIVEL GATE TERMINALS 316 STAINLESS STEEL



ITEM	SIZE	WIRE	A	B	C	D	WT
							(lb)

**SWIVEL GATE EYE**

S0718-0003	1/8"	1/8"	3.77"	2.34"	0.84"	0.59"	0.07
S0718-0004	5/32"	5/32"	4.12"	2.68"	0.84"	0.59"	0.08
S0718-0005	3/16"	3/16"	4.41"	2.97"	0.84"	0.59"	0.10

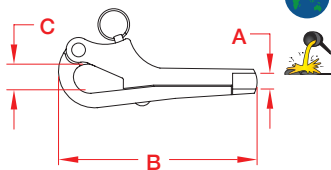
**JOINED SWIVEL GATE EYES**

S0719-0003	1/8"	1/8"	3.77"	2.34"	0.84"	0.59"	0.15
S0719-0004	5/32"	5/32"	4.12"	2.68"	0.84"	0.59"	0.16
S0719-0005	3/16"	3/16"	4.41"	2.97"	0.84"	0.59"	0.19

**NOTE:**  
PRECISION CAST, THEN WELDED. MACHINE SWAGE ONLY.

HAND SWAGE VERSION OF THIS ITEM AVAILABLE ON PAGE 41.

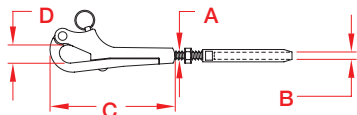
## PELICAN HOOK 316 STAINLESS STEEL



ITEM	A	B	C	WT
	(thread)			(lb)
S0162-0007	1/4"	2.96"	0.50"	0.16
S0162-0008	5/16"	3.87"	0.64"	0.28
S0162-0013	1/2"	6.00"	1.00"	0.92

**NOTE:**  
ALL THREADS ARE RIGHT HAND "UNF". OTHER COMBINATIONS ARE AVAILABLE. PLEASE CALL WITH YOUR SPECIFICATIONS. PELICAN HOOK WITH SLIDE IS ITEM #S0180 IN HOOKS ON PAGE 67.

## PELICAN HOOK W/ SWAGE STUD 316 STAINLESS STEEL



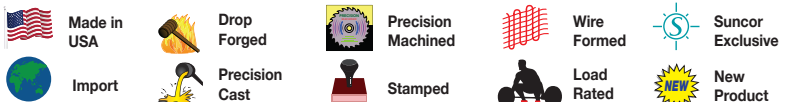
ITEM	A	B	C	D	WT
	(thread)	(wire)			(lb)
S0162-A007	1/4"	1/8"	2.96"	0.50"	0.20
S0162-A008	5/16"	3/16"	3.87"	0.64"	0.37
S0162-A013	1/2"	1/4"	6.00"	1.00"	1.19

**NOTE:**  
ALL THREADS ARE RIGHT HAND "UNF". S0731-SERIES SWAGE STUDS ARE USED FOR THIS ASSEMBLY. INFORMATION REGARDING THE S0731-SERIES CAN BE FOUND ON PAGE 34. MACHINE SWAGE ONLY.

HAND SWAGE VERSION OF THIS ITEM AVAILABLE ON PAGE 40.

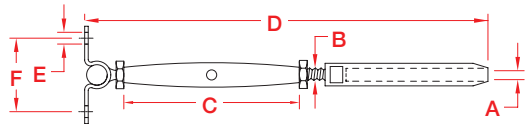


Key:



ORDERS ONLY: 800-394-2222 (USA+CANADA)

## TURNBUCKLE WALL MOUNT & SWAGE 316 STAINLESS STEEL

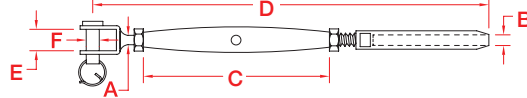


ITEM	A	B	C	D	E	F	WT
	(size)						(lb)
S0784-0703	1/8"	1/4"	4.20"	7.25"	0.25"	1.58"	0.25
S0784-0704	5/32"	1/4"	4.20"	7.50"	0.25"	1.58"	0.28
S0784-0705	3/16"	1/4"	4.20"	8.00"	0.25"	1.58"	0.32

**NOTE:**  
THREADS ARE "UNF". MACHINE SWAGE ONLY.  
TURNBUCKLES WITH QUICK ATTACH™ FITTINGS ARE SHOWN ON PAGE 47.  
HAND SWAGE VERSION OF THIS ITEM AVAILABLE ON PAGE 39.

REFERENCE "FASTENER MATCHING CHART"  
(PAGE 164) FOR COMPATIBLE FASTENERS.

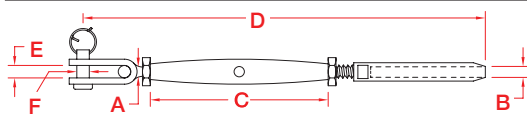
## TURNBUCKLE JAW & SWAGE 316 STAINLESS STEEL



ITEM	A	B	C	D	E	F	WT
	(size)	(wire)					(lb)
S0781-0703	1/4"	1/8"	4.20"	7.50"	0.38"	0.22"	0.19
S0781-0704	1/4"	5/32"	4.20"	7.75"	0.38"	0.22"	0.21
S0781-0705	1/4"	3/16"	4.25"	8.25"	0.38"	0.22"	0.23
S0781-0904	5/16"	5/32"	4.32"	8.19"	0.40"	0.30"	0.35
S0781-0905	5/16"	3/16"	4.32"	8.56"	0.40"	0.30"	0.37
S0781-1005	3/8"	3/16"	4.90"	9.25"	0.46"	0.37"	0.53
S0781-1007	3/8"	1/4"	4.90"	10.00"	0.46"	0.37"	0.60
S0781-1307	1/2"	1/4"	5.87"	11.87"	0.59"	0.46"	1.09
S0781-1309	1/2"	5/16"	5.87"	12.62"	0.59"	0.46"	1.21
S0781-1610	5/8"	3/8"	7.48"	15.00"	0.70"	0.55"	2.50
S0781-2013	3/4"	1/2"	8.66"	17.40"	0.94"	0.75"	4.20

**NOTE: OTHER CONFIGURATIONS ARE AVAILABLE.**  
THREADS ARE "UNF". MACHINE SWAGE ONLY.

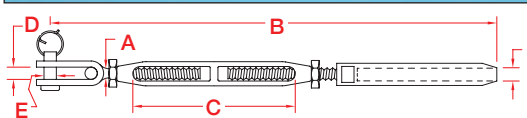
## TURNBUCKLE TOGGLE & SWAGE 316 STAINLESS STEEL



ITEM	A	B	C	D	E	F	WT
	(size)	(wire)					(lb)
S0782-0501	3/16"	1/16"	3.56"	6.62"	0.26"	0.19"	0.14
S0782-0502	3/16"	3/32"	3.56"	6.87"	0.26"	0.19"	0.14
S0782-0702	1/4"	3/32"	4.20"	7.62"	0.35"	0.23"	0.22
S0782-0703	1/4"	1/8"	4.20"	7.87"	0.35"	0.23"	0.25
S0782-0704	1/4"	5/32"	4.20"	8.12"	0.35"	0.23"	0.27
S0782-0705	1/4"	3/16"	4.20"	8.64"	0.35"	0.23"	0.29
S0782-0904	5/16"	5/32"	4.32"	8.56"	0.40"	0.31"	0.40
S0782-0905	5/16"	3/16"	4.32"	9.00"	0.40"	0.31"	0.43
S0782-1005	3/8"	3/16"	4.90"	9.75"	0.56"	0.37"	0.64
S0782-1007	3/8"	1/4"	4.90"	10.44"	0.56"	0.37"	0.69
S0782-1307	1/2"	1/4"	5.87"	12.25"	0.63"	0.47"	1.32
S0782-1309	1/2"	5/16"	5.87"	13.00"	0.63"	0.47"	1.50
S0782-1610	5/8"	3/8"	7.50"	17.00"	0.80"	0.62"	2.69

**NOTE: OTHER CONFIGURATIONS ARE AVAILABLE. BODIES ONLY**  
ON PAGE 24. THREADS ARE "UNF". MACHINE SWAGE ONLY.

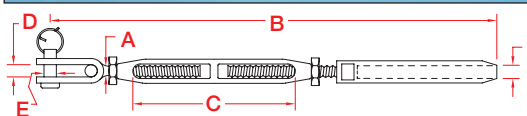
## TURNBUCKLE TOGGLE & SWAGE CHROMED BRONZE BODY & STAINLESS ENDS



ITEM	A	B	C	D	E	F	WT
	(size)		(adjustment)			(wire)	(lb)
S0786-0703	1/4"	8.37"	3.50"	0.35"	0.23"	1/8"	0.27
S0786-0704	1/4"	8.81"	3.50"	0.35"	0.23"	5/32"	0.28
S0786-0705	1/4"	8.87"	3.50"	0.35"	0.23"	3/16"	0.32
S0786-0904	5/16"	9.25"	3.80"	0.40"	0.31"	5/32"	0.42
S0786-0905	5/16"	9.62"	3.80"	0.40"	0.31"	3/16"	0.44
S0786-1005	3/8"	11.50"	4.40"	0.56"	0.37"	3/16"	0.77
S0786-1006	3/8"	11.50"	4.40"	0.56"	0.37"	7/32"	0.79
S0786-1007	3/8"	11.50"	4.40"	0.56"	0.37"	1/4"	0.81
S0786-1307	1/2"	13.00"	4.62"	0.63"	0.47"	1/4"	1.48
S0786-1308	1/2"	13.25"	4.62"	0.63"	0.47"	9/32"	1.50
S0786-1309	1/2"	13.75"	4.62"	0.63"	0.47"	5/16"	1.50
S0786-1610	5/8"	17.31"	6.06"	0.79"	0.62"	3/8"	3.14

**NOTE: THREADS ARE "UNF". MACHINE SWAGE ONLY.**  
HAND SWAGE VERSION OF THIS ITEM AVAILABLE ON PAGE 39.

## TURNBUCKLE TOGGLE & SWAGE BRONZE BODY & STAINLESS ENDS



ITEM	A	B	C	D	E	F	WT
	(size)		(adjustment)			(wire)	(lb)
S0789-0703	1/4"	8.37"	3.50"	0.35"	0.23"	1/8"	0.27
S0789-0704	1/4"	8.81"	3.50"	0.35"	0.23"	5/32"	0.28
S0789-0705	1/4"	8.87"	3.50"	0.35"	0.23"	3/16"	0.32
S0789-0904	5/16"	9.25"	3.80"	0.40"	0.31"	5/32"	0.42
S0789-0905	5/16"	9.62"	3.80"	0.40"	0.31"	3/16"	0.44
S0789-1005	3/8"	11.50"	4.40"	0.56"	0.37"	3/16"	0.63
S0789-1007	3/8"	11.50"	4.40"	0.56"	0.37"	1/4"	0.67
S0789-1307	1/2"	13.00"	4.62"	0.63"	0.47"	1/4"	1.48
S0789-1308	1/2"	13.25"	4.62"	0.63"	0.47"	9/32"	1.50
S0789-1309	1/2"	13.75"	4.62"	0.63"	0.47"	5/16"	1.50
S0789-1610	5/8"	17.31"	6.06"	0.79"	0.62"	3/8"	3.14

**NOTE: THREADS ARE "UNF". OTHER CONFIGURATIONS,**  
SUCH AS TOGGLE/TOGGLE ARE AVAILABLE.

LIMITED LIFETIME  
WARRANTY

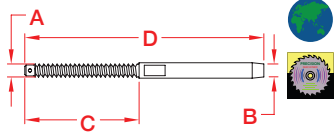
SUNCOR STAINLESS®

TEL 508-732-9191 • FAX 508-732-9798 • ORDERS ONLY 800-394-2222

www.suncorstainless.com

## SWAGE STUD

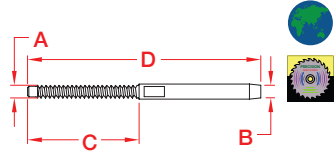
**UNF, RIGHT HAND  
316 STAINLESS STEEL**



ITEM	A	B	C	D	BEFORE	AFTER	WT
	(thread)	(wire)			(swage)	(swage)	(lb)
S0731-0501	3/16"	1/16"	1.69"	3.37"	0.160"	0.138"	0.02
S0731-0502	3/16"	3/32"	1.75"	3.62"	0.218"	0.190"	0.03
S0731-0702	1/4"	3/32"	2.25"	4.12"	0.218"	0.190"	0.05
S0731-0703	1/4"	1/8"	2.20"	4.32"	0.250"	0.219"	0.05
S0731-0704	1/4"	5/32"	2.15"	4.64"	0.297"	0.250"	0.06
S0731-0705	1/4"	3/16"	2.19"	4.94"	0.359"	0.313"	0.09
S0731-0904	5/16"	5/32"	2.12"	4.84"	0.297"	0.250"	0.09
S0731-0905	5/16"	3/16"	2.50"	5.12"	0.359"	0.313"	0.11
S0731-1005	3/8"	3/16"	2.68"	5.12"	0.359"	0.313"	0.14
S0731-1006	3/8"	7/32"	2.72"	5.50"	0.427"	0.376"	0.17
S0731-1007	3/8"	1/4"	2.75"	5.87"	0.494"	0.438"	0.21
S0731-1307	1/2"	1/4"	3.00"	6.43"	0.494"	0.438"	0.31
S0731-1308	1/2"	9/32"	3.10"	6.73"	0.563"	0.500"	0.37
S0731-1309	1/2"	5/16"	3.12"	7.31"	0.635"	0.563"	0.47
S0731-1610	5/8"	3/8"	4.00"	8.69"	0.703"	0.625"	0.74
S0731-2013	3/4"	1/2"	4.75"	10.25"	0.844"	0.750"	1.17

## SWAGE STUD

**UNF, LEFT HAND  
316 STAINLESS STEEL**

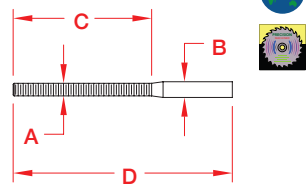


ITEM	A	B	C	D	BEFORE	AFTER	WT
	(thread)	(wire)			(swage)	(swage)	(lb)
S0732-0703	1/4"	1/8"	2.20"	4.32"	0.250"	0.219"	0.05
S0732-0704	1/4"	5/32"	2.15"	4.64"	0.297"	0.250"	0.06
S0732-0705	1/4"	3/16"	2.19"	4.94"	0.359"	0.313"	0.09
S0732-0904	5/16"	5/32"	2.42"	4.84"	0.359"	0.313"	0.09
S0732-0905	5/16"	3/16"	2.50"	5.12"	0.359"	0.313"	0.11
S0732-1005	3/8"	3/16"	2.68"	4.07"	0.359"	0.313"	0.14
S0732-1007	3/8"	1/4"	2.75"	5.87"	0.494"	0.438"	0.21
S0732-1307	1/2"	1/4"	3.00"	6.43"	0.494"	0.438"	0.37
S0732-1309	1/2"	5/16"	3.12"	7.31"	0.635"	0.563"	0.47
S0732-1610	5/8"	3/8"	4.00"	8.69"	0.703"	0.625"	0.74
S0732-2013	3/4"	1/2"	4.75"	10.25"	0.844"	0.750"	1.17

**NOTE: S0731-SERIES AND S0732-SERIES ARE FOR MACHINE SWAGE ONLY. FOR PROPER FUNCTIONING, OBSERVE CORRECT "AFTER" DIMENSIONS.**

## RAIL SWAGE STUD, UNC

**316 STAINLESS STEEL**

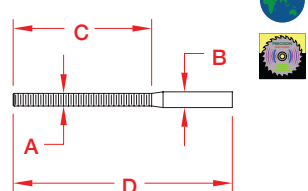


ITEM	A	B	C	D	BEFORE	AFTER	WT
	(thread)	(wire)			(swage)	(swage)	(lb)
<b>RIGHT-UNC</b>							
S0729-0703	1/4" UNC	1/8"	2.25"	4.00"	0.250"	0.219"	0.04
S0729-0704	1/4" UNC	5/32"	2.25"	4.00"	0.297"	0.250"	0.05
S0729-0705	1/4" UNC	3/16"	2.25"	4.00"	0.359"	0.313"	0.06
<b>LEFT-UNC</b>							
S0730-0703	1/4" UNC	1/8"	2.25"	4.00"	0.250"	0.219"	0.04
S0730-0704	1/4" UNC	5/32"	2.25"	4.00"	0.297"	0.250"	0.05
S0730-0705	1/4" UNC	3/16"	2.25"	4.00"	0.359"	0.313"	0.06

**NOTE: MACHINE SWAGE ONLY. THIS SLEEK SWAGE STUD IS IDEAL FOR ARCHITECTURAL APPLICATIONS. FOR PROPER FUNCTIONING, OBSERVE CORRECT "AFTER" DIMENSIONS.**

## RAIL SWAGE STUD, UNF

**316 STAINLESS STEEL**

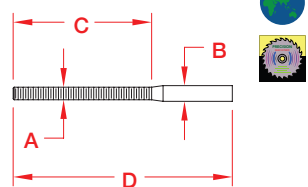


ITEM	A	B	C	D	BEFORE	AFTER	WT
	(thread)	(wire)			(swage)	(swage)	(lb)
<b>RIGHT-UNF</b>							
S0727-0703	1/4" UNF	1/8"	2.25"	4.00"	0.250"	0.219"	0.04
S0727-0704	1/4" UNF	5/32"	2.25"	4.00"	0.297"	0.250"	0.05
S0727-0705	1/4" UNF	3/16"	2.25"	4.00"	0.359"	0.313"	0.06
<b>LEFT-UNF</b>							
S0728-0703	1/4" UNF	1/8"	2.25"	4.00"	0.250"	0.219"	0.04
S0728-0704	1/4" UNF	5/32"	2.25"	4.00"	0.297"	0.250"	0.05
S0728-0705	1/4" UNF	3/16"	2.25"	4.00"	0.359"	0.313"	0.06

**NOTE: MACHINE SWAGE ONLY. THIS SLEEK SWAGE STUD IS IDEAL FOR ARCHITECTURAL APPLICATIONS. FOR PROPER FUNCTIONING, OBSERVE CORRECT "AFTER" DIMENSIONS.**

## MINI SWAGE STUD

**UNC  
316 STAINLESS STEEL**



ITEM	A	B	C	D	WIRE	BEFORE	AFTER	WT
	(thread)			(diameter)	(swage)	(swage)	(lb)	
<b>LEFT HAND</b>								
S0726-L704	1/4"	0.29"	1.39"	2.63"	5/32"	0.297"	0.250"	0.04
<b>RIGHT HAND</b>								
S0726-R704	1/4"	0.29"	1.39"	2.63"	5/32"	0.297"	0.250"	0.04

**NOTE: DESIGNED FOR USE WITH 5/32" DIAMETER WIRE ROPE. IDEAL FOR RAILING APPLICATIONS THAT CALL FOR VERTICAL WIRE ROPE BALUSTERS. SHORTENED STUD LENGTH ALLOWS FOR UNOBSTRUCTED VIEWS AND A STREAMLINED LOOK.**



Key:

Made in USA	Drop Forged	Precision Machined	Wire Formed	Suncor Exclusive
Import	Precision Cast	Stamped	Load Rated	New Product

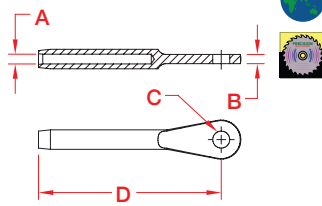
ORDERS ONLY: 800-394-2222 (USA+CANADA)



## SWAGE EYE



**316 STAINLESS STEEL**



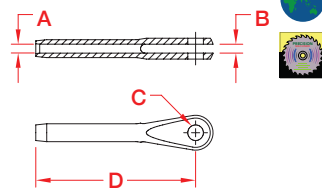
ITEM	A	B	C	D	BEFORE	AFTER	WT
	(wire)				(swage)	(swage)	(lb)
S0733-0001	1/16"	0.09"	0.19"	1.63"	0.160"	0.138"	0.01
S0733-0002	3/32"	0.10"	0.19"	2.04"	0.218"	0.190"	0.02
S0733-0003	1/8"	0.19"	0.19"	2.34"	0.250"	0.219"	0.03
S0733-0004	5/32"	0.19"	0.25"	2.68"	0.297"	0.250"	0.05
S0733-0005	3/16"	0.26"	0.31"	3.02"	0.359"	0.313"	0.09
S0733-0006	7/32"	0.29"	0.31"	3.38"	0.427"	0.375"	0.14
S0733-0007	1/4"	0.31"	0.38"	3.76"	0.494"	0.438"	0.19
S0733-0009	5/16"	0.34"	0.44"	4.55"	0.635"	0.563"	0.37
S0733-0010	3/8"	0.38"	0.50"	5.56"	0.703"	0.625"	0.56
S0733-0013	1/2"	0.47"	0.63"	7.32"	0.844"	0.750"	1.04

**NOTE: MACHINE SWAGE ONLY. DESIGNED TO MATE WITH S0734-SERIES SWAGE JAWS (BELOW).**

## SWAGE JAW



**316 STAINLESS STEEL**



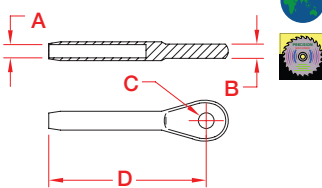
ITEM	A	B	C	D	BEFORE	AFTER	WT
	(wire)				(swage)	(swage)	(lb)
S0734-0001	1/16"	0.09"	0.19"	1.57"	0.160"	0.138"	0.01
S0734-0002	3/32"	0.11"	0.19"	1.95"	0.218"	0.190"	0.02
S0734-0003	1/8"	0.20"	0.19"	2.35"	0.250"	0.219"	0.03
S0734-0004	5/32"	0.20"	0.25"	2.66"	0.297"	0.250"	0.05
S0734-0005	3/16"	0.26"	0.31"	3.07"	0.359"	0.313"	0.09
S0734-0006	7/32"	0.30"	0.31"	3.44"	0.427"	0.375"	0.13
S0734-0007	1/4"	0.31"	0.38"	3.81"	0.494"	0.438"	0.21
S0734-0009	5/16"	0.35"	0.44"	4.44"	0.635"	0.563"	0.40
S0734-0010	3/8"	0.38"	0.50"	5.33"	0.703"	0.625"	0.62
S0734-0013	1/2"	0.47"	0.63"	6.94"	0.844"	0.750"	1.08

**NOTE: MACHINE SWAGE ONLY. DESIGNED TO MATE WITH S0733-SERIES SWAGE EYES (ABOVE).**

## SWAGE MARINE EYE



**316 STAINLESS STEEL**



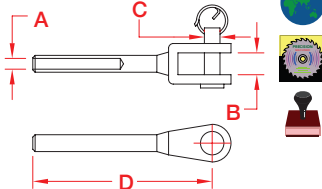
ITEM	A	B	C	D	BEFORE	AFTER	WT
	(wire)				(swage)	(swage)	(lb)
S0735-0001	1/16"	0.22"	0.26"	1.50"	0.160"	0.138"	0.03
S0735-0002	3/32"	0.22"	0.26"	1.76"	0.218"	0.190"	0.03
S0735-0003	1/8"	0.22"	0.26"	2.09"	0.250"	0.219"	0.04
S0735-0004	5/32"	0.28"	0.33"	2.36"	0.297"	0.250"	0.05
S0735-0005	3/16"	0.36"	0.39"	2.75"	0.359"	0.313"	0.09
S0735-0006	7/32"	0.41"	0.45"	3.22"	0.427"	0.375"	0.16
S0735-0007	1/4"	0.47"	0.51"	3.63"	0.494"	0.438"	0.23
S0735-0008	9/32"	0.47"	0.51"	3.80"	0.563"	0.500"	0.28
S0735-0009	5/16"	0.59"	0.64"	4.50"	0.635"	0.563"	0.45
S0735-0010	3/8"	0.59"	0.64"	4.93"	0.703"	0.625"	0.62
S0735-0013	1/2"	0.84"	0.89"	7.38"	0.844"	0.750"	1.14

**NOTE: MACHINE SWAGE ONLY. FOR PROPER FUNCTIONING, OBSERVE CORRECT "AFTER" DIMENSIONS.**

## SWAGE MARINE JAW



**316 STAINLESS STEEL**



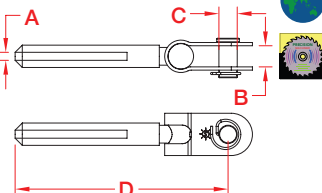
ITEM	A	B	C	D	BEFORE	AFTER	WT
	(wire)				(swage)	(swage)	(lb)
S0736-0001	1/16"	0.30"	0.19"	2.30"	0.160"	0.138"	0.03
S0736-0002	3/32"	0.30"	0.19"	2.30"	0.218"	0.190"	0.04
S0736-0003	1/8"	0.31"	0.19"	2.50"	0.250"	0.219"	0.04
S0736-0004	5/32"	0.39"	0.23"	2.90"	0.297"	0.250"	0.07
S0736-0005	3/16"	0.43"	0.31"	3.25"	0.359"	0.313"	0.11
S0736-0006	7/32"	0.49"	0.37"	3.72"	0.427"	0.375"	0.24
S0736-0007	1/4"	0.49"	0.43"	4.13"	0.494"	0.438"	0.29
S0736-0009	5/16"	0.56"	0.47"	5.08"	0.635"	0.563"	0.49
S0736-0010	3/8"	0.88"	0.55"	5.95"	0.703"	0.625"	0.78
S0736-0013	1/2"	0.94"	0.75"	8.18"	0.844"	0.750"	1.25

**NOTE: MACHINE SWAGE ONLY. FOR PROPER FUNCTIONING, OBSERVE CORRECT "AFTER" DIMENSIONS.**

## SWAGE MARINE TOGGLE



**316 STAINLESS STEEL**



ITEM	A	B	C	D	BEFORE	AFTER	WT
	(size)				(swage)	(swage)	(lb)
S0737-0003	1/8"	0.38"	0.24"	2.78"	0.250"	0.219"	0.10
S0737-0004	5/32"	0.38"	0.24"	3.11"	0.297"	0.250"	0.16
S0737-0005	3/16"	0.39"	0.32"	3.70"	0.359"	0.313"	0.31
S0737-0006	7/32"	0.47"	0.39"	4.50"	0.427"	0.375"	0.34
S0737-0007	1/4"	0.47"	0.38"	4.49"	0.494"	0.438"	0.55
S0737-0008	9/32"	0.63"	0.47"	5.22"	0.563"	0.500"	0.68
S0737-0009	5/16"	0.63"	0.47"	5.53"	0.635"	0.563"	1.03
S0737-0010	3/8"	0.79"	0.63"	6.38"	0.703"	0.625"	2.20

**NOTE: MACHINE SWAGE ONLY. FOR PROPER FUNCTIONING, OBSERVE CORRECT "AFTER" DIMENSIONS.**

**LIMITED LIFETIME WARRANTY**


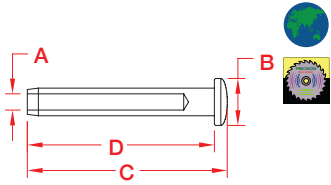
**SUNCOR STAINLESS®**

TEL 508-732-9191 • FAX 508-732-9798 • ORDERS ONLY 800-394-2222

www.suncorstainless.com

## SWAGE DOMEHEAD

316 STAINLESS STEEL

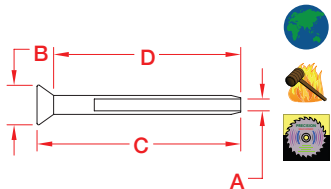


ITEM	A	B	C	D	BEFORE	AFTER	WT
	(size)				(swage)	(swage)	(lb)
S0738-0003	1/8"	0.39"	1.90"	1.77"	0.250"	0.219"	0.03
S0738-0004	5/32"	0.45"	2.18"	2.05"	0.297"	0.250"	0.04
S0738-0005	3/16"	0.55"	2.44"	2.28"	0.359"	0.313"	0.06
S0738-0007	1/4"	0.71"	2.99"	2.79"	0.494"	0.438"	0.14

**NOTE:**  
MACHINE SWAGE REQUIRED. FOR PROPER FUNCTIONING,  
OBSERVE CORRECT "AFTER" DIMENSIONS.

## SWAGE STEMBALL

316 STAINLESS STEEL



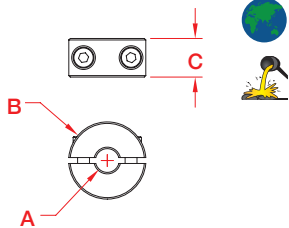
ITEM	A	B	C	D	BEFORE	AFTER	WT
	(wire)				(swage)	(swage)	(lb)
S0740-0003	1/8"	0.50"	2.28"	2.21"	0.250"	0.219"	0.03
S0740-0004	5/32"	0.61"	2.71"	2.48"	0.297"	0.250"	0.05
S0740-0005	3/16"	0.73"	3.08"	2.83"	0.359"	0.313"	0.08
S0740-0006	7/32"	0.77"	3.37"	3.11"	0.427"	0.375"	0.17
S0740-0007	1/4"	0.76"	3.52"	3.26"	0.494"	0.438"	0.17
S0740-0008	9/32"	0.81"	3.69"	3.43"	0.563"	0.500"	0.20
S0740-0009	5/16"	1.02"	4.60"	4.25"	0.635"	0.563"	0.35
S0740-0010	3/8"	1.04"	5.14"	4.68"	0.703"	0.625"	0.46

**STEMBALL CUPS**

S0741-0004	USE WITH S0740-0003, S0740-0004	0.04
S0741-0005	USE WITH S0740-0005	0.04
S0741-0007	USE WITH S0740-0006, S0740-0007	0.04
S0741-0010	USE WITH S0740-0009, S0740-0010	0.05


## 2 PART WIRE CLAMP/STOP

316 STAINLESS STEEL



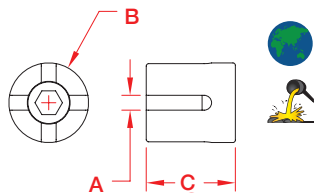
ITEM	A	B	C	WT
	(wire)			(lb)
S0720-0003	1/8"	0.64"	0.40"	0.02
S0720-0004	5/32"	0.64"	0.40"	0.03
S0720-0005	3/16"	0.79"	0.40"	0.04
S0720-0007	1/4"	0.79"	0.40"	0.05

**NOTE:**  
CAN BE USED IN ARCHITECTURAL  
FEATURES AS A WIRE CLAMP OR  
IN SHELVING SYSTEMS AS A STOP  
CLAMP. SIMPLE DESIGN OFFERS  
A CLEAN, CONTEMPORARY LOOK.  
PRODUCT SHOULD NEVER BE USED  
IN LIFTING APPLICATIONS.



## CROSS WIRE CLAMP

SURFACE MOUNT  
316 STAINLESS STEEL



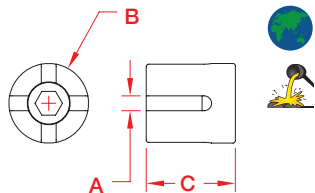
ITEM	A	B	C	WT
	(wire)			(lb)
S0722-0003	1/8"	0.67"	0.75"	0.06
S0722-0004	5/32"	0.79"	0.83"	0.07
S0722-0005	3/16"	0.79"	0.91"	0.08

**NOTE:**  
MAY BE USED ONLY FOR WIRE ROPE  
GUIDANCE PURPOSES (NOT AS AN  
END CONNECTOR). CAN BE USED IN  
ARCHITECTURAL APPLICATIONS  
SUCH AS TRELLIS SYSTEMS OR  
TO FORM WIRE NETTING. FITTING  
CAN BE THREADED ON TO SURFACE  
ANCHOR BOLT.




## CROSS WIRE CLAMP

STANDARD  
316 STAINLESS STEEL

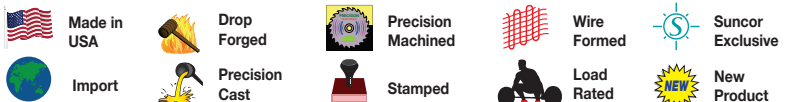


ITEM	A	B	C	WT
	(wire)			(lb)
S0721-0003	1/8"	0.67"	0.75"	0.07
S0721-0004	5/32"	0.79"	0.83"	0.08
S0721-0005	3/16"	0.79"	0.91"	0.09
S0721-0007	1/4"	0.79"	0.99"	0.11

**NOTE:**  
MAY BE USED ONLY FOR WIRE ROPE  
GUIDANCE PURPOSES (NOT AS AN  
END CONNECTOR). CAN BE USED IN  
ARCHITECTURAL APPLICATIONS  
SUCH AS TRELLIS SYSTEMS OR  
TO FORM WIRE NETTING.



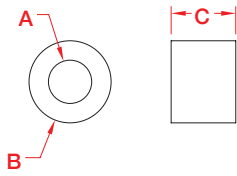

Key:



ORDERS ONLY: 800-394-2222  
(USA+CANADA)

## STOP SLEEVE

**COPPER**

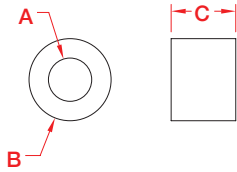


ITEM	A	B	C	HOLE#	WT	
	(wire")	(wire mm)			(lb)	
K0754-0001	1/16"	1.5 mm	0.20"	0.22"	1	0.002
K0754-0002	3/32"	2.5 mm	0.33"	0.32"	2	0.01
K0754-0003	1/8"	3.0 mm	0.33"	0.33"	3	0.01
K0754-0004	5/32"	4.0 mm	0.42"	0.33"	4	0.01
K0754-0005	3/16"	5.0 mm	0.42"	0.32"	5	0.01
K0754-0006	7/32"	5.5 mm	0.43"	0.63"	N/A	0.02
K0754-0007	1/4"	6.0 mm	0.66"	0.71"	1	0.06
K0754-0009	5/16"	8.0 mm	0.66"	0.71"	N/A	0.05
K0754-0010	3/8"	9.0 mm	0.66"	0.71"	N/A	0.04

**NOTE:**  
**SEE SWAGERS ON PAGE 53. FOR 1/16" - 1/8", USE E0113-0350.**  
**FOR 1/16" - 3/16", USE E0113-0600. FOR 1/4" USE E0113-0700.**  
**USE A HYDRAULIC SWAGER ON LARGER SIZES.**

## STOP SLEEVE

**ALUMINUM**

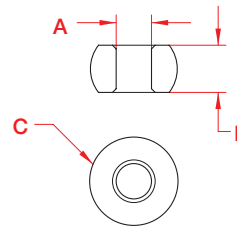


ITEM	A	B	C	HOLE#	WT	
	(wire")	(wire mm)			(lb)	
A0754-0001	1/16"	1.5 mm	0.20"	0.22"	1	0.001
A0754-0002	3/32"	2.5 mm	0.33"	0.32"	2	0.003
A0754-0003	1/8"	3.0 mm	0.33"	0.33"	3	0.002
A0754-0004	5/32"	4.0 mm	0.42"	0.33"	4	0.004
A0754-0005	3/16"	5.0 mm	0.42"	0.32"	5	0.004
A0754-0006	7/32"	5.5 mm	0.43"	0.63"	N/A	0.01
A0754-0007	1/4"	6.0 mm	0.66"	0.71"	1	0.02

**NOTE:**  
**SEE SWAGERS ON PAGE 53. FOR 1/16" - 1/8", USE E0113-0350.**  
**FOR 1/16" - 3/16", USE E0113-0600. FOR 1/4" USE E0113-0700.**  
**USE A HYDRAULIC SWAGER ON LARGER SIZES.**

## PLAIN BALL

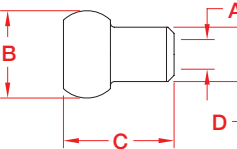
**316 STAINLESS STEEL**



ITEM	A	B	C BEFORE	C AFTER	WT
	(wire)		(swage)	(swage)	(lb)
S0757-0000	1/32"	0.141"	0.211"	0.1905"	0.001
S0757-0001	3/64"	0.141"	0.211"	0.1905"	0.001
S0757-0002	1/16"	0.141"	0.211"	0.1905"	0.001
S0757-0003	3/32"	0.174"	0.288"	0.253"	0.002
S0757-0004	1/8"	0.190"	0.355"	0.317"	0.004
S0757-0005	5/32"	0.227"	0.429"	0.380"	0.006
S0757-0006	3/16"	0.264"	0.498"	0.442"	0.010
S0757-0007	7/32"	0.300"	0.557"	0.490"	0.015
S0757-0008	1/4"	0.335"	0.628"	0.559"	0.020

## SINGLE SHANK BALL

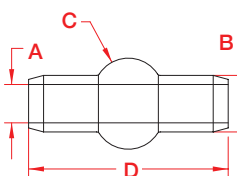
**316 STAINLESS STEEL**



ITEM	A	B BEFORE	B AFTER	C	D BEFORE	D AFTER	WT
	(wire)	(swage)	(swage)		(swage)	(swage)	(lb)
S0755-0001	1/16"	0.21"	0.19"	0.27"	0.13"	0.11"	0.001
S0755-0002	3/32"	0.28"	0.25"	0.38"	0.17"	0.14"	0.003
S0755-0003	1/8"	0.35"	0.32"	0.50"	0.22"	0.19"	0.01
S0755-0004	5/32"	0.42"	0.38"	0.62"	0.26"	0.22"	0.01
S0755-0005	3/16"	0.49"	0.44"	0.73"	0.30"	0.26"	0.02
S0755-0006	7/32"	0.56"	0.51"	0.85"	0.35"	0.30"	0.02
S0755-0007	1/4"	0.63"	0.57"	0.96"	0.41"	0.35"	0.03
S0755-0009	5/16"	0.77"	0.69"	1.19"	0.48"	0.41"	0.06

## DOUBLE SHANK BALL

**316 STAINLESS STEEL**



ITEM	A	B BEFORE	B AFTER	C BEFORE	C AFTER	D	WT
	(wire)	(swage)	(swage)	(swage)	(swage)		(lb)
S0756-0001	1/16"	0.13"	0.11"	0.21"	0.19"	0.36"	0.001
S0756-0002	3/32"	0.16"	0.14"	0.28"	0.25"	0.53"	0.003
S0756-0003	1/8"	0.22"	0.19"	0.35"	0.32"	0.69"	0.01
S0756-0004	5/32"	0.25"	0.22"	0.42"	0.38"	0.85"	0.01
S0756-0005	3/16"	0.29"	0.26"	0.49"	0.44"	1.01"	0.02
S0756-0006	7/32"	0.35"	0.30"	0.56"	0.51"	1.18"	0.03
S0756-0007	1/4"	0.40"	0.35"	0.62"	0.57"	1.34"	0.04
S0756-0009	5/16"	0.48"	0.41"	0.76"	0.69"	1.66"	0.07

**LIMITED LIFETIME WARRANTY**

**SUNCOR STAINLESS®**

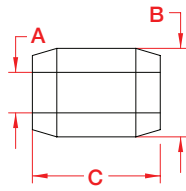
TEL 508-732-9191 • FAX 508-732-9798 • ORDERS ONLY 800-394-2222

www.suncorstainless.com



## CYLINDRICAL TERMINAL

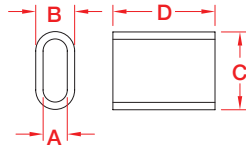

316 STAINLESS STEEL



ITEM	SIZE (wire)	A	B BEFORE (swage)	B AFTER (swage)	C	WT (lb)
S0758-0001	1/16"	0.076"	0.221"	0.190"	0.224"	0.002
S0758-0002	3/32"	0.107"	0.252"	0.219"	0.333"	0.004
S0758-0003	1/8"	0.146"	0.298"	0.250"	0.416"	0.006
S0758-0004	5/32"	0.177"	0.377"	0.313"	0.510"	0.011
S0758-0005	3/16"	0.208"	0.439"	0.375"	0.635"	0.020

## SWAGE SLEEVE

316 STAINLESS STEEL

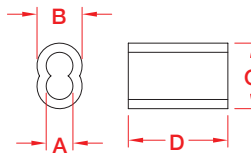



ITEM	A (wire)	B	C	D	AFTER SWAGE DIAMETER	WT (lb)
S0750-0001	1/16"	0.139"	0.230"	0.375"	0.150"	0.001
S0750-0002	3/32"	0.166"	0.269"	0.375"	0.185"	0.002
S0750-0003	1/8"	0.234"	0.362"	0.379"	0.265"	0.003
S0750-0004	5/32"	0.320"	0.491"	0.723"	0.350"	0.01
S0750-0005	3/16"	0.355"	0.564"	0.876"	0.395"	0.01
S0750-0006	7/32"	0.432"	0.663"	0.885"	0.437"	0.01
S0750-0007	1/4"	0.457"	0.720"	1.131"	0.530"	0.01
S0750-0008	5/16"	0.781"	1.125"	1.594"	0.760"	0.03
S0750-0010*	3/8"	0.813"	1.125"	1.719"	0.760"	0.07
S0750-0016*	5/8"	1.250"	1.813"	2.719"	1.270"	0.69
S0750-0020*	3/4"	1.438"	2.125"	3.000"	1.530"	0.94
S0750-0025*	1"	2.000"	2.813"	3.750"	2.130"	2.28

\* 300 STAINLESS STEEL

## SWAGE SLEEVE

ALUMINUM

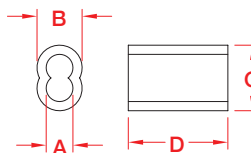


ITEM	A (wire")	B (wire mm)	C	D	CRIMPS	HOLE#	
A0751-0001	1/16"	1.5 mm	0.185"	0.258"	0.390"	2	1
A0751-0002	3/32"	2.5 mm	0.277"	0.403"	0.490"	3	2
A0751-0003	1/8"	3.0 mm	0.336"	0.493"	0.628"	3	3
A0751-0004	5/32"	4.0 mm	0.381"	0.574"	0.686"	3	4
A0751-0005	3/16"	5.0 mm	0.443"	0.666"	1.004"	3	5
A0751-0007	1/4"	6.0 mm	0.536"	0.816"	1.137"	3	1
A0751-0009	5/16"	8.0 mm	0.689"	1.034"	1.245"	3	HYDRAULIC
A0751-0010	3/8"	9.0 mm	0.752"	1.157"	1.447"	3	HYDRAULIC
A0751-0013	1/2"	12.0 mm	1.054"	1.623"	2.000"	3	HYDRAULIC

**NOTE:**  
SEE SWAGERS ON PAGE 53. FOR 1/16" - 1/8", USE E0113-0350.  
FOR 1/16" - 3/16", USE E0113-0600. FOR 1/4" USE E0113-0700.  
USE A HYDRAULIC SWAGER ON LARGER SIZES.

## SWAGE SLEEVE

COPPER

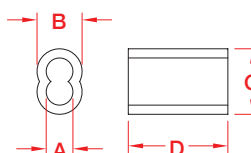


ITEM	A (wire")	B (wire mm)	C	D	CRIMPS	HOLE#	
K0752-0001	1/16"	1.5 mm	0.169"	0.250"	0.372"	2	1
K0752-0002	3/32"	2.5 mm	0.224"	0.370"	0.400"	3	2
K0752-0003	1/8"	3.0 mm	0.327"	0.492"	0.554"	3	3
K0752-0004	5/32"	4.0 mm	0.369"	0.592"	0.606"	3	4
K0752-0005	3/16"	5.0 mm	0.450"	0.672"	0.940"	3	5
K0752-0007	1/4"	6.0 mm	0.515"	0.809"	1.110"	3	1
K0752-0009	5/16"	8.0 mm	0.668"	1.020"	1.051"	3	HYDRAULIC
K0752-0010	3/8"	9.0 mm	0.728"	1.113"	1.236"	3	HYDRAULIC
K0752-0013	1/2"	12.0 mm	0.955"	1.471"	1.892"	3	HYDRAULIC

**NOTE:**  
SEE SWAGERS ON PAGE 53. FOR 1/16" - 1/8", USE E0113-0350.  
FOR 1/16" - 3/16", USE E0113-0600. FOR 1/4" USE E0113-0700.  
USE A HYDRAULIC SWAGER ON LARGER SIZES.

## SWAGE SLEEVE

ZINC PLATED COPPER



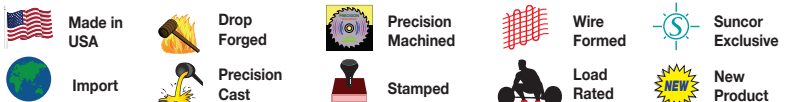
ITEM	A (wire")	B (wire mm)	C	D	CRIMPS	HOLE#	
Z0753-0001	1/16"	1.5 mm	0.169"	0.250"	0.372"	2	1
Z0753-0002	3/32"	2.5 mm	0.224"	0.370"	0.400"	3	2
Z0753-0003	1/8"	3.0 mm	0.327"	0.492"	0.554"	3	3
Z0753-0004	5/32"	4.0 mm	0.369"	0.592"	0.606"	3	4
Z0753-0005	3/16"	5.0 mm	0.450"	0.672"	0.940"	3	5
Z0753-0006	7/32"	5.5 mm	0.460"	0.720"	0.860"	3	N/A
Z0753-0007	1/4"	6.0 mm	0.515"	0.809"	1.110"	3	1
Z0753-0009	5/16"	8.0 mm	0.668"	1.020"	1.051"	3	HYDRAULIC
Z0753-0010	3/8"	9.0 mm	0.728"	1.113"	1.236"	3	HYDRAULIC
Z0753-0013	1/2"	12.0 mm	0.955"	1.471"	1.892"	3	HYDRAULIC

**NOTE:**  
SEE SWAGERS ON PAGE 53. FOR 1/16" - 1/8", USE E0113-0350.  
FOR 1/16" - 3/16", USE E0113-0600. FOR 1/4" USE E0113-0700.  
USE A HYDRAULIC SWAGER ON LARGER SIZES.



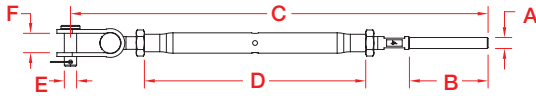
ORDERS ONLY: 800-394-2222  
(USA+CANADA)

Key:



All logos, icons, images, measurements and descriptions are the sole property of Suncor Stainless, Inc.  
© 2020 Suncor Stainless, Inc.

## TOGGLE & HAND SWAGE STUD 316 STAINLESS STEEL



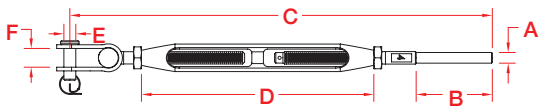
ITEM	A	B	C	D	E	F	WT
	(wire)						(lb)
S0782-H0703	1/8"	1.51"	8.02"	4.25"	0.24"	0.38"	0.21
S0782-H0705	3/16"	2.01"	8.64"	4.25"	0.24"	0.38"	0.24

**NOTE:**  
DESIGNED FOR HAND SWAGE USE ONLY. THIS TURNBUCKLE FEATURES A CLOSED STYLE BODY WITH PRECISION MANUFACTURED END FITTINGS. ALL COMPONENTS ARE MADE FROM GRADE 316 STAINLESS STEEL.

CRIMP THE HAND SWAGE STUD ONTO THE WIRE ROPE USING THE HAND SWAGER (PART # E0113-H600, PAGE 43). USE HAND SWAGER HOLE #1 ON 1/8" WIRE AND HOLE #2 ON 3/16" WIRE.

**HAND SWAGE**

## TOGGLE & HAND SWAGE STUD CHROMED BRONZE BODY & STAINLESS ENDS



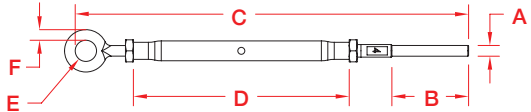
ITEM	A	B	C	D	E	F	WT
	(wire)						(lb)
S0786-H0703	1/8"	1.51"	8.38"	4.61"	0.24"	0.38"	0.25
S0786-H0705	3/16"	2.01"	9.00"	4.61"	0.24"	0.38"	0.28

**NOTE:**  
DESIGNED FOR HAND SWAGE USE ONLY. MAKE INSTALLATION PAINLESS, USING SUNCOR'S HAND SWAGE LINE OF FITTINGS. THE OPEN BODY TURNBUCKLE COMBINES CHROMED BRONZE WITH GRADE 316 STAINLESS STEEL. ALSO AVAILABLE WITH SILICON BRONZE BODY.

CRIMP THE HAND SWAGE STUD ONTO THE WIRE ROPE USING THE HAND SWAGER (PART # E0113-H600, PAGE 43). USE HAND SWAGER HOLE #1 ON 1/8" WIRE AND HOLE #2 ON 3/16" WIRE.

**HAND SWAGE**

## GATE EYE & HAND SWAGE STUD 316 STAINLESS STEEL



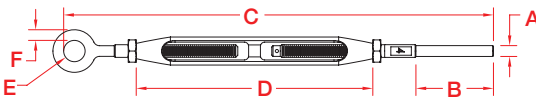
ITEM	A	B	C	D	E	F	WT
	(wire)						(lb)
S0794-H0703	1/8"	1.51"	7.75"	4.25"	0.42"	0.21"	0.21
S0794-H0705	3/16"	2.01"	8.37"	4.25"	0.42"	0.21"	0.23

**NOTE:**  
DESIGNED FOR HAND SWAGE USE ONLY. THIS TURNBUCKLE FEATURES A CLOSED STYLE BODY WITH PRECISION MANUFACTURED END FITTINGS. ALL COMPONENTS ARE MADE FROM GRADE 316 STAINLESS STEEL.

CRIMP THE HAND SWAGE STUD ONTO THE WIRE ROPE USING THE HAND SWAGER (PART # E0113-H600, PAGE 43). USE HAND SWAGER HOLE #1 ON 1/8" WIRE AND HOLE #2 ON 3/16" WIRE.

**HAND SWAGE**

## GATE EYE & HAND SWAGE STUD CHROMED BRONZE BODY & STAINLESS ENDS



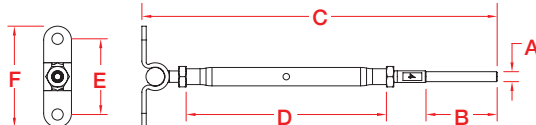
ITEM	A	B	C	D	E	F	WT
	(wire)						(lb)
S0795-H0703	1/8"	1.51"	8.38"	4.61"	0.42"	0.21"	0.25
S0795-H0705	3/16"	2.01"	9.00"	4.61"	0.42"	0.21"	0.27

**NOTE:**  
DESIGNED FOR HAND SWAGE USE ONLY. MAKE INSTALLATION PAINLESS, USING SUNCOR'S HAND SWAGE LINE OF FITTINGS. THE OPEN BODY TURNBUCKLE COMBINES CHROMED BRONZE WITH GRADE 316 STAINLESS STEEL. ALSO AVAILABLE WITH SILICON BRONZE BODY.

CRIMP THE HAND SWAGE STUD ONTO THE WIRE ROPE USING THE HAND SWAGER (PART # E0113-H600, PAGE 43). USE HAND SWAGER HOLE #1 ON 1/8" WIRE AND HOLE #2 ON 3/16" WIRE.

**HAND SWAGE**

## WALL MOUNT & HAND SWAGE STUD 316 STAINLESS STEEL



ITEM	A	B	C	D	E	F	WT
	(wire)						(lb)
S0784-H0703	1/8"	1.51"	7.54"	4.25"	1.62"	2.16"	0.21
S0784-H0705	3/16"	2.01"	8.16"	4.25"	1.62"	2.16"	0.23

**NOTE:**  
DESIGNED FOR HAND SWAGE USE ONLY. THIS TURNBUCKLE FEATURES A CLOSED STYLE BODY WITH PRECISION MANUFACTURED END FITTINGS. ALL COMPONENTS ARE MADE FROM GRADE 316 STAINLESS STEEL.

CRIMP THE HAND SWAGE STUD ONTO THE WIRE ROPE USING THE HAND SWAGER (PART # E0113-H600, PAGE 43). USE HAND SWAGER HOLE #1 ON 1/8" WIRE AND HOLE #2 ON 3/16" WIRE.

REFERENCE "FASTENER MATCHING CHART" (PAGE 164) FOR COMPATIBLE FASTENERS.

**HAND SWAGE**

**LIMITED LIFETIME WARRANTY**

**SUNCOR STAINLESS®**

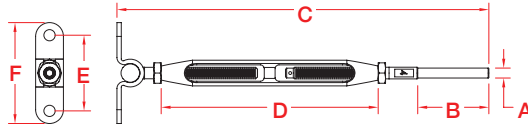
TEL 508-732-9191 • FAX 508-732-9798 • ORDERS ONLY 800-394-2222

www.suncorstainless.com

# HAND SWAGE

HAND SWAGE

## WALL MOUNT & HAND SWAGE STUD CHROMED BRONZE BODY & STAINLESS ENDS



ITEM	A	B	C	D	E	F	WT
	(wire)						(lb)
S0798-H0703	1/8"	1.51"	7.90"	4.61"	1.62"	2.16"	0.24
S0798-H0705	3/16"	2.01"	8.52"	4.61"	1.62"	2.16"	0.26

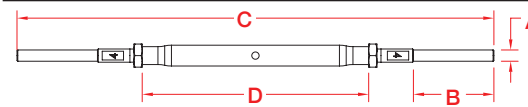
**NOTE:**  
DESIGNED FOR HAND SWAGE USE ONLY. MAKE INSTALLATION PAINLESS, USING SUNCOR'S HAND SWAGE LINE OF FITTINGS. THE OPEN BODY TURNBUCKLE COMBINES CHROMED BRONZE WITH GRADE 316 STAINLESS STEEL. ALSO AVAILABLE WITH SILICON BRONZE BODY.

CRIMP THE HAND SWAGE STUD ONTO THE WIRE ROPE USING THE HAND SWAGER (PART # E0113-H600, PAGE 43). USE HAND SWAGER HOLE #1 ON 1/8" WIRE AND HOLE #2 ON 3/16" WIRE.

REFERENCE "FASTENER MATCHING CHART" (PAGE 164-165) FOR COMPATIBLE FASTENERS.

**HAND SWAGE**

## STUD & STUD - HAND SWAGE 316 STAINLESS STEEL



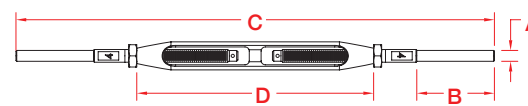
ITEM	A	B	C	D	WT
	(wire)				(lb)
S0796-H0703	1/8"	1.51"	8.95"	4.25"	0.17
S0796-H0705	3/16"	2.01"	10.19"	4.25"	0.21

**NOTE:**  
DESIGNED FOR HAND SWAGE USE ONLY. THIS TURNBUCKLE FEATURES A CLOSED STYLE BODY WITH PRECISION MANUFACTURED END FITTINGS. ALL COMPONENTS ARE MADE FROM GRADE 316 STAINLESS STEEL.

CRIMP THE HAND SWAGE STUDS ONTO THE WIRE ROPE USING THE HAND SWAGER (PART # E0113-H600, PAGE 43). USE HAND SWAGER HOLE #1 ON 1/8" WIRE AND HOLE #2 ON 3/16" WIRE.

**HAND SWAGE**

## STUD & STUD - HAND SWAGE CHROMED BRONZE BODY & STAINLESS ENDS



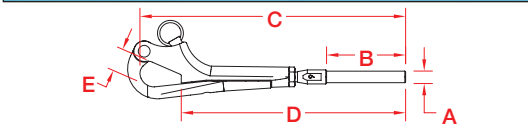
ITEM	A	B	C	D	WT
	(wire)				(lb)
S0797-H0703	1/8"	1.51"	9.31"	4.61"	0.20
S0797-H0705	3/16"	2.01"	10.53"	4.61"	0.24

**NOTE:**  
DESIGNED FOR HAND SWAGE USE ONLY. MAKE INSTALLATION PAINLESS, USING SUNCOR'S HAND SWAGE LINE OF FITTINGS. THE OPEN BODY TURNBUCKLE COMBINES CHROMED BRONZE WITH GRADE 316 STAINLESS STEEL. ALSO AVAILABLE WITH SILICON BRONZE BODY.

CRIMP THE HAND SWAGE STUD ONTO THE WIRE ROPE USING THE HAND SWAGER (PART # E0113-H600, PAGE 43). USE HAND SWAGER HOLE #1 ON 1/8" WIRE AND HOLE #2 ON 3/16" WIRE.

**HAND SWAGE**

## PELICAN HOOK W/ HAND SWAGE 316 STAINLESS STEEL



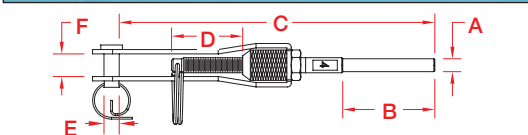
ITEM	A	B	C	D	E	WT
	(wire)					(lb)
S0162-H0703	1/8"	1.51"	5.13"	4.38"	0.59"	0.19
S0162-H0705	3/16"	2.01"	5.75"	5.00"	0.59"	0.22

**NOTE:**  
DESIGNED FOR HAND SWAGE USE ONLY. MAKE INSTALLATIONS PAINLESS, USING SUNCOR'S HAND SWAGE LIFELINE FITTINGS. THIS HOOK FEATURES EASY OPENING CAPABILITIES. BODY AND SWAGE FITTING ARE MADE FROM GRADE 316 STAINLESS STEEL.

CRIMP THE HAND SWAGE STUDS ONTO THE WIRE ROPE USING THE HAND SWAGER (PART # E0113-H600, PAGE 43). USE HAND SWAGER HOLE #1 ON 1/8" WIRE AND HOLE #2 ON 3/16" WIRE.

**HAND SWAGE**

## LIFELINE ADJUSTER W/ HAND SWAGE 316 STAINLESS STEEL



ITEM	A	B	C	D	E	F	WT
	(wire)						(lb)
S0745-H003	1/8"	1.51"	5.13"	1.19"	0.24"	0.42"	0.16
S0745-H005	3/16"	2.01"	5.77"	1.19"	0.24"	0.42"	0.18

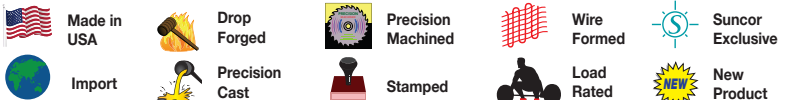
**NOTE:**  
DESIGNED FOR HAND SWAGE USE ONLY. MAKE INSTALLATIONS PAINLESS, USING SUNCOR'S HAND SWAGE LIFELINE FITTINGS. USE THIS ADJUSTER WHERE QUICK ADJUSTMENT IS REQUIRED WITHOUT THE USE OF TOOLS. BODY AND SWAGE FITTING ARE MADE FROM GRADE 316 STAINLESS STEEL.

CRIMP THE HAND SWAGE STUDS ONTO THE WIRE ROPE USING THE HAND SWAGER (PART # E0113-H600, PAGE 43). USE HAND SWAGER HOLE #1 ON 1/8" WIRE AND HOLE #2 ON 3/16" WIRE.

**HAND SWAGE**



Key:

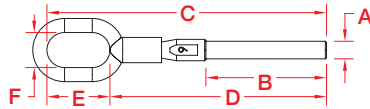



ORDERS ONLY: 800-394-2222 (USA+CANADA)

All logos, icons, images, measurements and descriptions are the sole property of Suncor Stainless, Inc. © 2020 Suncor Stainless, Inc.



## GATE EYE - HAND SWAGE 316 STAINLESS STEEL



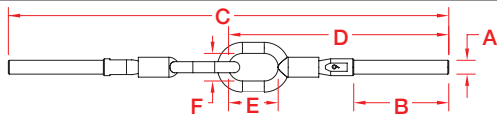
ITEM	A	B	C	D	E	F	WT
	(wire)						(lb)
S0744-H003	1/8"	1.51"	4.02"	2.97"	1.05"	0.59"	0.08
S0744-H005	3/16"	2.01"	4.66"	3.61"	1.05"	0.59"	0.11

**NOTE:**  
DESIGNED FOR HAND SWAGE USE ONLY. MAKE INSTALLATIONS PAINLESS, USING SUNCOR'S HAND SWAGE LIFELINE FITTINGS. USE THE GATE EYE AT ONE END OF THE OPENING TO ATTACH THE PELICAN HOOK. EYE AND SWAGE FITTING ARE MADE FROM GRADE 316 STAINLESS STEEL.

CRIMP THE HAND SWAGE STUDS ONTO THE WIRE ROPE USING THE HAND SWAGER (PART # E0113-H600, PAGE 43). USE HAND SWAGER HOLE #1 ON 1/8" WIRE AND HOLE #2 ON 3/16" WIRE.

**HAND SWAGE**

## JOINED GATE EYES - HAND SWAGE 316 STAINLESS STEEL



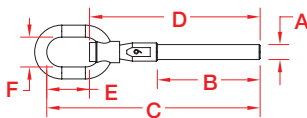
ITEM	A	B	C	D	E	F	WT
	(wire)						(lb)
S0746-H003	1/8"	1.51"	8.06"	4.02"	1.05"	0.59"	0.16
S0746-H005	3/16"	2.01"	9.32"	4.66"	1.05"	0.59"	0.21

**NOTE:**  
DESIGNED FOR HAND SWAGE USE ONLY. MAKE INSTALLATIONS PAINLESS, USING SUNCOR'S HAND SWAGE LIFELINE FITTINGS. USE THE JOINED GATE EYES IN CONJUNCTION WITH THE SINGLE GATE EYE AT THE GATE OPENING IN THE LIFELINE. EYES AND SWAGE FITTINGS ARE MADE FROM GRADE 316 STAINLESS STEEL.

CRIMP THE HAND SWAGE STUDS ONTO THE WIRE ROPE USING THE HAND SWAGER (PART # E0113-H600, PAGE 43). USE HAND SWAGER HOLE #1 ON 1/8" WIRE AND HOLE #2 ON 3/16" WIRE.

**HAND SWAGE**

## SWIVEL GATE EYE - HAND SWAGE 316 STAINLESS STEEL



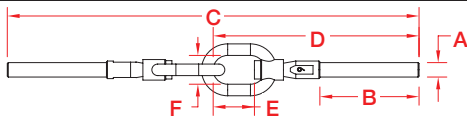
ITEM	A	B	C	D	E	F	WT
	(wire)						(lb)
S0718-H0703	1/8"	1.51"	3.53"	2.58"	0.84"	0.59"	0.08
S0718-H0705	3/16"	2.01"	4.17"	3.21"	0.84"	0.59"	0.10

**NOTE:**  
DESIGNED FOR HAND SWAGE USE ONLY. MAKE INSTALLATIONS PAINLESS, USING SUNCOR'S HAND SWAGE LIFELINE FITTINGS. USE THE GATE EYE AT ONE END OF THE OPENING TO ATTACH THE PELICAN HOOK. EYE AND SWAGE FITTING ARE MADE FROM GRADE 316 STAINLESS STEEL.

CRIMP THE HAND SWAGE STUDS ONTO THE WIRE ROPE USING THE HAND SWAGER (PART # E0113-H600, PAGE 43). USE HAND SWAGER HOLE #1 ON 1/8" WIRE AND HOLE #2 ON 3/16" WIRE.

**HAND SWAGE**

## JOINED SWIVEL GATE EYES - HAND SWAGE 316 STAINLESS STEEL



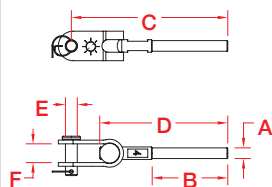
ITEM	A	B	C	D	E	F	WT
	(wire)						(lb)
S0719-H0703	1/8"	1.51"	7.09"	3.54"	0.84"	0.59"	0.15
S0719-H0705	3/16"	2.01"	8.35"	4.17"	0.84"	0.59"	0.19

**NOTE:**  
DESIGNED FOR HAND SWAGE USE ONLY. MAKE INSTALLATIONS PAINLESS, USING SUNCOR'S HAND SWAGE LIFELINE FITTINGS. USE THE JOINED GATE EYES IN CONJUNCTION WITH THE SINGLE GATE EYE AT THE GATE OPENING IN THE LIFELINE. EYES AND SWAGE FITTINGS ARE MADE FROM GRADE 316 STAINLESS STEEL.

CRIMP THE HAND SWAGE STUDS ONTO THE WIRE ROPE USING THE HAND SWAGER (PART # E0113-H600, PAGE 43). USE HAND SWAGER HOLE #1 ON 1/8" WIRE AND HOLE #2 ON 3/16" WIRE.

**HAND SWAGE**

## TOGGLE TERMINAL - HAND SWAGE 316 STAINLESS STEEL



ITEM	A	B	C	D	E	F	WT
	(wire)						(lb)
S0737-H003	1/8"	1.51"	3.13"	2.56"	0.24"	0.38"	0.07
S0737-H005	3/16"	2.01"	3.80"	3.23"	0.24"	0.38"	0.10

**NOTE:**  
DESIGNED FOR HAND SWAGE USE ONLY. MAKE INSTALLATION PAINLESS, USING SUNCOR'S HAND SWAGE LINE OF FITTINGS. THIS TOGGLE IS PERFECT FOR NUMEROUS MARINE, INDUSTRIAL AND ARCHITECTURAL APPLICATIONS. TOGGLE AND SWAGE FITTING ARE MADE FROM GRADE 316 STAINLESS STEEL.

CRIMP THE HAND SWAGE STUDS ONTO THE WIRE ROPE USING THE HAND SWAGER (PART # E0113-H600, PAGE 43). USE HAND SWAGER HOLE #1 ON 1/8" WIRE AND HOLE #2 ON 3/16" WIRE.

**HAND SWAGE**

**LIMITED LIFETIME WARRANTY**

**SUNCOR STAINLESS®**

TEL 508-732-9191 • FAX 508-732-9798 • ORDERS ONLY 800-394-2222

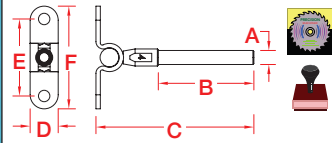
www.suncorstainless.com

# HAND SWAGE

HAND SWAGE

## WALL MOUNT TERMINAL - HAND SWAGE

316 STAINLESS STEEL



ITEM	A	B	C	D	E	F	WT
	(wire)						(lb)
S0723-H003	1/8"	1.51"	2.65"	0.59"	1.62"	2.16"	0.07
S0723-H005	3/16"	2.01"	3.32"	0.59"	1.62"	2.16"	0.09

**NOTE:**  
**DESIGNED FOR HAND SWAGE USE ONLY. THIS WALL MOUNTED SWAGE FITTING IS PERFECT FOR ARCHITECTURAL APPLICATIONS WHERE WIRE ROPE IS DESIRED. WALL MOUNT AND SWAGE FITTING ARE MADE FROM GRADE 316 STAINLESS STEEL.**

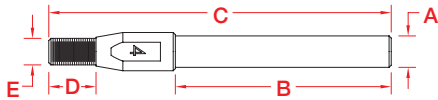
**CRIMP THE HAND SWAGE STUDS ONTO THE WIRE ROPE USING THE HAND SWAGER (PART # E0113-H600, PAGE 43). USE HAND SWAGER HOLE #1 ON 1/8" WIRE AND HOLE #2 ON 3/16" WIRE.**

**REFERENCE "FASTENER MATCHING CHART" (PAGE 164) FOR COMPATIBLE FASTENERS.**

**HAND SWAGE**

## SHORT STUD - HAND SWAGE

UNF - 316 STAINLESS STEEL



ITEM	A	B	C	D	E	WT
	(wire)				(thread)	(lb)
S0731-HM0703	1/8"	1.51"	2.56"	0.44"	0.25"	0.02
S0731-HM0705	3/16"	2.01"	3.19"	0.44"	0.25"	0.04

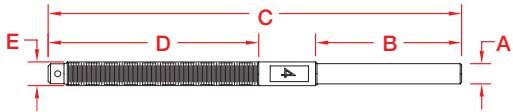
**NOTE:**  
**DESIGNED FOR HAND SWAGE USE ONLY. MAKE INSTALLATION PAINLESS, USING SUNCOR'S HAND SWAGE LINE OF FITTINGS. THREADS ARE "UNF".**

**CRIMP THE HAND SWAGE STUDS ONTO THE WIRE ROPE USING THE HAND SWAGER (PART # E0113-H600, PAGE 43). USE HAND SWAGER HOLE #1 ON 1/8" WIRE AND HOLE #2 ON 3/16" WIRE.**

**HAND SWAGE**

## STANDARD STUD - HAND SWAGE

UNF - 316 STAINLESS STEEL



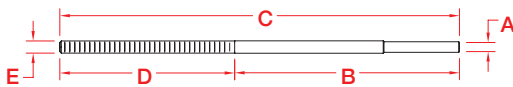
ITEM	A	B	C	D	E	WT
	(wire)				(thread)	(lb)
<b>RIGHT HAND</b>						
S0731-H0703	1/8"	1.51"	4.32"	2.20"	0.25"	0.04
S0731-H0705	3/16"	2.01"	4.94"	2.19"	0.25"	0.06
<b>LEFT HAND</b>						
S0732-H0703	1/8"	1.51"	4.32"	2.20"	0.25"	0.04
S0732-H0705	3/16"	2.01"	4.94"	2.19"	0.25"	0.06

**NOTE:**  
**DESIGNED FOR HAND SWAGE USE ONLY. MAKE INSTALLATION PAINLESS, USING SUNCOR'S HAND SWAGE LINE OF FITTINGS. THREADS ARE "UNF". CRIMP THE HAND SWAGE STUDS ONTO THE WIRE ROPE USING THE HAND SWAGER (PART # E0113-H600, PAGE 43). USE HAND SWAGER HOLE #1 ON 1/8" WIRE AND HOLE #2 ON 3/16" WIRE.**

**HAND SWAGE**

## EXTRA LONG STUD - HAND SWAGE

UNF - 316 STAINLESS STEEL



ITEM	A	B	C	D	E	WT
	(wire)				(thread)	(lb)
S0731-HL703	1/8"	4.50"	8.00"	3.50"	0.25"	0.09
S0731-HL705	3/16"	4.50"	8.00"	3.50"	0.25"	0.11

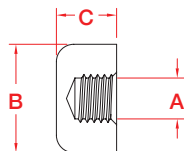
**NOTE:**  
**DESIGNED FOR HAND SWAGE USE ONLY. MAKE INSTALLATION PAINLESS, USING SUNCOR'S HAND SWAGE LINE OF FITTINGS. LONG STUD IS PERFECT FOR CABLE RAILING SYSTEMS WHERE "THROUGH POST" HARDWARE IS DESIRED FOR MINIMAL OBSTRUCTION.**

**THREADS ARE "UNF". CRIMP THE HAND SWAGE STUDS ONTO THE WIRE ROPE USING THE HAND SWAGER (PART # E0113-H600, PAGE 43). USE HAND SWAGER HOLE #1 ON 1/8" WIRE AND HOLE #2 ON 3/16" WIRE.**

**HAND SWAGE**

## STOP NUT

316 STAINLESS STEEL



ITEM	A	B	C	THREAD	WT
	(size)				(lb)
<b>UNC THREAD</b>					
S0724-UN07-R	1/4"	0.75"	0.40"	Right Hand	0.03
S0724-UN07-L	1/4"	0.75"	0.40"	Left Hand	0.03
<b>UNF THREAD</b>					
S0724-UF07-R	1/4"	0.75"	0.40"	Right Hand	0.03
S0724-UF07-L	1/4"	0.75"	0.40"	Left Hand	0.03

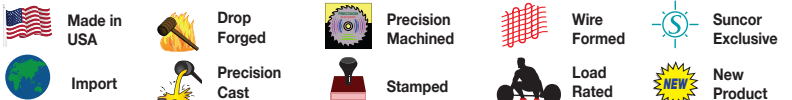
**NOTE:**  
**DESIGNED FOR USE WITH HAND SWAGE AND STANDARD STUDS. STOP NUT IS PERFECT FOR CABLE RAILING SYSTEMS WHERE "THROUGH POST" HARDWARE IS DESIRED FOR MINIMAL OBSTRUCTION. USE AT THE END OF SWAGE STUDS FOR A FINISHED LOOK.**

**HAND SWAGE**



ORDERS ONLY: 800-394-2222 (USA+CANADA)

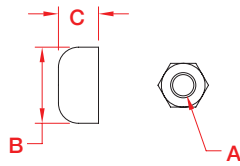

Key:



All logos, icons, images, measurements and descriptions are the sole property of Suncor Stainless, Inc. © 2020 Suncor Stainless, Inc.

## COVER NUT - SET

316 STAINLESS STEEL



### Cable Railing Hardware

Suncor Stainless offers a sleek design for architectural cable railing systems. Simply insert the long stud (S0731-HL Series, page 42) into a standard 4x4 post and affix the Cover Nut Set on the end and you're done! These items allow for a quick and easy installation and produce a unique alternative to a conventional railing system, featuring unobstructed views.



ITEM	A	B	C	THREAD	WT
	(size)				(lb)
<b>UNC THREAD</b>					
S0307-UN07-R	1/4"	0.75"	0.40"	Right Hand	0.04
S0307-UN07-L	1/4"	0.75"	0.40"	Left Hand	0.04
<b>UNF THREAD</b>					
S0307-UF07-R	1/4"	0.75"	0.40"	Right Hand	0.04
S0307-UF07-L	1/4"	0.75"	0.40"	Left Hand	0.04

**NOTE:**  
DESIGNED FOR USE WITH HAND SWAGE AND STANDARD STUDS. COVER NUT SET IS PERFECT FOR CABLE RAILING SYSTEMS WHERE "THROUGH POST" HARDWARE IS DESIRED FOR MINIMAL OBSTRUCTION. AFFIX TO END OF SWAGE STUD FOR A FINISHED LOOK.

### 3 Easy Installation Steps



**Step 1**  
Tighten nut to tension.



**Step 2**  
Cut thread flush with nut.

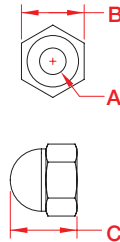


**Step 3**  
Install cap & you're done!

**HAND SWAGE**

## ACORN NUT - SET

316 STAINLESS STEEL




ITEM	A	B	C	THREAD	WT
	(size)				(lb)
<b>UNF THREAD</b>					
S0308-UF07-R	1/4"	0.44"	0.47"	Right Hand	0.02
S0308-UF07-L	1/4"	0.44"	0.47"	Left Hand	0.02

**NOTE:**  
DESIGNED FOR USE WITH 1/4" THREAD HAND SWAGE AND STANDARD STUDS.

**HAND SWAGE**

## "MINI" HAND SWAGER

\*FOR USE WITH HAND SWAGE STUD SERIES



ITEM	SIZE	SWAGES	WT
	(length)		(lb)
E0113-H001	12"	1/8" and 3/16"	1.70

**NOTE:**  
MAKE HAND SWAGING QUICK AND EASY USING SUNCOR'S "MINI" HAND SWAGER.

THE "MINI" HAND SWAGER CRIMPS THE HAND SWAGE STUDS ONTO THE WIRE ROPE. USE HOLE #1 ON 1/8" WIRE AND HOLE #2 ON 3/16" WIRE.

**HAND SWAGE**

## HAND SWAGER

\*FOR USE WITH HAND SWAGE STUD SERIES



ITEM	SIZE	SWAGES	WT
	(length)		(lb)
E0113-H600	24"	1/8", 5/32" and 3/16"	6.35

**NOTE:**  
MAKE HAND SWAGING QUICK AND EASY USING SUNCOR'S HAND SWAGER. HAND SWAGER CRIMPS THE HAND SWAGE STUDS ONTO THE WIRE ROPE. FOR COMPATIBLE PRODUCTS, SEE PAGE 39-42.

**HAND SWAGE**

LIMITED LIFETIME WARRANTY

SUNCOR STAINLESS®

TEL 508-732-9191 • FAX 508-732-9798 • ORDERS ONLY 800-394-2222

www.suncorstainless.com



SUNCOR STAINLESS, INC.

# QUICK ATTACH™

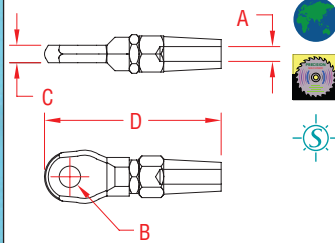


 **SUNCOR®**  
Stainless

## QUICK ATTACH™ EYE



**316 STAINLESS STEEL**



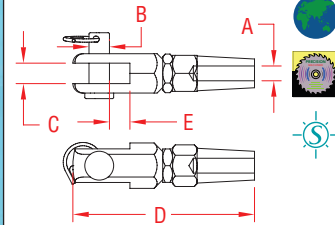
ITEM	A	B	C	D	WT
	(wire size)				(lb)
S0761-0003	1/8"	0.25"	0.23"	2.28"	0.10
S0761-0004	5/32"	0.33"	0.27"	2.68"	0.17
S0761-0005	3/16"	0.41"	0.31"	3.19"	0.23
S0761-0007	1/4"	0.50"	0.35"	3.82"	0.36
S0761-0009	5/16"	0.56"	0.41"	4.76"	0.60
S0761-0010	3/8"	0.64"	0.51"	5.23"	0.98
S0761-0013	1/2"	0.76"	0.59"	6.10"	1.50

**NOTE:**  
MECHANICAL SWAGE FITTING ALLOWS VERY FAST ATTACHMENT TO ANY TYPE OF CABLE (1X19, 7X19, OR 7X7) USING ONLY SIMPLE TOOLS. JAW AND EYE WILL FIT TOGETHER. WLL IS DETERMINED BY WLL OF WIRE USED.

## QUICK ATTACH™ JAW



**316 STAINLESS STEEL**



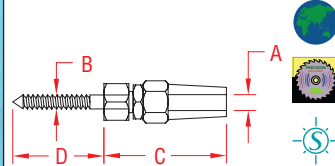
ITEM	A	B	C	D	E	WT
	(wire size)					(lb)
S0762-0003	1/8"	0.24"	0.23"	2.48"	0.23"	0.12
S0762-0004	5/32"	0.31"	0.31"	2.87"	0.31"	0.22
S0762-0005	3/16"	0.39"	0.39"	3.27"	0.39"	0.32
S0762-0007	1/4"	0.47"	0.47"	3.74"	0.47"	0.52
S0762-0009	5/16"	0.55"	0.55"	4.65"	0.55"	0.77
S0762-0010	3/8"	0.63"	0.63"	5.24"	0.63"	1.38
S0762-0013	1/2"	0.71"	0.74"	6.10"	0.74"	2.10

**NOTE:**  
MECHANICAL SWAGE FITTING ALLOWS VERY FAST ATTACHMENT TO ANY TYPE OF CABLE (1X19, 7X19, OR 7X7) USING ONLY SIMPLE TOOLS. JAW AND EYE WILL FIT TOGETHER. WLL IS DETERMINED BY WLL OF WIRE USED.

## QUICK ATTACH™ WOOD STUD



**316 STAINLESS STEEL**



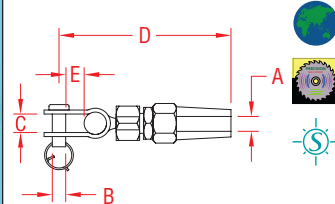
ITEM	A	B	C	D	WT
	(wire size)				(lb)
S0777-0703	1/8"	1/4"	1.46"	1.25"	0.11
S0777-0704	5/32"	1/4"	1.68"	1.25"	0.13
S0777-0905	3/16"	5/16"	2.02"	1.50"	0.24

**NOTE:**  
MECHANICAL SWAGE FITTING ALLOWS VERY FAST AND SIMPLE ATTACHMENT OF CABLE (1X19, 7X19, OR 7X7) TO WOOD USING ONLY SIMPLE TOOLS. WLL IS DETERMINED BY THE TYPE OF WOOD USED IN THE APPLICATION.

## QUICK ATTACH™ TOGGLE



**316 STAINLESS STEEL**



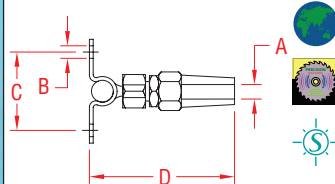
ITEM	A	B	C	D	E	WT
	(wire size)					(lb)
S0778-0703	1/8"	0.23"	0.35"	2.53"	0.45"	0.12
S0778-0704	5/32"	0.23"	0.35"	2.75"	0.45"	0.14
S0778-0904	5/32"	0.31"	0.45"	2.98"	0.60"	0.20
S0778-0905	3/16"	0.31"	0.45"	3.14"	0.60"	0.26
S0778-1007	1/4"	0.37"	0.56"	4.19"	0.75"	0.42
S0778-1309	5/16"	0.47"	0.70"	5.15"	0.72"	0.76

**NOTE:**  
MECHANICAL SWAGE FITTING ALLOWS SELF-ALIGNING FOR A MORE FLEXIBLE CONNECTION SUCH AS BOAT LIFELINES OR ARCHITECTURAL APPLICATIONS. VERY FAST AND SIMPLE ATTACHMENT TO CABLE (1X19, 7X19, OR 7X7). WLL IS DETERMINED BY WLL OF WIRE USED.

## QUICK ATTACH™ WALL TOGGLE



**316 STAINLESS STEEL**



ITEM	A	B	C	D	WT
	(wire size)		(fastener)		(lb)
S0779-0703	1/8"	1/4"	1.58"	2.00"	0.10
S0779-0704	5/32"	1/4"	1.58"	2.25"	0.12
S0779-0905	3/16"	5/16"	2.00"	2.75"	0.22
S0779-1007	1/4"	3/8"	2.00"	3.50"	0.35

**NOTE:**  
MECHANICAL SWAGE FITTING ALLOWS ATTACHMENT TO A FLAT SURFACE WITH ALIGNMENT THROUGH 160° +/- . VERY FAST AND SIMPLE ATTACHMENT TO CABLE (1X19, 7X19, OR 7X7). WLL IS DETERMINED BY WLL OF WIRE USED.  
REFERENCE "FASTENER MATCHING CHART" (PAGE 164) FOR COMPATIBLE FASTENERS.

**LIMITED LIFETIME WARRANTY**

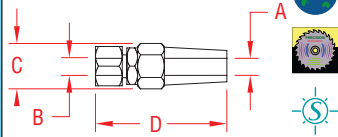
**SUNCOR STAINLESS®**

TEL 508-732-9191 • FAX 508-732-9798 • ORDERS ONLY 800-394-2222

www.suncorstainless.com

## QUICK ATTACH™ RECEIVER

316 STAINLESS STEEL

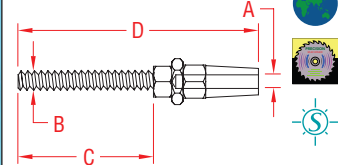


ITEM	A (wire size)	B (thread)	C	D	WT (lb)
S0770-0703	1/8"	1/4"	0.54"	1.46"	0.07
S0770-0704	5/32"	1/4"	0.63"	1.68"	0.12
S0770-0905	3/16"	5/16"	0.75"	2.02"	0.18
S0770-1007	1/4"	3/8"	0.84"	2.50"	0.28
S0770-1610	3/8"	5/8"	1.06"	3.62"	0.60
S0770-2013	1/2"	3/4"	1.25"	4.32"	0.96

**NOTE:**  
MECHANICAL SWAGE FITTING ALLOWS VERY FAST AND SIMPLE ATTACHMENT USING A BOLT OR STUD THROUGH A PLATE. WLL IS DETERMINED BY WLL OF WIRE USED. FOR USE WITH BOLTS OR SIMILAR FASTENERS.

## QUICK ATTACH™ STUD

316 STAINLESS STEEL



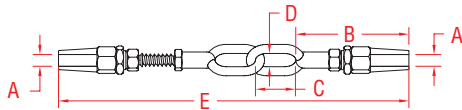
ITEM	A (wire size)	B (thread)	C	D	WT (lb)
<b>UNF RIGHT HAND</b>					
S0771-0703	1/8"	1/4"	1.85"	3.35"	0.11
S0771-0704	5/32"	1/4"	1.85"	3.62"	0.13
S0771-0904	5/32"	5/16"	2.25"	4.00"	0.15
S0771-0905	3/16"	5/16"	2.25"	4.37"	0.21
S0771-1005	3/16"	3/8"	2.48"	4.60"	0.23
S0771-1007	1/4"	3/8"	2.48"	5.04"	0.33
S0771-1307	1/4"	1/2"	3.15"	5.70"	0.39
S0771-1309	5/16"	1/2"	3.15"	6.38"	0.63
S0771-1609	5/16"	5/8"	3.94"	7.17"	0.75
S0771-1610	3/8"	5/8"	3.94"	7.40"	0.95
S0771-2013	1/2"	3/4"	4.82"	9.18"	1.64
<b>UNF LEFT HAND</b>					
S0772-0703	1/8"	1/4"	1.85"	3.35"	0.11
S0772-0704	5/32"	1/4"	1.85"	3.62"	0.13
S0772-0904	5/32"	5/16"	2.25"	4.00"	0.15
S0772-0905	3/16"	5/16"	2.25"	4.37"	0.21
S0772-1005	3/16"	3/8"	2.48"	4.60"	0.23
S0772-1007	1/4"	3/8"	2.48"	5.04"	0.33
S0772-1307	1/4"	1/2"	3.15"	5.70"	0.39
S0772-1309	5/16"	1/2"	3.15"	6.38"	0.63
S0772-1609	5/16"	5/8"	3.94"	7.17"	0.75
S0772-1610	3/8"	5/8"	3.94"	7.40"	0.95
S0772-2013	1/2"	3/4"	4.82"	9.18"	1.64

**NOTE:**  
MECHANICAL SWAGE FITTING ALLOWS VERY FAST AND SIMPLE ATTACHMENT TO CABLE (1X19, 7X19, OR 7X7) USING ONLY SIMPLE TOOLS. WLL IS DETERMINED BY WLL OF WIRE USED.

ITEM	A (wire size)	B (thread)	C	D	WT (lb)
<b>METRIC RIGHT HAND</b>					
S0775-0603	3 mm	6 mm	47 mm	85 mm	0.11
S0775-0604	4 mm	6 mm	47 mm	92 mm	0.13
S0775-0804	4 mm	8 mm	57 mm	102 mm	0.15
S0775-0805	5 mm	8 mm	57 mm	111 mm	0.21
S0775-1005	5 mm	10 mm	63 mm	117 mm	0.23
S0775-1006	6 mm	10 mm	63 mm	128 mm	0.33
S0775-1206	6 mm	12 mm	80 mm	145 mm	0.39
S0775-1208	8 mm	12 mm	80 mm	162 mm	0.63
S0775-1608	8 mm	16 mm	100 mm	182 mm	0.75
S0775-1610	10 mm	16 mm	100 mm	188 mm	0.95
S0775-2012	12 mm	20 mm	120 mm	222 mm	1.45

## QUICK ATTACH™ GATE EYES

316 STAINLESS STEEL

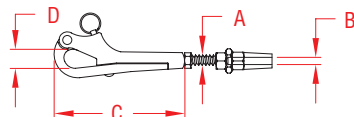


ITEM	A (wire)	B	C	D	E (overall length)	WT (lb)
<b>GATE EYE</b>						
S0776-1905	3/16"	4.07"	1.05"	0.59"	5.35"	0.25
<b>DOUBLE GATE EYE</b>						
S0776-2905	3/16"	2.92"	1.05"	0.59"	9.10"	0.45

**NOTE:**  
RIG A LIFELINE IN MINUTES. SUNCOR LIFELINE SYSTEMS UTILIZE OUR QUICK ATTACH™ SWAGELESS FITTINGS. USE GATE EYES WHERE A GATE IS NEEDED. REFER TO PAGE 48 FOR MORE INFORMATION ON THIS PRODUCT AND SUNCOR'S LIFELINE KITS.

## PELICAN HOOK W/ QUICK ATTACH™

316 STAINLESS STEEL

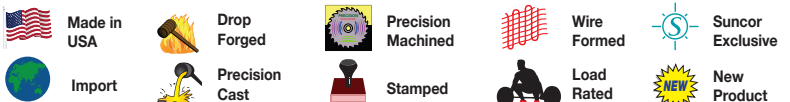


ITEM	A (thread)	B (wire)	C	D	WT (lb)
S0162-QA07	1/4"	1/8"	2.96"	0.50"	0.22
S0162-QA08	5/16"	3/16"	3.87"	0.64"	0.44
S0162-QA13	1/2"	1/4"	6.00"	1.00"	1.30

**NOTE:**  
ALL THREADS ARE RIGHT HAND "UNF". S0771-SERIES QUICK ATTACH™ STUDS ARE USED FOR THIS ASSEMBLY. INFORMATION REGARDING THE S0771-SERIES CAN BE FOUND ABOVE.



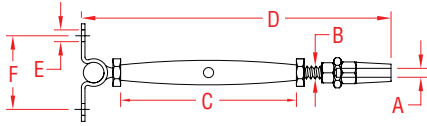
Key:



ORDERS ONLY: 800-394-2222 (USA+CANADA)



## QA™ STUD & WALL MOUNT 316 STAINLESS STEEL

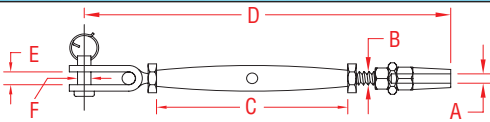


ITEM	A (wire size)	B (thread)	C	D	E	F	WT (lb)
S0766-0703	1/8"	1/4"	4.20"	6.75"	0.25"	1.58"	0.25
S0766-0704	5/32"	1/4"	4.20"	6.75"	0.25"	1.58"	0.27
S0766-0905	3/16"	5/16"	4.40"	7.30"	0.31"	2.00"	0.50
S0766-1007	1/4"	3/8"	4.90"	8.00"	0.38"	2.00"	0.74

**NOTE:**  
MECHANICAL SWAGE FITTING ALLOWS VERY FAST ATTACHMENT TO ANY TYPE OF CABLE (1X19, 7X19, OR 7X7) USING ONLY SIMPLE TOOLS. WLL IS DETERMINED BY WLL OF WIRE USED.

**REFERENCE "FASTENER MATCHING CHART" (PAGE 164) FOR COMPATIBLE FASTENERS.**

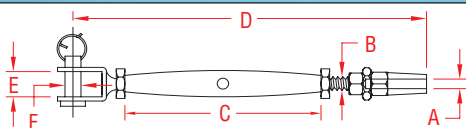
## QA™ STUD & TOGGLE 316 STAINLESS STEEL



ITEM	A (wire size)	B (thread)	C	D	E	F	WT (lb)
S0764-0703	1/8"	1/4"	4.20"	7.25"	0.35"	0.23"	0.25
S0764-0704	5/32"	1/4"	4.20"	7.50"	0.35"	0.23"	0.27
S0764-0904	5/32"	5/16"	4.40"	8.00"	0.40"	0.31"	0.44
S0764-0905	3/16"	5/16"	4.40"	8.31"	0.40"	0.31"	0.50
S0764-1005	3/16"	3/8"	4.90"	9.25"	0.56"	0.37"	0.64
S0764-1007	1/4"	3/8"	4.90"	9.75"	0.56"	0.37"	0.74
S0764-1307	1/4"	1/2"	5.98"	11.00"	0.63"	0.48"	1.30
S0764-1309	5/16"	1/2"	5.98"	12.25"	0.63"	0.48"	1.54
S0764-1609	5/16"	5/8"	7.66"	15.00"	0.80"	0.63"	2.75
S0764-1610	3/8"	5/8"	7.66"	15.75"	0.80"	0.63"	2.95

**NOTE:** MECHANICAL SWAGE FITTING ALLOWS VERY FAST ATTACHMENT TO ANY TYPE OF CABLE (1X19, 7X19, OR 7X7) USING ONLY SIMPLE TOOLS. WLL IS DETERMINED BY WLL OF WIRE USED.

## QUICK ATTACH™ STUD & JAW 316 STAINLESS STEEL



ITEM	A (wire size)	B (thread)	C	D	E	F	WT (lb)
S0765-0703	1/8"	1/4"	4.20"	7.00"	0.36"	0.23"	0.24
S0765-0704	5/32"	1/4"	4.20"	7.25"	0.36"	0.23"	0.26
S0765-0904	5/32"	5/16"	4.40"	7.52"	0.38"	0.31"	0.36
S0765-0905	3/16"	5/16"	4.40"	7.84"	0.38"	0.31"	0.42
S0765-1005	3/16"	3/8"	4.90"	8.86"	0.49"	0.37"	0.60
S0765-1007	1/4"	3/8"	4.90"	9.25"	0.49"	0.37"	0.71
S0765-1307	1/4"	1/2"	5.98"	10.81"	0.62"	0.48"	1.16
S0765-1309	5/16"	1/2"	5.98"	11.42"	0.62"	0.48"	1.36
S0765-1610	3/8"	5/8"	7.66"	14.51"	0.77"	0.63"	2.50

**NOTE:**  
MECHANICAL SWAGE FITTING ALLOWS VERY FAST ATTACHMENT TO ANY TYPE OF CABLE (1X19, 7X19, OR 7X7) USING ONLY SIMPLE TOOLS. WLL IS DETERMINED BY WLL OF WIRE USED.

## QUICK ATTACH™ WEDGE KIT



ITEM	A (wire size)	WT (lb)
P0760-W003-C	1/8"	0.03
P0760-W004-C	5/32"	0.03
P0760-W005-C	3/16"	0.04
P0760-W007-C	1/4"	0.05
P0760-W009-C	5/16"	0.08
P0760-W010-C	3/8"	0.11
P0760-W013-C	1/2"	0.13

**NOTE:**  
NOW YOU CAN REUSE YOUR QUICK ATTACH™ TURNBUCKLES AND HARDWARE WITH THIS LOW COST REPLACEMENT WEDGE KIT. IT FEATURES A BRONZE WASHER, 3-PART WEDGE AND WEDGE BAND. FOR USE WITH ALL SUNCOR QUICK ATTACH™ FITTINGS.

### Why Would You Want to Use Mechanical Fittings?

The advantage of Quick Attach™ over conventional fittings is the arrangement of the wedges on the outside of the cable which makes assembly much easier and allows different types of wire to be used with the same fitting.

Quick Attach™ fittings are ideal for repair of rigging without swaging and for many other industrial, or architectural uses where the exact length of the cable cannot be determined beforehand or where assembly needs to take place on-site. NOT FOR USE ON STANDING RIGGING ON BOATS.

**LIMITED LIFETIME  
WARRANTY**

**SUNCOR STAINLESS®**

TEL 508-732-9191 • FAX 508-732-9798 • ORDERS ONLY 800-394-2222

www.suncorstainless.com

# QUICK ATTACH™



## QUICK ATTACH™ LIFELINE KITS

Do It Yourself! Rig a Lifeline in Minutes using Simple Hand Tools



Compact Carrying Case

**3 EASY INSTALLATION STEPS**  
COMPLETE INSTRUCTIONS IN EACH KIT

**1** Disassemble

**2** Attach

**3** Lock

### QUICK ATTACH™ LIFELINE KIT W/ GATE DESIGNED FOR USE WITH 3/16" WIRE ROPE



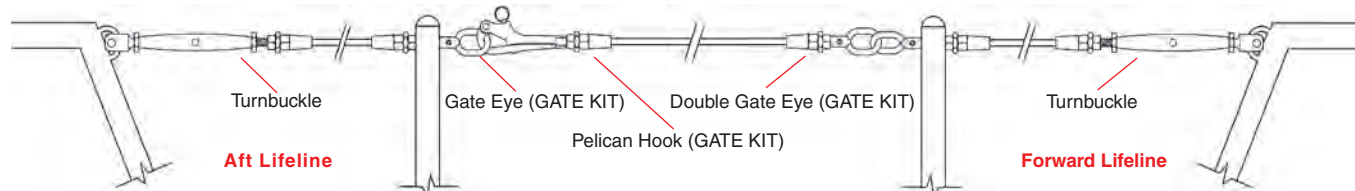
**CLOSED BODY TURNBUCKLES 316 STAINLESS STEEL**

**KIT INCLUDES:**

- 1 - QA Gate Eye
- 1 - QA Joined Gate Eye
- 2 - QA Closed Body Turnbuckles w/ Toggles
- 1 - QA Pelican Hook

ITEM	SIZE	ADJUSTMENT	WT
(QA turnbuckle)			(lb)
<b>LIFELINE KIT W/ GATE</b>			
C0747-LK01-X	3/16"	3.75"	3.08

**NOTE:**  
RIG A LIFELINE IN MINUTES, USING QUICK ATTACH™ TURNBUCKLES. MECHANICAL SWAGE FITTINGS OFFER SEAMLESS RESULTS, USING ONLY SIMPLE HAND TOOLS. THE QUICK ATTACH™ TURNBUCKLE WITH TOGGLE PROVIDES A SAFE AND SECURE ALTERNATIVE TO OPEN BODY FITTINGS AND ALLOWS FOR EASY TENSIONING.



### QUICK ATTACH™ LIFELINE KIT W/O GATE DESIGNED FOR USE WITH 3/16" WIRE ROPE



**CLOSED BODY TURNBUCKLE - 316 STAINLESS STEEL**

**KIT INCLUDES:**

- 1 - QA Toggle
- 1 - QA Closed Body Turnbuckle w/ Toggle

ITEM	SIZE	ADJUSTMENT	WT
(QA turnbuckle)			(lb)
<b>LIFELINE KIT W/O GATE</b>			
C0747-LK03-X	3/16"	3.75"	1.66

**NOTE:**  
RIG A LIFELINE IN MINUTES, USING QUICK ATTACH™ TURNBUCKLES. MECHANICAL SWAGE FITTINGS OFFER SEAMLESS RESULTS, USING ONLY SIMPLE HAND TOOLS. THE QUICK ATTACH™ TURNBUCKLE WITH TOGGLE PROVIDES A SAFE AND SECURE ALTERNATIVE TO OPEN BODY FITTINGS AND ALLOWS FOR EASY TENSIONING.



### STAINLESS WIRE ROPE SOLD SEPARATELY AND OFFERED IN A VARIETY OF LENGTHS



ITEM	WIRE	PVC	LENGTH	WLL	BL	WT
		(diameter)			(lb)	(lb)
		(diameter)				(lb)
<b>WHITE PVC COATED - 7X7 STRAND</b>						
S0708-0508-30-C	3/16"	5/16"	30 FT.	620	3,100	2.70
S0708-0508-40-C	3/16"	5/16"	40 FT.	620	3,100	3.60
S0708-0508-50-C	3/16"	5/16"	50 FT.	620	3,100	4.50
<b>UNCOATED - 1X19 STRAND</b>						
S0701-0005-30-C	3/16"	N/A	30 FT.	840	4,200	2.40
S0701-0005-40-C	3/16"	N/A	40 FT.	840	4,200	3.20
S0701-0005-50-C	3/16"	N/A	50 FT.	840	4,200	4.00

**NOTE:**  
FOR USE WITH QUICK ATTACH™ LIFELINE KITS. WIRE ROPE IS AVAILABLE IN A 1X19 CONSTRUCTION OR PVC COATED 7X7 WIRE IN WHITE. 1X19 WIRE IS LEFT HAND LAY. 7X7 PVC COATED WIRE IS RIGHT HAND LAY.



**Key:**

- Made in USA
- Drop Forged
- Precision Machined
- Wire Formed
- Suncor Exclusive
- Import
- Precision Cast
- Stamped
- Load Rated
- New Product

ORDERS ONLY: 800-394-2222 (USA+CANADA)

All logos, icons, images, measurements and descriptions are the sole property of Suncor Stainless, Inc. © 2020 Suncor Stainless, Inc.



SUNCOR STAINLESS, INC

# WIRE ROPE

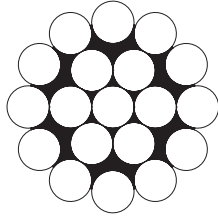



[www.suncorstainless.com](http://www.suncorstainless.com)



## WIRE ROPE 1 X 19

316 STAINLESS STEEL

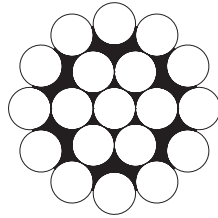



ITEM	SIZE	SPOOL	WLL	BL	WT
S0701-0001	1/16"	CUTS	(lb) 110	(minimum lb) 550	(lb) 1.00*
S0701-0001-5	1/16"	5000 FT.	110	550	44.00
S0701-0002	3/32"	CUTS	200	1,000	2.00*
S0701-0002-5	3/32"	5000 FT.	200	1,000	105.00
S0701-0003	1/8"	CUTS	360	1,800	4.00*
S0701-0003-5	1/8"	5000 FT.	360	1,800	184.00
S0701-0004	5/32"	CUTS	580	2,900	6.00*
S0701-0004-5	5/32"	5000 FT.	580	2,900	289.00
S0701-0005	3/16"	CUTS	840	4,200	8.00*
S0701-0005-5	3/16"	5000 FT.	840	4,200	403.00
S0701-0006	7/32"	CUTS	1,080	5,400	10.00*
S0701-0006-1	7/32"	1000 FT.	1,080	5,400	111.00
S0701-0006-3	7/32"	2500 FT.	1,080	5,400	278.00
S0701-0007	1/4"	CUTS	1,420	7,100	14.00*
S0701-0007-3	1/4"	2500 FT.	1,420	7,100	360.00
S0701-0008	9/32"	CUTS	1,840	9,200	17.00*
S0701-0008-1	9/32"	1000 FT.	1,840	9,200	183.00
S0701-0008-3	9/32"	2500 FT.	1,840	9,200	458.00
S0701-0009	5/16"	CUTS	2,200	11,000	21.00*
S0701-0009-1	5/16"	1000 FT.	2,200	11,000	227.00
S0701-0009-3	5/16"	2500 FT.	2,200	11,000	567.00
S0701-0010	3/8"	CUTS	3,200	16,000	30.00*
S0701-0010-3	3/8"	2500 FT.	3,200	16,000	781.00
S0701-0013	1/2"	CUTS	3,800	19,000	44.00*

**NOTE: CAN BE SUPPLIED IN A SPOOL OF THE LENGTH SHOWN OR CAN BE CUT TO YOUR REQUEST (IN FEET). ALL 1X19 WIRE IS LEFT HAND LAY.**  
 \* = WEIGHT PER 100' IN POUNDS, WITHOUT REEL.  
 SPOOL WEIGHT INCLUDES REEL.

## WIRE ROPE 1 X 19

304 STAINLESS STEEL





ITEM	SIZE	SPOOL	WLL	BL	WT
S0702-0003	1/8"	CUTS	(lb) 420	(minimum lb) 2,100	(lb) 4.00*
S0702-0003-5	1/8"	5000 FT.	420	2,100	183.00
S0702-0004	5/32"	CUTS	640	3,200	6.00*
S0702-0004-1	5/32"	1000 FT.	640	3,200	58.00
S0702-0004-5	5/32"	5000 FT.	640	3,200	288.00
S0702-0005	3/16"	CUTS	940	4,700	8.00*
S0702-0005-1	3/16"	1000 FT.	940	4,700	81.00
S0702-0005-5	3/16"	5000 FT.	940	4,700	405.00
S0702-0007	1/4"	CUTS	1,700	8,500	14.00*
S0702-0007-1	1/4"	1000 FT.	1,700	8,500	143.00
S0702-0007-3	1/4"	2500 FT.	1,700	8,500	358.00

**NOTE: \* = WEIGHT PER 100' IN POUNDS, WITHOUT REEL.**

## WIRE ROPE 7 X 19

316 STAINLESS STEEL



ITEM	SIZE	SPOOL	WLL	BL	WT
S0703-0002	3/32"	CUTS	(lb) 160	(minimum lb) 800	(lb) 2.00*
S0703-0002-5	3/32"	5000 FT.	160	800	84.00
S0703-0003	1/8"	CUTS	320	1,600	3.00*
S0703-0003-5	1/8"	5000 FT.	320	1,600	152.00
S0703-0004	5/32"	CUTS	460	2,300	5.00*
S0703-0004-5	5/32"	5000 FT.	460	2,300	235.00
S0703-0005	3/16"	CUTS	680	3,400	7.00*
S0703-0005-5	3/16"	5000 FT.	680	3,400	340.00
S0703-0006	7/32"	CUTS	900	4,500	9.00*
S0703-0006-5	7/32"	5000 FT.	900	4,500	449.00
S0703-0007	1/4"	CUTS	1,160	5,800	11.00*
S0703-0007-5	1/4"	5000 FT.	1,160	5,800	574.00
S0703-0008	9/32"	CUTS	1,360	6,800	14.00*
S0703-0008-05	9/32"	500 FT.	1,360	6,800	73.00
S0703-0008-3	9/32"	2500 FT.	1,360	6,800	363.00
S0703-0009	5/16"	CUTS	1,580	7,900	17.00*
S0703-0009-3	5/16"	2500 FT.	1,580	7,900	453.00
S0703-0010	3/8"	CUTS	2,200	11,000	24.00*
S0703-0010-3	3/8"	2500 FT.	2,200	11,000	636.00
S0703-0013	1/2"	CUTS	3,800	19,000	44.00*
S0703-0013-1	1/2"	1000 FT.	3,800	19,000	464.00

**NOTE: CAN BE SUPPLIED IN A SPOOL OF THE LENGTH SHOWN OR CAN BE CUT TO YOUR REQUEST (IN FEET).**

\* = WEIGHT PER 100' IN POUNDS, WITHOUT REEL.  
 SPOOL WEIGHT INCLUDES REEL.



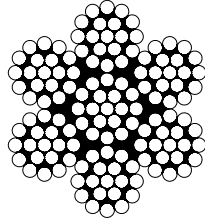

ORDERS ONLY: 800-394-2222 (USA+CANADA)

Key:

Made in USA	Drop Forged	Precision Machined	Wire Formed	Suncor Exclusive
Import	Precision Cast	Stamped	Load Rated	New Product

## WIRE ROPE 7 x 19

304 STAINLESS STEEL

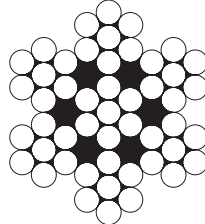



ITEM	SIZE	SPOOL	WLL	BL	WT
			(lb)	(minimum lb)	(lb)
S0704-0002	3/32"	CUTS	180	900	2.00*
S0704-0003	1/8"	CUTS	360	1,800	3.00*
S0704-0003-5	1/8"	5000 FT.	360	1,800	152.00
S0704-0004	5/32"	CUTS	520	2,600	5.00*
S0704-0004-5	5/32"	5000 FT.	520	2,600	235.00
S0704-0005	3/16"	CUTS	760	3,800	7.00*
S0704-0005-5	3/16"	5000 FT.	760	3,800	340.00
S0704-0006	7/32"	CUTS	1,000	5,000	9.00*
S0704-0007	1/4"	CUTS	1,300	6,500	11.00*
S0704-0007-5	1/4"	5000 FT.	1,300	6,500	574.00
S0704-0009	5/16"	CUTS	1,800	9,000	17.00*
S0704-0009-1	5/16"	1000 FT.	1,800	9,000	181.00
S0704-0009-5	5/16"	5000 FT.	1,800	9,000	906.00
S0704-0010	3/8"	CUTS	2,500	12,500	24.00*
S0704-0010-5	3/8"	5000 FT.	2,500	12,500	1,272.00

**NOTE:**  
**CAN BE SUPPLIED ON A SPOOL OR CUT TO YOUR REQUEST (IN FEET).**  
**\* = WEIGHT PER 100' IN POUNDS, WITHOUT REEL.**

## WIRE ROPE 7 x 7

316 STAINLESS STEEL

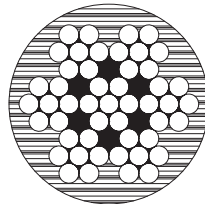



ITEM	SIZE	SPOOL	WLL	BL	WT
			(lb)	(minimum lb)	(lb)
S0705-0001	1/16"	CUTS	80	400	1.00*
S0705-0001-5	1/16"	5000 FT.	80	400	54.00
S0705-0002	3/32"	CUTS	140	700	2.00*
S0705-0002-5	3/32"	5000 FT.	140	700	82.00
S0705-0003	1/8"	CUTS	272	1,360	3.00*
S0705-0003-5	1/8"	5000 FT.	272	1,360	160.00
S0705-0004	5/32"	CUTS	440	2,200	4.00*
S0705-0004-5	5/32"	5000 FT.	440	2,200	235.00
S0705-0005	3/16"	CUTS	620	3,100	6.00*
S0705-0005-5	3/16"	5000 FT.	620	3,100	340.00
S0705-0007	1/4"	CUTS	1,040	5,200	11.00*
S0705-0007-5	1/4"	5000 FT.	1,040	5,200	560.00

**NOTE:**  
**CAN BE SUPPLIED ON A SPOOL OR CUT TO YOUR REQUEST (IN FEET).**  
**\* = WEIGHT PER 100' IN POUNDS, WITHOUT REEL.**

## PVC COATED WIRE ROPE 7 X 7

316 STAINLESS STEEL



ITEM	SIZE	PVC	SPOOL	WLL	BL	WT
				(lb)	(minimum lb)	(lb)
<b>WHITE</b>						
S0708-0103	1/16"	1/8"	CUTS	80	400	1.00*
S0708-0103-1	1/16"	1/8"	1000 FT.	80	400	13.00
S0708-0205	3/32"	3/16"	CUTS	180	900	3.00*
S0708-0205-1	3/32"	3/16"	1000 FT.	180	900	29.00
S0708-0305	1/8"	3/16"	CUTS	300	1,500	4.00*
S0708-0305-1	1/8"	3/16"	1000 FT.	300	1,500	40.00
S0708-0307	1/8"	1/4"	CUTS	300	1,500	5.00*
S0708-0307-1	1/8"	1/4"	1000 FT.	300	1,500	54.00
S0708-0407	5/32"	1/4"	CUTS	440	2,200	7.00*
S0708-0407-1	5/32"	1/4"	1000 FT.	440	2,200	73.50
S0708-0508	3/16"	5/16"	CUTS	620	3,100	9.00*
S0708-0508-1	3/16"	5/16"	1000 FT.	620	3,100	100.00
S0708-0708	1/4"	5/16"	CUTS	1,040	5,200	12.00*
S0708-0708-1	1/4"	5/16"	1000 FT.	1,040	5,200	132.00

<b>BLACK</b>						
S0709-0103	1/16"	1/8"	CUTS	80	400	1.00*
S0709-0103-1	1/16"	1/8"	1000 FT.	80	400	13.00
S0709-0205	3/32"	3/16"	CUTS	180	900	3.00*
S0709-0205-1	3/32"	3/16"	1000 FT.	180	900	29.00
S0709-0305	1/8"	3/16"	CUTS	300	1,500	4.00*
S0709-0305-1	1/8"	3/16"	1000 FT.	300	1,500	40.00
S0709-0307	1/8"	1/4"	CUTS	300	1,500	5.00*
S0709-0307-1	1/8"	1/4"	1000 FT.	300	1,500	54.00
S0709-0407	5/32"	1/4"	CUTS	440	2,200	7.00*
S0709-0407-1	5/32"	1/4"	1000 FT.	440	2,200	73.50
S0709-0508	3/16"	5/16"	CUTS	620	3,100	9.00*
S0709-0508-1	3/16"	5/16"	1000 FT.	620	3,100	100.00
S0709-0708	1/4"	5/16"	CUTS	1,040	5,200	12.00*
S0709-0708-1	1/4"	5/16"	1000 FT.	1,040	5,200	132.00

**NOTE: WIRE IS RIGHT HAND LAY IWRC PVC COATED WHITE OR BLACK. OIL FREE AND POLISHED. MOUNTED ON WOODEN OR PLASTIC REELS.**  
**\* = WEIGHT PER 100' IN POUNDS, WITHOUT REEL.**  
**SPOOL WEIGHT INCLUDES REEL.**

**LIMITED LIFETIME WARRANTY**

**SUNCOR STAINLESS®**

TEL 508-732-9191 • FAX 508-732-9798 • ORDERS ONLY 800-394-2222

www.suncorstainless.com



SUNCOR STAINLESS, INC.


# TOOLS



 **SUNCOR<sup>®</sup>**  
Stainless



**HAND SWAGER**




ITEM	SIZE (length)	SWAGES	WT (lb)
E0113-0350	14"	1/16" - 1/8"	2.55
E0113-0600	24"	1/16" - 3/16"	6.35
E0113-0700	30"	5/32"-1/4"-5/16"	9.80



**NOTE:**  
FOR USE ON ALUMINUM, COPPER,  
AND ZINC PLATED COPPER OVAL  
AND STOP SLEEVES ONLY. SWAGERS  
HAVE WIRE CUTTER BUILT-IN  
(EXCLUDING E0113-0700).

FOR COMPATIBLE PRODUCTS, SEE PAGE 37-38.

**BENCH SWAGER**




ITEM	SIZE (length)	SWAGES	WT (lb)
E0115-0600	21"	1/16" - 3/16"	11.84



**NOTE:**  
SWAGER HAS WIRE CUTTER BUILT IN.  
FOR USE ON ALUMINUM, COPPER,  
AND ZINC PLATED COPPER OVAL  
AND STOP SLEEVES ONLY.

**"MINI" HAND SWAGER**

\*FOR USE WITH HAND SWAGE STUD SERIES



ITEM	SIZE (length)	SWAGES	WT (lb)
E0113-H001	12"	1/8" and 3/16"	1.70

**NOTE:**  
MAKE HAND SWAGING QUICK AND EASY USING SUNCOR'S  
"MINI" HAND SWAGER.

THE "MINI" HAND SWAGER CRIMPS THE HAND SWAGE STUDS  
ONTO THE WIRE ROPE. USE HOLE #1 ON 1/8" WIRE  
AND HOLE #2 ON 3/16" WIRE.

**HAND SWAGE**

**HAND SWAGER**

\*FOR USE WITH HAND SWAGE STUD SERIES



ITEM	SIZE (length)	SWAGES	WT (lb)
E0113-H600	24"	1/8", 5/32" and 3/16"	6.35


**NOTE:**  
MAKE HAND SWAGING QUICK AND EASY USING SUNCOR'S HAND SWAGER.  
HAND SWAGER CRIMPS THE HAND SWAGE STUDS ONTO THE WIRE ROPE.  
FOR COMPATIBLE PRODUCTS, SEE PAGE 39-42.

**HAND SWAGE**

**BOLT AND CHAIN CUTTER**



ITEM	SIZE (length)	CUTS TO	WT (lb)
E0112-BC03	12"	3/16"	1.76
E0112-BC04	18"	1/4"	3.52
E0112-BC06	24"	3/8"	5.94
E0112-BC07	30"	1/2"	9.02
E0112-BC09	36"	5/8"	13.86



**LIMITED LIFETIME  
WARRANTY**

**SUNCOR STAINLESS®**

TEL 508-732-9191 • FAX 508-732-9798 • ORDERS ONLY 800-394-2222

www.suncorstainless.com


## WIRE ROPE CUTTER



ITEM	SIZE (length)	CUTS TO	WT (lb)
E0111-WR06	14"	3/16"	2.10
E0111-WR10	24"	1/4"	5.25
E0111-WR16	36"	3/8"	12.50
E0111-WR20	42"	5/8"	19.00



## RAILEASY™ CABLE CUTTER



ITEM	WT (lb)
<b>HEAVY-DUTY</b> C0989-00HD	0.75

**NOTE:**  
HARDENED HEAT TREATED BLADES CUT  
5/32" CABLE CLEANLY AND QUICKLY.



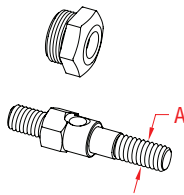
## RIVET NUT INSTALLATION TOOL



ITEM	LENGTH	WT (lb)
S0380-0000	16"	7.15

**NOTE:**  
TO BE USED WITH THE RIVET NUTS IN THE THREADED SECTION, PAGE 94.  
TOOL INCLUDES 14 MANDRELS (METRIC AND IMPERIAL AND LEFT HAND  
AND RIGHT HAND THREAD), WRENCH, STORAGE CASE AND INSTALLATION  
INSTRUCTIONS. FEATURES SCALE IDENTIFICATION, ADJUSTABLE STROKE  
AND COMFORTABLE HAND GRIPS. SEE MANDRELS BELOW.

## MANDRELS



ITEM	A	THREAD	WT (lb)
<b>UNC</b>			
S0380-U005	3/16" 10-24 RH	Right Hand	0.07
S0380-UL07	1/4"-20 LH	Left Hand	0.08
S0380-U007	1/4"-20 RH	Right Hand	0.08
S0380-U008	5/16"-18 RH	Right Hand	0.08
S0380-U010	3/8"-16 RH	Right Hand	0.09
<b>UNF</b>			
S0380-F007	1/4"-28 RH	Right Hand	0.08
S0380-FL07	1/4"-28 LH	Left Hand	0.08
<b>METRIC</b>			
S0380-M003	M3 x .5	Right Hand	0.07
S0380-M004	M4 x .7	Right Hand	0.07
S0380-M005	M5 x .8	Right Hand	0.07
S0380-M006	M6 x 1.0	Right Hand	0.07
S0380-M008	M8 x 1.25	Right Hand	0.08
S0380-M010	M10 x 1.5	Right Hand	0.10
S0380-M012	M12 x 1.75	Right Hand	0.11

Rivet Nut Inserts, page 94



**NOTE:**  
TO BE USED WITH THE RIVET NUT  
INSTALLATION TOOL ABOVE.



ORDERS ONLY: 800-394-2222  
(USA+CANADA)

Key:



Made in USA



Drop Forged



Precision Machined



Wire Formed



Suncor Exclusive



Import



Precision Cast



Stamped



Load Rated



New Product

## SCREWDRIVER BITS - PHILLIPS



ITEM	SIZE	LENGTH	QTY	WT
				(lb)
<b>410 STAINLESS STEEL</b>				
E0101-PH02-C-2	#2	1" (25mm)	2	0.04
E0101-PHL2-C-2	#2	2" (50mm)	2	0.06
E0101-PH03-C-2	#3	1" (25mm)	2	0.04
E0101-PHL3-C-2	#3	2" (50mm)	2	0.07
<b>NOTE:</b>				
<b>USING STAINLESS DRIVER BITS PREVENTS CONTAMINATION OF STAINLESS SCREW HEADS. USING TYPICAL STEEL BITS CAN CAUSE STAINLESS FASTENERS TO STAIN, IF STRIPPING OCCURS DURING INSTALLATION.</b>				
<b>PART NUMBERS SHOWN ARE FOR 2 PACKS. HOWEVER, BULK ORDERS ARE AVAILABLE UPON REQUEST.</b>				

## PASSIVATING FLUID



ITEM	SIZE	WT
		(fl.oz.)
		(lb)
E0100-0000	22	1.60
<b>NOTE:</b>		
<b>READY TO USE PASSIVATING/CLEANER. FLUID CONSISTS OF CITRIC ACID. THERE ARE NO HAZARDOUS INGREDIENTS. USE PASSIVATING SPRAY ON STAINLESS HARDWARE BEFORE EXPOSURE TO THE ELEMENTS. SPRAY BRINGS THE NICKEL CONTENT IN STAINLESS TO THE SURFACE PREVENTING DISCOLORATION OR SURFACE RUST.</b>		
<b>HARMFUL IF SWALLOWED. MAY CAUSE EYE BURNS OR SKIN IRRITATION. AVOID INHALATION, MAY CAUSE IRRITATION TO NOSE AND THROAT. EYE PROTECTION AND FACE MASK RECOMMENDED.</b>		

## METAL POLISH



ITEM	SIZE	WT
		(lb)
<b>PRISM POLISH - GEL</b>		
E0100-P001	7 oz.	0.51
E0100-P002	16 oz.	1.14
E0100-P003	1 gal.	10.26
<b>PRISM POLISH - LIQUID</b>		
E0100-P004	8 fl. oz.	0.66
<b>NOTE:</b>		
<b>PRISM POLISH IS FORMULATED TO CLEAN, POLISH AND PROTECT ALL METALS IN ONE APPLICATION. IT CONTAINS NO HARSH ACIDS, CAUSTICS OR ABRASIVES. PRISM POLISH IS NON-TOXIC AND NON-FLAMMABLE. APPLY A SMALL AMOUNT USING A SOFT CLOTH. THERE IS NO NEED TO LET IT DRY. SIMPLY BUFF OFF WITH A CLEAN SOFT CLOTH UNTIL ALL RESIDUE IS GONE.</b>		

## MICROFIBER POLISHING CLOTH



ITEM	SIZE	WT
		(inches)
		(lb)
E0100-F007	16" x 16"	0.15
<b>NOTE:</b>		
<b>MICROFIBER POLISHING CLOTH EFFORTLESSLY CLEANS AND POLISHES ALL METALS, FIBERGLASS AND PLASTICS. WASHABLE AND REUSABLE UP TO 100 TIMES. MICROFIBER TECHNOLOGY POLISHES AND BUFFS FASTER AND EASIER THAN CLOTH. REMOVES FINGER-PRINTS AND OILS IN ONE WIPE. USE WET OR DRY. STREAK-FREE PERFORMANCE. WORKS ELECTROSTATICALLY.</b>		

**LIMITED LIFETIME WARRANTY**

 **SUNCOR STAINLESS®**


TEL 508-732-9191 • FAX 508-732-9798 • ORDERS ONLY 800-394-2222

www.suncorstainless.com



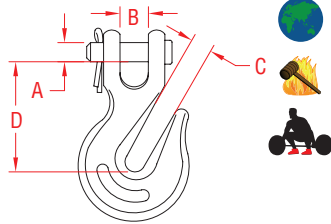
SUNCOR STAINLESS, INC.

# HOOKS & CLIPS



## CLEVIS GRAB HOOK

316 STAINLESS STEEL

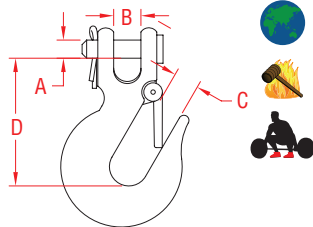


ITEM	SIZE	A	B	C	D	WLL	WT
(nominal size)						(lb)	(lb)
S0451-0007	1/4"	0.31"	0.41"	0.34"	1.83"	1,500	0.40
S0451-0008	5/16"	0.37"	0.36"	0.40"	2.08"	2,000	0.60
S0451-0010	3/8"	0.47"	0.43"	0.48"	2.55"	2,500	1.05
S0451-0013	1/2"	0.54"	0.50"	0.60"	2.85"	3,600	1.84

**NOTE:**  
MEETS ASME B30.10-2010. WORKING LOADS ARE BASED ON GRADUAL PULL, NOT SHOCK LOADS. INCLUDES REMOVABLE CLEVIS PIN. FOR CHAIN SLING ASSEMBLIES, SEE PAGE 15.

## CLEVIS SLIP HOOK

316 STAINLESS STEEL

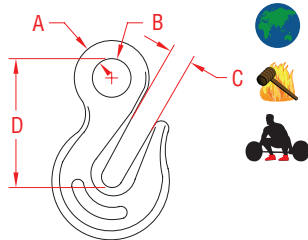


ITEM	SIZE	A	B	C	D	WLL	WT
(nominal size)						(lb)	(lb)
S0452-0007	1/4"	0.31"	0.41"	0.58"	2.59"	1,000	0.57
S0452-0008	5/16"	0.37"	0.42"	0.83"	2.71"	1,500	0.82
S0452-0010	3/8"	0.47"	0.56"	0.95"	3.23"	2,000	1.14
S0452-0013	1/2"	0.54"	0.64"	1.05"	3.58"	3,000	2.13

**NOTE:**  
MEETS ASME B30.10-2010. WORKING LOADS ARE BASED ON GRADUAL PULL, NOT SHOCK LOADS. INCLUDES REMOVABLE LATCH & CLEVIS PIN. FOR CHAIN SLING ASSEMBLIES, SEE PAGE 15. LARGER WLL HOOK DESIGNS ARE IN PROCESS. PLEASE CALL FOR AVAILABILITY.

## EYE GRAB HOOK

316 STAINLESS STEEL

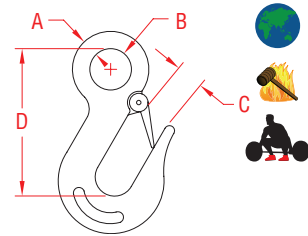


ITEM	A	B	C	D	WLL	WT
(nominal size)					(lb)	(lb)
S0453-0007	1/4"	0.50"	0.35"	2.00"	1,500	0.35
S0453-0008	5/16"	0.56"	0.43"	2.25"	2,000	0.56
S0453-0010	3/8"	0.65"	0.50"	2.50"	2,500	0.89
S0453-0013	1/2"	0.88"	0.66"	3.15"	3,600	1.51

**NOTE:**  
MEETS ASME B30.10-2010. WORKING LOADS ARE BASED ON GRADUAL PULL, NOT SHOCK LOADS. FOR CHAIN SLING ASSEMBLIES, SEE PAGE 15.

## EYE SLIP HOOK

316 STAINLESS STEEL

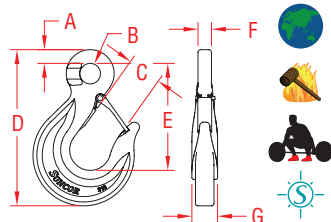


ITEM	A	B	C	D	WLL	WT
(nominal size)					(lb)	(lb)
S0454-0007	1/4"	0.53"	0.68"	2.54"	1,000	0.30
S0454-0008	5/16"	0.65"	0.75"	3.00"	1,500	0.54
S0454-0010	3/8"	0.71"	0.80"	3.28"	2,000	1.04
S0454-0013	1/2"	0.94"	1.02"	4.17"	3,000	1.87

**NOTE:**  
MEETS ASME B30.10-2010. WORKING LOADS ARE BASED ON GRADUAL PULL, NOT SHOCK LOADS. FOR CHAIN SLING ASSEMBLIES, SEE PAGE 15. FOR COMPATIBLE LATCH KIT (REPLACEMENT LATCH, SPRING AND PIN) Z0454 SERIES SEE PAGE 59.

## EYE SLIP HOOK - LARGE

316 STAINLESS STEEL



ITEM	A	B	C	D	E	F	G	WLL	WT
(nominal size)								(lb)	(lb)
S0454-0016	5/8"	1.25"	1.99"	9.51"	6.52"	0.82"	1.56"	8,000	7.10
S0454-0020	3/4"	1.50"	2.50"	11.41"	7.82"	0.98"	1.88"	12,000	12.10
S0454-0025	1"	2.00"	3.21"	15.21"	10.42"	1.31"	2.50"	20,000	29.20

**NOTE:**  
MEETS ASME B30.10-2010. WORKING LOADS ARE BASED ON GRADUAL PULL, NOT SHOCK LOADS. "I" BEAM DESIGN INCREASES LOAD BEARING SURFACE. FOR CHAIN SLING ASSEMBLIES, SEE PAGE 15. FOR COMPATIBLE LATCH KIT (REPLACEMENT LATCH, SPRING AND PIN) Z0454 SERIES SEE PAGE 59.

LIMITED LIFETIME WARRANTY

 **SUNCOR STAINLESS®**

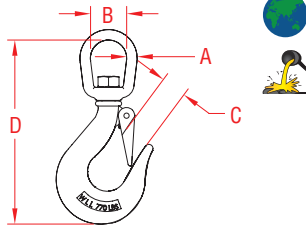
TEL 508-732-9191 • FAX 508-732-9798 • ORDERS ONLY 800-394-2222

www.suncorstainless.com



## SWIVEL EYE HOOK

316 STAINLESS STEEL

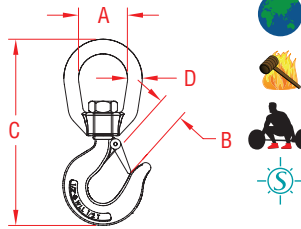


ITEM	SIZE	A	B	C	D	WLL	WT
	(nominal size)					(lb)	(lb)
S0455-0100	4"	1/4"	0.86"	0.69"	4.65"	770	0.40
S0455-0120	5"	5/16"	1.09"	0.75"	5.54"	1,430	0.70
S0455-0150	6"	3/8"	1.10"	0.90"	6.36"	2,200	1.15
S0455-0200	8"	1/2"	1.41"	1.15"	7.80"	3,300	2.30

**NOTE:**  
**LIGHT DUTY SWIVEL HOOK. HEAVY DUTY IS S0457 SERIES BELOW.**  
**WORKING LOADS ARE BASED ON GRADUAL PULL, NOT SHOCK LOADS.**  
**INCLUDES REMOVABLE LATCH. STAMPED WITH SIZE AND WORKING LOAD.**  
**FOR COMPATIBLE LATCH KIT (REPLACEMENT LATCH, SPRING AND PIN)**  
**Z0455 SERIES SEE PAGE 59.**

## SWIVEL EYE HOOK

316-NM STAINLESS STEEL

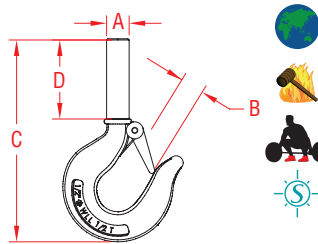


ITEM	A	B	C	D	WLL	WT
	(nominal size)				(lb)	(lb)
S0457-0140	1.24"	0.84"	5.58"	0.40"	1,000	0.88
S0457-0170	1.47"	0.88"	6.52"	0.53"	1,500	1.44
S0457-0180	1.70"	0.94"	7.65"	0.65"	2,000	2.28
S0457-0210	1.69"	1.07"	8.12"	0.64"	2,500	2.60

**NOTE:**  
**MEETS ASME B30.10-2010. HEAVY DUTY SWIVEL HOOK WITH DROP FORGED COMPONENTS. LOAD RATED. INCLUDES REMOVABLE SAFETY LATCH.**

## SHANK HOOK

316-NM STAINLESS STEEL

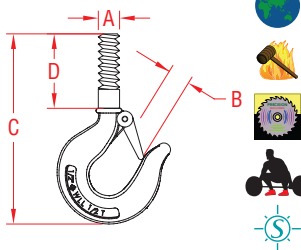


ITEM	A	B	C	D	WLL	WT
	(nominal size)				(lb)	(lb)
S0456-0100	1/2"	0.84"	5.06"	2.00"	1,000	0.66
S0456-0120	5/8"	0.88"	5.53"	2.25"	1,500	0.90
S0456-0150	3/4"	0.94"	6.25"	2.50"	2,000	1.34
S0456-0200	7/8"	1.07"	6.90"	2.75"	2,500	1.86

**NOTE:**  
**MEETS ASME B30.10-2010. LOAD RATED. HEAVY DUTY SHANK HOOK.**  
**INCLUDES REMOVABLE SAFETY LATCH. CUSTOM THREADS AVAILABLE IN UNF, UNC AND METRIC.**

## THREADED SHANK HOOK

316-NM STAINLESS STEEL

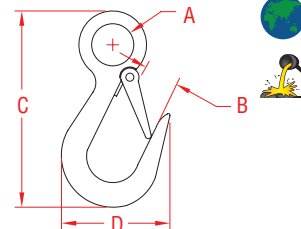


ITEM	A	B	C	D	WLL	WT
	(thread size)				(lb)	(lb)
S0458-0100	1/2" - 13	0.84"	5.06"	2.00"	1,000	0.66
S0458-0120	5/8" - 11	0.88"	5.53"	2.25"	1,500	0.90
S0458-0150	3/4" - 10	0.94"	6.25"	2.50"	2,000	1.34
S0458-0200	7/8" - 9	1.07"	6.90"	2.75"	2,500	1.86

**NOTE:**  
**MEETS ASME B30.10-2010. LOAD RATED. HEAVY DUTY SHANK HOOK.**  
**INCLUDES REMOVABLE SAFETY LATCH. STANDARD UNC THREADS.**

## EYE HOOK

316 STAINLESS STEEL

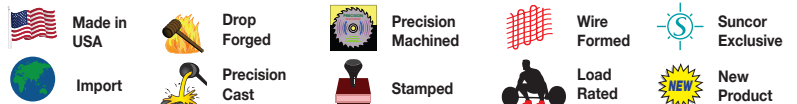


ITEM	A	B	C	D	WLL	WT
	(nominal size)				(lb)	(lb)
S0194-0001	3/4"	0.66"	3.90"	1.88"	300	0.27
S0194-0002	1-1/8"	0.77"	4.62"	2.10"	350	0.39

**NOTE:**  
**WORKING LOADS ARE BASED ON GRADUAL PULL, NOT SHOCK LOADS.**  
**INCLUDES REMOVABLE SAFETY LATCH.**



Key:



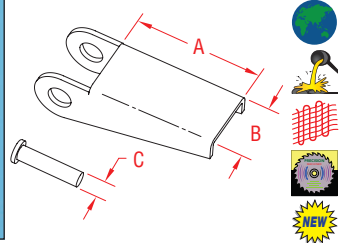

ORDERS ONLY: 800-394-2222 (USA+CANADA)

All logos, icons, images, measurements and descriptions are the sole property of Suncor Stainless, Inc. © 2020 Suncor Stainless, Inc.



## LATCH KIT (REPLACEMENT LATCH, SPRING AND PIN)

316 STAINLESS STEEL

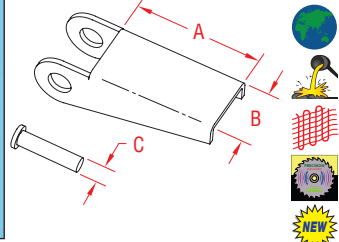


ITEM	HOOK SIZE	A	B	C	WT
Z0454-L007	1/4"	0.76"	0.51"	0.15"	0.01
Z0454-L008	5/16"	1.12"	0.61"	0.15"	0.01
Z0454-L010	3/8"	1.21"	0.62"	0.15"	0.02
Z0454-L013	1/2"	1.53"	0.62"	0.15"	0.04
Z0454-L016	5/8"	2.33"	0.82"	0.19"	0.06
Z0454-L020	3/4"	2.75"	0.95"	0.23"	0.10
Z0454-L025	1"	3.81"	1.21"	0.30"	0.16

**NOTE:** INCLUDES REPLACEMENT LATCH, SPRING AND PIN. COMPATIBLE WITH S0454 SERIES EYE SLIP HOOKS. STYLES MAY VARY BY SIZE.

## LATCH KIT (REPLACEMENT LATCH, SPRING AND PIN)

316 STAINLESS STEEL

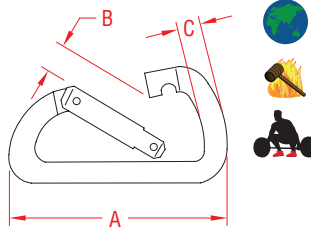


ITEM	HOOK SIZE	A	B	C	WT
Z0455-L100	4"	0.88"	0.45"	0.15"	0.01
Z0455-L120	5"	0.88"	0.45"	0.15"	0.02
Z0455-L150	6"	1.21"	0.61"	0.15"	0.02
Z0455-L200	8"	1.52"	0.62"	0.15"	0.03

**NOTE:** INCLUDES REPLACEMENT LATCH, SPRING AND PIN. COMPATIBLE WITH S0455 SERIES SWIVEL EYE HOOKS. STYLES MAY VARY BY SIZE.

## ASYMMETRICAL CLIP

316 STAINLESS STEEL

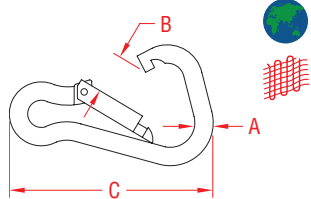


ITEM	A	B	C	WLL	WT
	(size)			(lb)	(lb)
<b>SPRING CLIP</b>					
S0140-0080	3"	0.60"	0.31"	700	0.16
S0140-0100	4"	0.75"	0.40"	1,350	0.31
<b>WIRE LEVER CLIP</b>					
S0141-0080	3"	0.62"	0.31"	700	0.15
S0141-0100	4"	0.75"	0.40"	1,350	0.29

**NOTE:** EACH CLIP IS PROOF TESTED AND STAMPED WITH THE BREAK LOAD.  
S0140-SERIES MARKED IN KILOWEIGHTS  
CONVERSION: KN X 224.8 = LB.  
S0141-SERIES MARKED IN KILOGRAMS  
CONVERSION: KG X 2.2 = LB.

## WIDE ASYMMETRICAL CLIP

316 STAINLESS STEEL

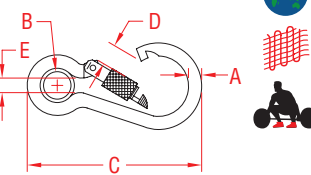


ITEM	A	B	C	WLL	WT
	(size)			(lb)	(lb)
S0195-0100	3/8"	0.60"	4.00"	400	0.30
S0195-0120	7/16"	0.74"	4.75"	540	0.43

**NOTE:** ALSO AVAILABLE WITH EYE ON SPECIAL ORDER.  
BULK ORDERS OF OTHER SIZES MAY BE PLACED ON SPECIAL ORDER.

## SCREW/KEY LOCK SPRING CLIP

316 STAINLESS STEEL  
WITH EYE



ITEM	A	B	C	D	E	WLL	WT
	(size)	(ID)				(lb)	(lb)
<b>SCREW LOCK SPRING CLIP</b>							
S0181-0060	1/4"	0.25"	2.38"	0.31"	0.23"	250	0.07
S0181-0080	5/16"	0.40"	3.13"	0.37"	0.37"	400	0.16
S0181-0100	3/8"	0.48"	4.00"	0.45"	0.46"	600	0.30
S0181-0120	7/16"	0.61"	4.63"	0.59"	0.55"	800	0.44
S0181-0140	15/32"	0.83"	5.55"	0.83"	0.63"	1,000	0.61
<b>KEY LOCK SPRING CLIP</b>							
S0181-K100	3/8"	0.44"	4.00"	0.51"	0.42"	800	0.32
S0181-K120	7/16"	0.59"	5.00"	0.61"	0.57"	1,000	0.46



LIMITED LIFETIME  
WARRANTY

**SUNCOR STAINLESS®**

TEL 508-732-9191 • FAX 508-732-9798 • ORDERS ONLY 800-394-2222

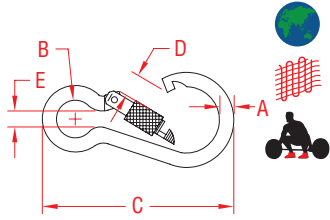
www.suncorstainless.com

# HOOKS & CLIPS

HOOKS & CLIPS

## SCREW LOCK SPRING CLIP

316 STAINLESS STEEL

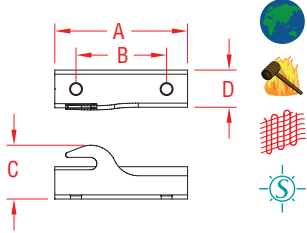


ITEM	A (size)	B (ID)	C	D	E	WLL (lb)	WT (lb)
S0181-X060	1/4"	0.25"	2.38"	0.31"	0.23"	250	0.07
S0181-X080	5/16"	0.40"	3.13"	0.37"	0.37"	400	0.16
S0181-X100	3/8"	0.48"	4.00"	0.45"	0.46"	600	0.30
S0181-X120	7/16"	0.61"	4.63"	0.59"	0.55"	800	0.44
S0181-X140	15/32"	0.83"	5.55"	0.83"	0.63"	1,000	0.61

**NOTE:**  
SCREW LOCK NUT PREVENTS ACCIDENTAL OPENING. COMMERCIAL GRADE.

## MOORING HOOK OR KIT

316 STAINLESS STEEL



ITEM	A	B	C	D	WT (lb)
------	---	---	---	---	------------

<b>HOLDER</b>					
S0182-0000	2.56"	1.76"	1.09"	0.69"	0.16
<b>KIT - MOORING HOOK W/ HOLDER</b>					
S0182-K100-C	4" S0184-0100 CLIP WITH HOLDER ON A DISPLAY CARD				0.46
S0182-K120-C	5" S0172-S120 CLIP WITH HOLDER ON A DISPLAY CARD				0.68

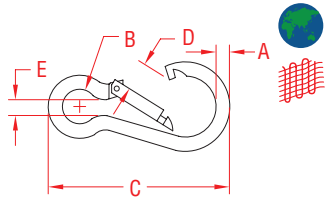
**NOTE:**  
THIS HOLDER WILL ALLOW THE SPRING CLIP TO STAY OPEN IN ORDER TO ATTACH LINE TO MOORING.

**SPECIFICATIONS FOR EACH CLIP (S0184-0100 & S0172-S120) IN EACH KIT, ARE LISTED ON PAGE 61.**



## SPRING CLIP

316 STAINLESS STEEL



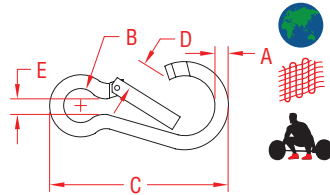
ITEM	A (size)	B (ID)	C	D	E	WLL (lb)	WT (lb)
------	-------------	-----------	---	---	---	-------------	------------

S0120-0050	3/16"	0.32"	2.00"	0.25"	0.24"	120	0.04
S0120-0060	1/4"	0.36"	2.38"	0.27"	0.27"	170	0.06
S0120-0070	9/32"	0.45"	2.75"	0.34"	0.37"	200	0.10
S0120-0080	5/16"	0.48"	3.13"	0.38"	0.37"	280	0.15
S0120-0100	3/8"	0.63"	3.88"	0.54"	0.47"	400	0.28
S0120-0120	7/16"	0.75"	4.63"	0.65"	0.55"	540	0.41
S0120-0140	15/32"	0.87"	5.50"	0.80"	0.60"	740	0.58
S0120-0160	1/2"	0.90"	6.25"	0.95"	0.61"	900	0.79

**NOTE:**  
EACH CLIP IS STAMPED WITH "316" AND WLL (LB). COMMERCIAL GRADE.

## SPRING CLIP (KEY LOCK)

316 STAINLESS STEEL



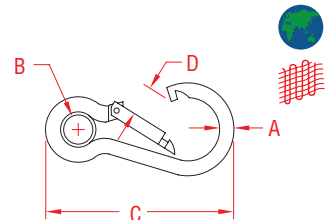
ITEM	A (size)	B (ID)	C	D	E	WLL (lb)	WT (lb)
------	-------------	-----------	---	---	---	-------------	------------

S0120-K050	3/16"	0.31"	2.00"	0.29"	0.20"	200	0.04
S0120-K060	1/4"	0.35"	2.38"	0.37"	0.21"	250	0.07
S0120-K070	9/32"	0.46"	2.88"	0.40"	0.33"	300	0.10
S0120-K080	5/16"	0.44"	3.25"	0.43"	0.33"	400	0.16
S0120-K100	3/8"	0.55"	4.00"	0.60"	0.40"	600	0.30
S0120-K120	7/16"	0.69"	4.75"	0.70"	0.57"	800	0.43
S0120-K160	1/2"	0.87"	6.38"	1.18"	0.75"	1,000	0.78

**NOTE:**  
KEY LOCK MECHANISM. EACH CLIP IS PROOF TESTED AND STAMPED WITH THE BREAK LOAD. CLIPS S0120-K050 - S0120-K070 ARE MARKED IN KILOGRAMS (CONVERSION: KGX2.2=LB), WHILE S0120-K080 - S0120-K160 ARE MARKED IN KILONEWTONS (CONVERSION: KN X 224.8 = LB).

## SPRING CLIP WITH EYE

316 STAINLESS STEEL



ITEM	A (size)	B (ID)	C	D	WLL (lb)	WT (lb)
------	-------------	-----------	---	---	-------------	------------

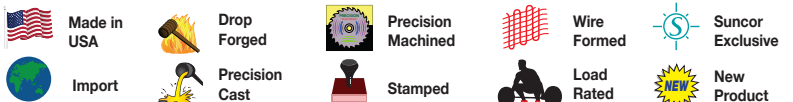
S0121-0050	3/16"	0.25"	2.00"	0.25"	120	0.04
S0121-0060	1/4"	0.30"	2.38"	0.27"	150	0.06
S0121-0070	9/32"	0.32"	2.75"	0.34"	200	0.10
S0121-0080	5/16"	0.40"	3.13"	0.38"	280	0.15
S0121-0100	3/8"	0.50"	3.88"	0.54"	400	0.28
S0121-0120	7/16"	0.60"	4.71"	0.65"	500	0.41
S0121-0140	15/32"	0.80"	5.50"	0.80"	750	0.58
S0121-0160	1/2"	0.87"	6.25"	0.95"	900	0.79

**NOTE:**  
EACH CLIP IS STAMPED WITH "316" AND WLL (LB). COMMERCIAL GRADE.



ORDERS ONLY: 800-394-2222 (USA+CANADA)

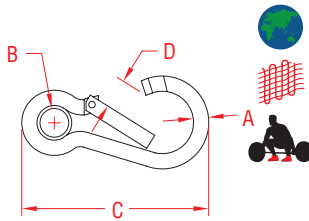
Key:



All logos, icons, images, measurements and descriptions are the sole property of Suncor Stainless, Inc. © 2020 Suncor Stainless, Inc.

## SPRING CLIP with EYE (KEY LOCK)

316 STAINLESS STEEL

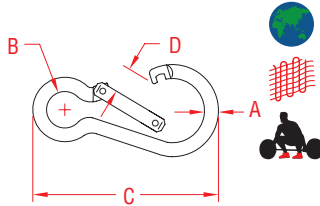


ITEM	A	B	C	D	WLL	WT
	(size)	(ID)			(lb)	(lb)
S0121-K050	3/16"	0.24"	2.00"	0.29"	200	0.04
S0121-K060	1/4"	0.27"	2.38"	0.37"	250	0.07
S0121-K070	9/32"	0.35"	2.88"	0.40"	300	0.10
S0121-K080	5/16"	0.39"	3.25"	0.43"	400	0.16
S0121-K100	3/8"	0.45"	4.00"	0.66"	600	0.30
S0121-K120	7/16"	0.59"	4.75"	0.70"	800	0.43
S0121-K160	1/2"	0.87"	6.38"	1.18"	1,000	0.78

**NOTE:**  
**KEY LOCK MECHANISM. EACH CLIP IS PROOF TESTED AND STAMPED WITH THE BREAK LOAD. CLIPS S0121-K050 - S0121-K070 ARE MARKED IN KILOGRAMS (CONVERSION: KGX2.2=LB), WHILE S0121-K080 - S0121-K160 ARE MARKED IN KILONEWTONS (CONVERSION: KN X 224.8 = LB).**

## SPRING CLIP (SPECIAL GATE)

316 STAINLESS STEEL



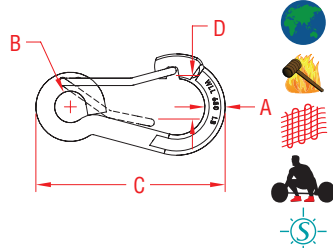
ITEM	A	B	C	D	WLL	WT
	(size)	(ID)			(lb)	(lb)

<b>WITHOUT EYELET:</b>						
S0142-0080	5/16"	0.45"	3.25"	0.54"	500	0.16
S0142-0100	3/8"	0.56"	4.00"	0.62"	700	0.30
S0142-0120	7/16"	0.70"	4.75"	0.85"	1,000	0.43
<b>WITH EYELET:</b>						
S0143-0080	5/16"	0.39"	3.25"	0.54"	500	0.16
S0143-0100	3/8"	0.45"	4.00"	0.62"	700	0.30
S0143-0120	7/16"	0.58"	4.75"	0.85"	1,000	0.43

**NOTE:**  
**EACH CLIP IS PROOF TESTED AND STAMPED WITH THE BREAK LOAD IN KILOGRAMS. CONVERSION: KG X 2.2 = LB.**

## HARNESS CLIP (WIRE LEVER)

316 STAINLESS STEEL



ITEM	A	B	C	D	WLL	WT
	(size)	(ID)			(lb)	(lb)

S0184-0060	1/4"	0.32"	2.38"	0.46"	260	0.06
S0184-0080	5/16"	0.52"	3.25"	0.62"	650	0.15
S0184-0100	3/8"	0.66"	4.00"	0.96"	1,000	0.30
S0184-0120	1/2"	0.86"	5.00"	1.12"	1,500	0.62

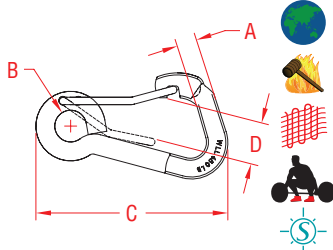
**NOTE:**  
**FORGED END. STAMPED WITH WORKING LOAD (LB). BREAKING LOAD IS 5 TIMES THE WORK LOAD SHOWN.**

**FEATURES LONG LASTING TORSION SPRING GATE.**



## HARNESS CLIP (WIRE LEVER)

316 STAINLESS STEEL




ITEM	A	B	C	D	WLL	WT
	(size)	(ID)			(lb)	(lb)

S0172-0060	1/4"	0.31"	2.38"	0.43"	260	0.07
S0172-0080	5/16"	0.52"	3.25"	0.62"	750	0.16
S0172-0100	3/8"	0.67"	4.00"	0.69"	1,200	0.30
S0172-0120	1/2"	0.85"	5.00"	0.90"	2,000	0.52

**STRAIGHT BACK VERSION**

S0172-S120	1/2"	0.85"	5.00"	0.90"	2,000	0.52
------------	------	-------	-------	-------	-------	------

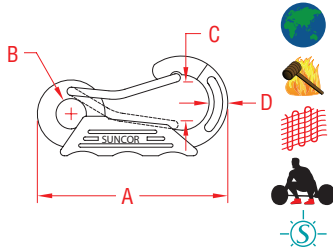


**NOTE:**  
**FORGED END. STAMPED WITH WORKING LOAD. FEATURES LONG LASTING TORSION SPRING GATE.**



## HARNESS CLIP (POLY GRIP)

316 STAINLESS STEEL



ITEM	A	B	C	D	WLL	WT
	(size)				(lb)	(lb)

S0184-N100	4"	0.66"	0.96"	0.39"	1,000	0.31
S0184-N120	5"	0.86"	1.00"	0.50"	1,500	0.64

**NOTE:**  
**FORGED END. STAMPED WITH WORKING LOAD (LB). BREAKING LOAD IS 5 TIMES THE WORK LOAD SHOWN. FEATURES LONG LASTING TORSION SPRING GATE.**

**POLYURETHANE GRIPS ALLOW FOR SUPERIOR HANDLING. IN SAFETY ORANGE.**



**LIMITED LIFETIME WARRANTY**

**SUNCOR STAINLESS®**

TEL 508-732-9191 • FAX 508-732-9798 • ORDERS ONLY 800-394-2222

www.suncorstainless.com

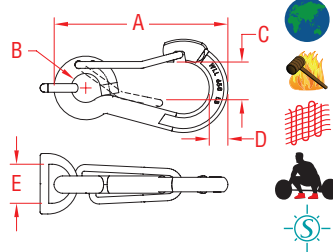


# HOOKS & CLIPS

HOOKS & CLIPS

## HARNESS CLIP WITH D RING


316 STAINLESS STEEL



ITEM	A	B	C	D	E	WLL	WT
	(size)						(lb)
S0223-8025	3-1/4"	0.52"	0.69"	0.31"	1.00"	650	0.20

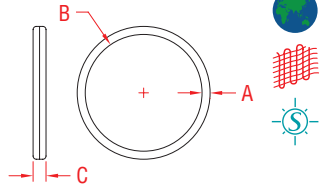
**NOTE:**  
"D" RING IS FORGED.

**SEE RATCHET BUCKLES AND OUR LINE OF WEBBING/TIE-DOWN HARDWARE STARTING ON PAGE 102.**



## KEY RING

304 STAINLESS STEEL

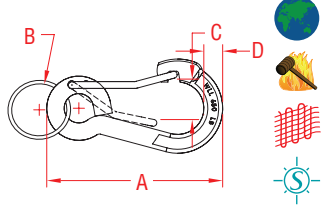


ITEM	A	B	C	WT
	(size)			(lb)
S0185-KR01	0.08"	1.00"	0.15"	0.01
S0185-KR02	0.05"	0.50"	0.08"	0.01
S0185-KR03	0.07"	0.75"	0.12"	0.01

**NOTE:**  
304 STAINLESS STEEL WITH NICKEL PLATING.  
MINIMUM PURCHASE OF 100.

## SPRING CLIP WITH KEY RING



316 STAINLESS STEEL



ITEM	A	B	C	D	WT
	(size)				(lb)
S0185-KR60	2-3/8"	1.00"	0.50"	0.23"	0.07

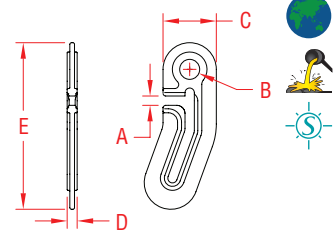
**NOTE:**  
THE ENDS OF THE CLIP ARE FORGED.  
THE 1 INCH KEY RING IS FORMED FROM STAINLESS, THEN NICKEL PLATED FOR SUPERIOR FINISH.

**POP DISPLAY HOLDS 100 CLIPS:**  
C0185-KR60BX

## SNUBBER HOOK

316 STAINLESS STEEL

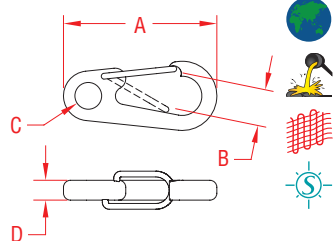


ITEM	SIZE	A	B	C	D	E	WT
	(chain)						(lb)
S0191-0007	1/4"	0.35"	0.75"	2.00"	0.38"	6.25"	0.65
S0191-0008	5/16"	0.38"	0.88"	2.25"	0.44"	7.13"	0.98
S0191-0010	3/8"	0.45"	1.00"	2.50"	0.50"	7.88"	1.38

**NOTE:**  
DESIGNED TO FIT STANDARD ANCHOR CHAIN STYLES. DEEP CHANNEL PREVENTS CHAIN FROM FALLING OFF, BUT ALLOWS FOR EASY REMOVAL. MADE FROM MARINE GRADE 316 STAINLESS STEEL.


## MINI CLIP (WIRE LEVER)

316 STAINLESS STEEL



ITEM	A	B	C	D	WLL	WT
	(size)				(lb)	(lb)
S0185-0035	1-3/8"	0.23"	0.20"	0.16"	65	0.02

**NOTE:**  
USE ANYWHERE A SMALL CLIP IS NEEDED. USE FOR CAMERAS, FLASHLIGHTS AND MORE. WIRE LEVER IS DURABLE FOR YEARS OF RELIABILITY. HIGHLY POLISHED FINISH. THE SMALLEST HIGH QUALITY STAINLESS CLIP AVAILABLE.




Key:

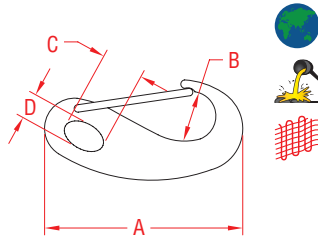
- Made in USA
- Drop Forged
- Precision Machined
- Wire Formed
- Suncor Exclusive
- Import
- Precision Cast
- Stamped
- Load Rated
- New Product

ORDERS ONLY: 800-394-2222 (USA+CANADA)

All logos, icons, images, measurements and descriptions are the sole property of Suncor Stainless, Inc. © 2020 Suncor Stainless, Inc.

## SPRING GATE SNAP

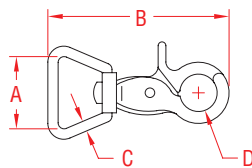
316 STAINLESS STEEL



ITEM	A	B	C	D	WLL	WT
	(size)				(lb)	(lb)
S0161-0050	2"	0.38"	0.40"	0.25"	150	0.05
S0161-0070	2-3/4"	0.42"	0.61"	0.39"	350	0.13
S0161-0100	3-3/4"	0.55"	0.87"	0.59"	500	0.32

## TRIGGER SNAP "D" BAIL

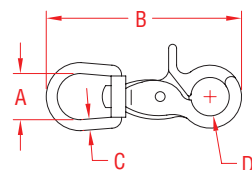
316 STAINLESS STEEL



ITEM	A	B	C	D	WLL	WT
	(size)				(lb)	(lb)
S0192-0001	5/8"	2.43"	0.23"	0.43"	200	0.12
S0192-0002	3/4"	2.50"	0.23"	0.43"	200	0.12
S0192-0003	1"	2.65"	0.22"	0.43"	200	0.13

## TRIGGER SNAP EYE BAIL

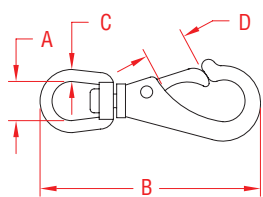
316 STAINLESS STEEL



ITEM	A	B	C	D	WLL	WT
	(size)				(lb)	(lb)
S0193-0001	1/2"	2.62"	0.15"	0.43"	200	0.11
S0193-0002	5/8"	2.65"	0.20"	0.43"	200	0.11

## SWIVEL EYE SNAP

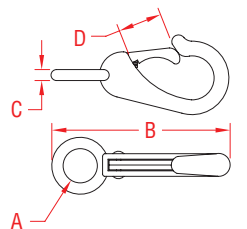
316 STAINLESS STEEL



ITEM	A	B	C	D	WLL	WT
	(size)				(lb)	(lb)
S0174-0001	5/8"	3.37"	0.20"	0.40"	100	0.14
S0174-0002	3/4"	3.87"	0.24"	0.47"	200	0.22
S0174-0003	7/8"	4.62"	0.27"	0.51"	300	0.35

## FIXED EYE SNAP

316 STAINLESS STEEL



ITEM	A	B	C	D	WLL	WT
	(size)				(lb)	(lb)
S0175-0000	3/8"	2.10"	0.15"	0.22"	100	0.05
S0175-0001	5/8"	2.71"	0.19"	0.37"	200	0.10
S0175-0002	3/4"	3.12"	0.20"	0.50"	250	0.13
S0175-0003	3/4"	3.75"	0.28"	0.60"	300	0.24

**LIMITED LIFETIME WARRANTY**

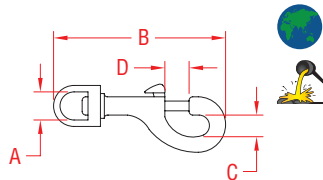
 **SUNCOR STAINLESS®**

TEL 508-732-9191 • FAX 508-732-9798 • ORDERS ONLY 800-394-2222

www.suncorstainless.com

## SWIVEL BOLT SNAP

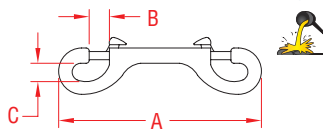
316 STAINLESS STEEL



ITEM	A	B	C	D	WLL	WT
	(size)				(lb)	(lb)
S0176-0000	3/8"	2.73"	0.32"	0.28"	100	0.06
S0176-0001	1/2"	3.16"	0.36"	0.37"	200	0.09
S0176-0002	5/8"	3.44"	0.43"	0.36"	250	0.11
S0176-0003	3/4"	3.60"	0.43"	0.36"	300	0.12
S0176-0004	1-1/4"	4.90"	0.48"	0.53"	350	0.20

## DOUBLE BOLT SNAP

316 STAINLESS STEEL

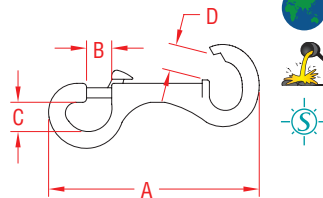


ITEM	A	B	C	WLL	WT
	(size)			(lb)	(lb)
S0176-0900	3-5/8"	0.50"	0.33"	100	0.09
S0176-1000	4"	0.37"	0.43"	200	0.15
S0176-1200	4-3/4"	0.48"	0.47"	250	0.19

**NOTE:**  
ALLOWS EASY CONNECTION AND DISCONNECTION AT EITHER END.

## U.S. NAVY BOLT SNAP

316 STAINLESS STEEL



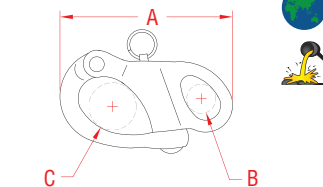
ITEM	A	B	C	D	WLL	WT
	(size)				(lb)	(lb)
S0177-USN6	6-1/2"	0.63"	0.93"	0.72"	1,000	1.06

**NOTE:**  
BUREAU OF SHIPS NUMBER: S8101A,464,418

**PRODUCT IS USUALLY ATTACHED TO CHAIN WITH OPEN END, WHICH IS THEN BENT CLOSED.**

## FIXED SNAP SHACKLE

316 STAINLESS STEEL



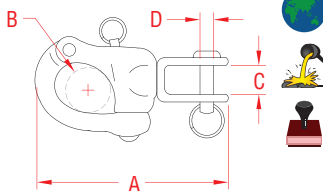
ITEM	A	B	C	WLL	WT
	(size)			(lb)	(lb)
S0158-0001	2"	0.42"	0.56"	1,000	0.10
S0158-0002	2-5/8"	0.51"	0.75"	1,500	0.21
S0158-0003	4"	0.68"	1.10"	2,000	0.49

**UNIVERSAL LANYARD**  
S0157-T000-C



## JAW SWIVEL SNAP SHACKLE

316 STAINLESS STEEL



ITEM	A	B	C	D	WLL	WT
	(size)				(lb)	(lb)
S0170-0001	2-3/4"	0.57"	0.54"	0.24"	800	0.14
S0170-0002	3-1/2"	0.75"	0.60"	0.27"	1,200	0.27
S0170-0003	5"	1.05"	0.87"	0.48"	1,800	0.88

**NOTE:**  
STAMPED BAIL. REMOVABLE JAW PIN.

**UNIVERSAL LANYARD**  
S0157-T000-C



ORDERS ONLY: 800-394-2222  
(USA+CANADA)

Key:



Made in USA



Drop Forged



Precision Machined



Wire Formed



Suncor Exclusive



Import



Precision Cast



Stamped



Load Rated

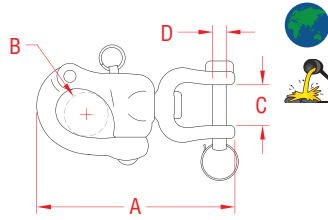


New Product



## JAW SWIVEL SNAP SHACKLE

316 STAINLESS STEEL



ITEM	A	B	C	D	WLL	WT
	(size)				(lb)	(lb)
S0171-0001	2-3/4"	0.57"	0.52"	0.23"	1,000	0.17
S0171-0002	3-1/2"	0.75"	0.54"	0.31"	1,500	0.36
S0171-0003	5"	1.05"	0.82"	0.38"	2,000	0.95

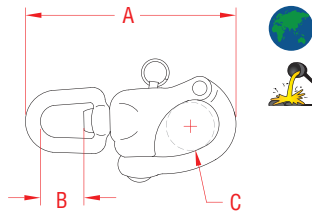
**NOTE:**  
REMOVABLE CLEVIS PIN.

**UNIVERSAL LANYARD**  
S0157-T000-C



## SWIVEL SNAP SHACKLE

316 STAINLESS STEEL



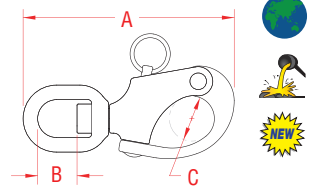
ITEM	A	B	C	WLL	WT
	(size)			(lb)	(lb)
S0157-0001	2-3/4"	0.50"	0.57"	1,000	0.13
S0157-0002	3-1/2"	0.62"	0.75"	1,500	0.28
S0157-0003	4-3/4"	1.14"	1.05"	2,000	0.67

**UNIVERSAL LANYARD**  
S0157-T000-C



## HEAVY DUTY SWIVEL SNAP SHACKLE

17-4 STAINLESS STEEL



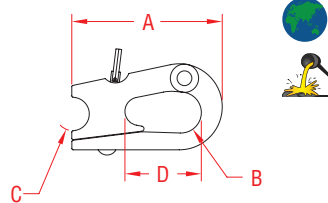
ITEM	A	B	C	WLL	WT
	(size)			(lb)	(lb)
S0157-HD02	3-5/8"	0.65"	0.78"	1,500	0.25

**UNIVERSAL LANYARD**  
S0157-T000-C



## ROPE SNAP SHACKLE

316 STAINLESS STEEL



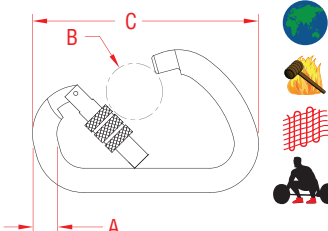
ITEM	A	B	C	D	WT
	(size)				(lb)
S0159-0001	2"	0.55"	0.42"	1.05"	0.12
S0159-0002	2-5/8"	0.68"	0.57"	1.25"	0.22
S0159-0003	3-3/4"	1.05"	0.88"	1.95"	0.70

**UNIVERSAL LANYARD**  
S0157-T000-C



## XL CLIP - SCREW LOCK

ALUMINUM W/  
ALUMINUM LOCK



ITEM	A	B	C	WLL	WT
	(size)			(lb)	(lb)
A0149-0013	1/2"	1.06"	4.50"	2,200	0.20

**NOTE:**  
EACH CLIP IS PROOF TESTED AND STAMPED WITH THE BREAK LOAD IN KILONEWTONS.  
**CONVERSION: KN X 224.8 = LB.**  
BREAK LOAD IS APPROXIMATELY 3 TIMES THE WORK LOAD LIMIT.

**LIMITED LIFETIME WARRANTY**

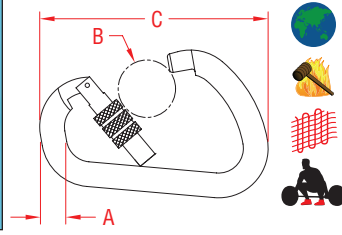
**SUNCOR STAINLESS®**

TEL 508-732-9191 • FAX 508-732-9798 • ORDERS ONLY 800-394-2222

www.suncorstainless.com

## XL CLIP - SCREW LOCK

**316 STAINLESS STEEL  
W/ STAINLESS LOCK**

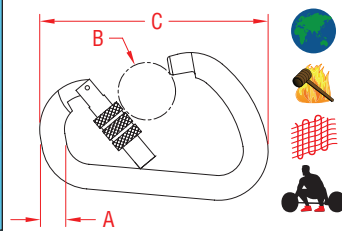


ITEM	A (size)	B	C	WLL (lb)	WT (lb)
S0149-0013	1/2"	1.06"	4.50"	2,500	0.56

**NOTE:**  
EACH CLIP IS PROOF TESTED AND STAMPED WITH THE BREAK LOAD IN KILONEWTONS.  
CONVERSION: KN X 224.8 = LB.  
BREAK LOAD IS APPROXIMATELY 3 TIMES THE WORK LOAD LIMIT.

## XL CLIP - SCREW LOCK

**BLACK COATED CARBON  
STEEL W/ BRASS LOCK**

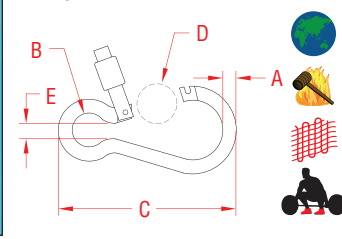


ITEM	A (size)	B	C	WLL (lb)	WT (lb)
Z0149-0013	1/2"	1.06"	4.50"	3,500	0.56

**NOTE:**  
EACH CLIP IS PROOF TESTED AND STAMPED WITH THE BREAK LOAD IN KILONEWTONS.  
CONVERSION: KN X 224.8 = LB.  
BREAK LOAD IS APPROXIMATELY 3 TIMES THE WORK LOAD LIMIT.

## EXT CLIP - SLIDE LOCK

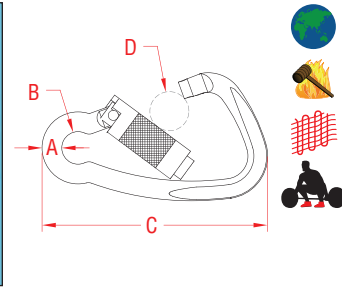
**316 STAINLESS STEEL  
W/ STAINLESS LOCK**



ITEM	A (size)	B	C	D	E	WLL (lb)	WT (lb)
S0145-0008	5/16"	0.46"	3.16"	0.99"	0.40"	600	0.16
S0145-0010	3/8"	0.59"	3.95"	1.29"	0.44"	900	0.31

**NOTE:**  
EACH CLIP IS PROOF TESTED AND STAMPED WITH THE BREAK LOAD IN KILONEWTONS.  
CONVERSION: KN X 224.8 = LB.  
BREAK LOAD IS APPROXIMATELY 3 TIMES THE WORK LOAD LIMIT.

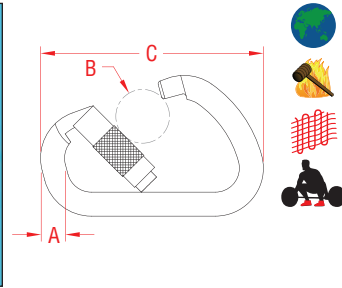
## HARNESS CLIP - AUTO LOCK



ITEM	A (size)	B	C	D	WLL (lb)	WT (lb)
<b>ALUMINUM (W/ ALUMINUM LOCK)</b>						
A0146-0012	7/16"	0.70"	4.91"	0.84"	1,600	0.18
<b>316 STAINLESS STEEL (W/ STAINLESS STEEL LOCK)</b>						
S0146-0012	7/16"	0.70"	4.91"	0.84"	2,000	0.46
<b>ZINC-PLATED CARBON STEEL (W/ BRONZE LOCK)</b>						
Z0146-0012	7/16"	0.70"	4.91"	0.84"	1,600	0.46

**NOTE:**  
EACH CLIP IS PROOF TESTED AND STAMPED WITH THE BREAK LOAD IN KILONEWTONS. BREAK LOAD IS APPROXIMATELY 3 TIMES THE WORK LOAD LIMIT.

## XL CLIP - AUTO LOCK



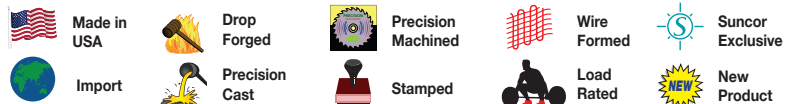
ITEM	A (size)	B	C	WLL (lb)	WT (lb)
<b>ALUMINUM (W/ ALUMINUM LOCK)</b>					
A0147-0013	1/2"	1.06"	4.50"	2,200	0.20
<b>316 STAINLESS STEEL (W/ NICKEL BRONZE LOCK)</b>					
S0147-0013	1/2"	1.06"	4.50"	2,500	0.50
<b>BLACK COATED CARBON STEEL (W/ BRONZE LOCK)</b>					
Z0147-0013	1/2"	1.06"	4.50"	3,500	0.50

**NOTE:**  
EACH CLIP IS PROOF TESTED AND STAMPED WITH THE BREAK LOAD IN KILONEWTONS. BREAK LOAD IS APPROXIMATELY 3 TIMES THE WORK LOAD LIMIT.



ORDERS ONLY: 800-394-2222  
(USA+CANADA)

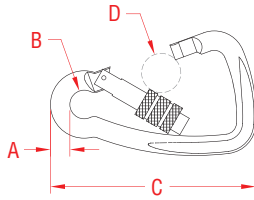
Key:



All logos, icons, images, measurements and descriptions are the sole property of Suncor Stainless, Inc.  
© 2020 Suncor Stainless, Inc.

## HARNES CLIP - SCREW LOCK

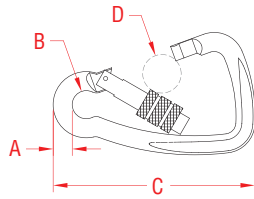
ALUMINUM



ITEM	A	B	C	D	WLL	WT
	(size)				(lb)	(lb)
<b>W/ BRASS LOCK</b>						
A0148-0008	5/16"	0.47"	3.40"	0.66"	400	0.06
<b>W/ ALUMINUM LOCK</b>						
A0148-0010	3/8"	0.52"	4.06"	0.67"	1,200	0.12
A0148-0012	7/16"	0.70"	4.92"	0.91"	1,600	0.18
<b>NOTE:</b> EACH CLIP IS PROOF TESTED AND STAMPED WITH THE BREAK LOAD IN KILONEWTONS.						
<b>CONVERSION: KN X 224.8 = LB.</b>						
<b>BREAK LOAD IS APPROXIMATELY 3 TIMES THE WORK LOAD LIMIT.</b>						

## HARNES CLIP - SCREW LOCK

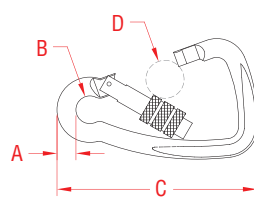
316 STAINLESS STEEL  
W/ STAINLESS LOCK



ITEM	A	B	C	D	WLL	WT
	(size)				(lb)	(lb)
S0148-0008	5/16"	0.47"	3.40"	0.66"	1,000	0.18
S0148-0010	3/8"	0.52"	4.06"	0.67"	1,500	0.34
S0148-0012	7/16"	0.70"	4.92"	0.91"	2,000	0.50
<b>NOTE:</b> EACH CLIP IS PROOF TESTED AND STAMPED WITH THE BREAK LOAD IN KILONEWTONS.						
<b>CONVERSION: KN X 224.8 = LB.</b>						
<b>BREAK LOAD IS APPROXIMATELY 3 TIMES THE WORK LOAD LIMIT.</b>						

## HARNES CLIP - SCREW LOCK

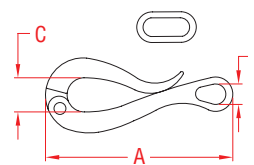
ZINC-PLATED CARBON STEEL  
W/ BRASS LOCK



ITEM	A	B	C	D	WLL	WT
	(size)				(lb)	(lb)
Z0148-0008	5/16"	0.47"	3.40"	0.66"	600	0.18
Z0148-0010	3/8"	0.52"	4.06"	0.67"	1,200	0.34
Z0148-0012	7/16"	0.70"	4.92"	0.91"	1,600	0.50
<b>NOTE:</b> EACH CLIP IS PROOF TESTED AND STAMPED WITH THE BREAK LOAD IN KILONEWTONS.						
<b>CONVERSION: KN X 224.8 = LB.</b>						
<b>BREAK LOAD IS APPROXIMATELY 3 TIMES THE WORK LOAD LIMIT.</b>						

## PELICAN HOOK WITH SLIDE

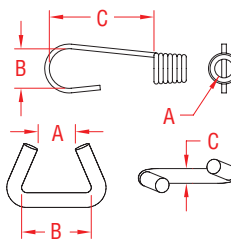
316 STAINLESS STEEL



ITEM	A	B	C	WLL	WT
	(size)			(lb)	(lb)
S0180-0100	4"	0.39"	0.75"	200	0.22
S0180-0150	5-3/4"	0.51"	0.92"	300	0.56
<b>NOTE:</b> PELICAN HOOK # S0162 IS FEATURED ON PAGE 32.					

## HOG RING AND SHOCKCORD

304 STAINLESS STEEL



ITEM	A	B	C	WT
	(size)			(lb)
<b>HOG RINGS:</b>				
S0183-0005	3/16"	0.38"	0.08"	0.19/100
S0183-0007	1/4"	0.51"	0.08"	0.20/100
S0183-0008	5/16"	0.62"	0.08"	0.21/100
S0183-0010	3/8"	0.74"	0.08"	0.23/100
S0183-0013	1/2"	0.87"	0.08"	0.24/100
<b>SHOCK CORD ENDS:</b>				
S0183-SC05	3/16"	0.62"	1.50"	0.02
S0183-SC07	1/4"	0.62"	1.50"	0.03
S0183-SC08	5/16"	0.88"	1.77"	0.04
S0183-SC10	3/8"	0.94"	1.84"	0.05
S0183-SC13	1/2"	1.14"	2.68"	0.06

LIMITED LIFETIME  
WARRANTY

**SUNCOR STAINLESS®**

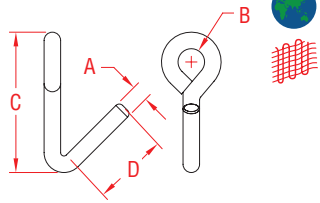
TEL 508-732-9191 • FAX 508-732-9798 • ORDERS ONLY 800-394-2222

www.suncorstainless.com



## DOWNHAUL HOOK

316 STAINLESS STEEL

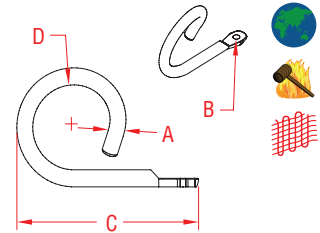


ITEM	A	B	C	D	WT
	(size)				(lb)
S0179-H008	5/16"	0.50"	2.47"	1.40"	0.12
S0179-H010	3/8"	0.50"	3.50"	2.05"	0.25

**NOTE:**  
CAN BE USED IN SAILING APPLICATIONS OR AS CARGO LASHING HOOK.

## REEFING HOOK

316 STAINLESS STEEL



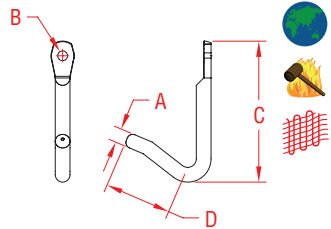
ITEM	A	B	C	D	WT
	(size)				(lb)
S0179-R008	5/16"	0.24"	3.50"	1.30"	0.16
S0179-R010	3/8"	0.24"	4.15"	1.84"	0.31

**NOTE:**  
ATTACHMENT END IS FORGED FLAT FOR EASY INSTALLATION.

REFERENCE "FASTENER MATCHING CHART" (PAGE 164)  
FOR COMPATIBLE FASTENERS.

## TACK HOOK

316 STAINLESS STEEL



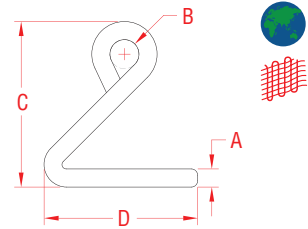
ITEM	A	B	C	D	WT
	(size)				(lb)
S0179-T008	5/16"	0.24"	3.12"	1.48"	0.10
S0179-T010	3/8"	0.24"	3.56"	1.90"	0.18

**NOTE:**  
CAN BE USED IN SAILING APPLICATIONS OR AS CARGO LASHING HOOK. ATTACHMENT END IS FORGED FLAT FOR EASY INSTALLATION.

REFERENCE "FASTENER MATCHING CHART" (PAGE 164)  
FOR COMPATIBLE FASTENERS.

## CUNNINGHAM HOOK

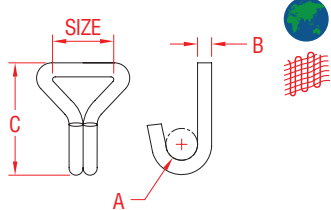
316 STAINLESS STEEL



ITEM	A	B	C	D	WT
	(size)				(lb)
S0179-CH07	1/4"	0.42"	2.45"	1.72"	0.07
S0179-CH08	5/16"	0.62"	3.80"	2.42"	0.19

## DOUBLE "J" WEB HOOK

304 STAINLESS STEEL



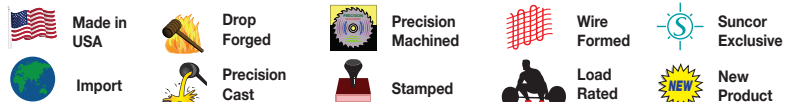
ITEM	SIZE	A	B	C	WLL	WT
					(lb)	(lb)
S0211-0025	1"	0.78"	0.27"	2.35"	400	0.15
S0211-0038	1-1/2"	0.78"	0.38"	3.44"	1,000	0.40
S0211-0050	2"	0.78"	0.38"	3.44"	1,500	0.41

**NOTE:**  
SEE RATCHET BUCKLES AND OUR LINE OF WEBBING/TIE-DOWN HARDWARE STARTING ON PAGE 102.



ORDERS ONLY: 800-394-2222  
(USA+CANADA)

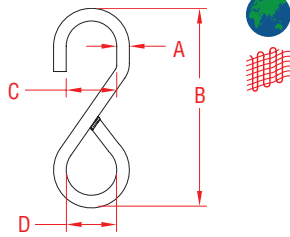
Key:



All logos, icons, images, measurements and descriptions are the sole property of Suncor Stainless, Inc.  
© 2020 Suncor Stainless, Inc.

## WELDED "S" WEB HOOK

316 STAINLESS STEEL



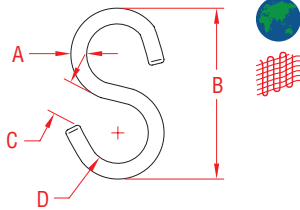
ITEM	SIZE	A	B	C	D	WLL	WT
						(lb)	(lb)
S0212-0025	1"	0.25"	3.50"	1.00"	1.00"	200	0.12
S0212-0038	1-1/2"	0.31"	4.50"	1.50"	1.50"	300	0.22
S0212-0050	2"	0.38"	6.18"	2.00"	2.00"	400	0.46

**NOTE:**  
**QUALITY "S" HOOK IS WELDED TO PREVENT WEBBING FROM SLIPPING THROUGH. BULK ORDERS OF OTHER SIZES OR TYPES MAY BE PLACED ON SPECIAL ORDER.**

**SEE RATCHET BUCKLES AND OUR LINE OF WEBBING/TIE-DOWN HARDWARE STARTING ON PAGE 102.**

## "S" HOOK

316 STAINLESS STEEL

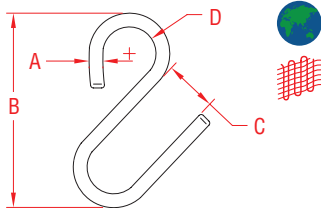


ITEM	A	B	C	D	WLL	WT
	(size)				(lb)	(lb)
S0178-0003	1/8"	1.38"	0.20"	0.42"	50	0.01
S0178-0004	5/32"	1.59"	0.20"	0.51"	80	0.02
S0178-0005	3/16"	1.90"	0.29"	0.63"	120	0.04
S0178-0006	1/4"	2.25"	0.32"	0.70"	200	0.06
S0178-0008	5/16"	2.58"	0.46"	0.75"	350	0.12

**NOTE:**  
**BULK ORDERS OF OTHER SIZES OR TYPES MAY BE PLACED ON SPECIAL ORDER.**

## "U" HOOK

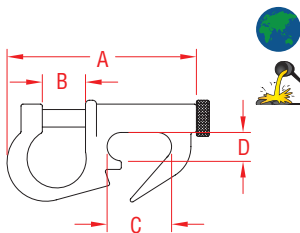
316 STAINLESS STEEL



ITEM	A	B	C	D	WLL	WT
	(size)				(lb)	(lb)
S0179-0006	1/4"	2.15"	0.42"	0.35"	300	0.06
S0179-0008	5/16"	2.95"	0.65"	0.62"	400	0.14
S0179-0010	3/8"	3.35"	0.75"	0.67"	500	0.26

## JIB HANK

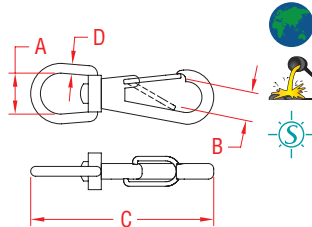
BRONZE



ITEM	A	B	C	D	WLL	WT
	(size)				(lb)	(lb)
B0169-0000	1-1/2"	0.23"	0.40"	0.25"	75	0.05
B0169-0001	2-1/4"	0.50"	0.83"	0.43"	100	0.10
B0169-0002	2-1/2"	0.63"	0.90"	0.43"	125	0.15
B0169-0003	3"	0.67"	0.97"	0.43"	135	0.20

## SWIVEL EYE SNAP

316 STAINLESS STEEL



ITEM	A	B	C	D	WLL	WT
	(size)				(lb)	(lb)
S0166-0003	3/4"	0.31"	2.87"	0.16"	130	0.07

**NOTE:**  
**SEE RATCHET BUCKLES AND OUR LINE OF WEBBING/TIE-DOWN HARDWARE BEGINNING ON PAGE 102.**

**LIMITED LIFETIME WARRANTY**

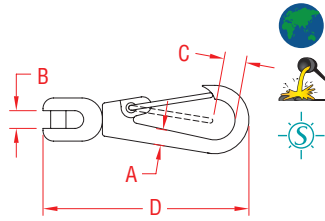
 **SUNCOR STAINLESS®**

TEL 508-732-9191 • FAX 508-732-9798 • ORDERS ONLY 800-394-2222

www.suncorstainless.com

## CHAIN SWIVEL SNAP

316 STAINLESS STEEL



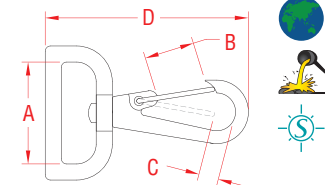
ITEM	A	B	C	D	WLL	WT
	(size)				(lb)	(lb)
S0645-0005	5/32 - 3/16"	0.21"	0.32"	2.57"	130	0.07

**NOTE:**  
STANDARD OR LONG LINK CHAIN, UP TO 3/16" (WIRE) SIZE, CAN BE ATTACHED TO CLIP. USE CLIP AT THE END OF TWIST LINK CHAIN FOR A DOG LEASH OR AT THE END OF A KILL CORD FOR WATERCRAFTS.



## SWIVEL WEB CLIP

316 STAINLESS STEEL



ITEM	A	B	C	D	WLL	WT
	(size)				(lb)	(lb)
S0221-0025	1"	0.63"	0.32"	2.56"	130	0.07
S0221-0038	1-1/2"	0.63"	0.32"	2.63"	130	0.08
S0221-0050	2"	0.63"	0.32"	2.71"	130	0.10

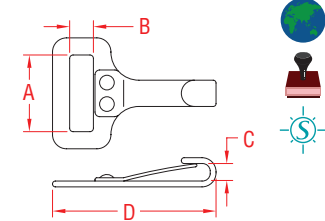
**NOTE:**  
"SLIMLINE" BAIL FOR WEBBING; SPECIAL TORSION SPRING GATE FOR LONGER LIFE. IDEAL FOR BIMINI TOPS AND HOLD DOWN STRAPS.

SEE RATCHET BUCKLES AND OUR LINE OF WEBBING/TIE-DOWN HARDWARE STARTING ON PAGE 102.



## FIXED BIMINI CLIP

304 STAINLESS STEEL



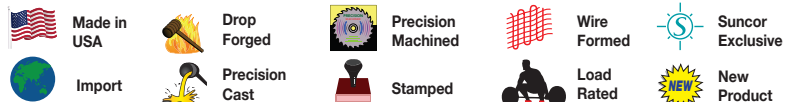
ITEM	A	B	C	D	WLL	WT
	(size)				(lb)	(lb)
S0220-0025	1"	0.23"	0.20"	1.94"	70	0.03

**NOTE:**  
IDEAL FOR BIMINI TOPS AND HOLD DOWN STRAPS. SEE RATCHET BUCKLES AND OUR LINE OF WEBBING/TIE-DOWN HARDWARE STARTING ON PAGE 102.



ORDERS ONLY: 800-394-2222  
(USA+CANADA)

Key:



All logos, icons, images, measurements and descriptions are the sole property of Suncor Stainless, Inc.  
© 2020 Suncor Stainless, Inc.



SUNCOR STAINLESS, INC.

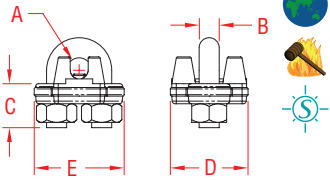
# RIGGING



## HEAVY WIRE ROPE CLIP



316-NM STAINLESS STEEL



ITEM	A	B	C	D	E	WT
	(size)					(lb)
S0122-0003	1/8"	0.21"	0.50"	0.80"	0.92"	0.06
S0122-0005	3/16"	0.24"	0.62"	0.95"	1.15"	0.10
S0122-0007	1/4"	0.30"	0.75"	1.18"	1.46"	0.20
S0122-0008	5/16"	0.36"	0.78"	1.33"	1.66"	0.28
S0122-0010	3/8"	0.43"	0.82"	1.56"	1.90"	0.44
S0122-0013	1/2"	0.48"	1.05"	1.90"	2.28"	0.71
S0122-0016	5/8"	0.54"	1.28"	2.05"	2.48"	1.00
S0122-0020	3/4"	0.62"	1.50"	2.24"	2.83"	1.48
S0122-0025	1"	0.68"	1.90"	2.59"	3.47"	2.55

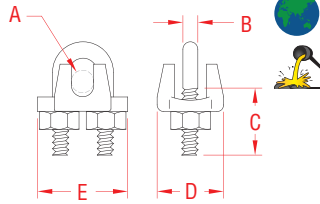
**NOTE:**  
1/A/W FEDERAL SPECIFICATION FF-C-450D, TYPE 1.  
(EXCEPT 316 STAINLESS, DROP FORGED)

**FORGED**

## WIRE ROPE CLIP - 304 SS



304 STAINLESS STEEL

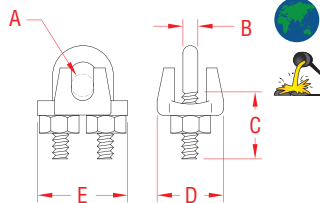


ITEM	A	B	C	D	E	WT
	(size)					(lb)
S0122-FS02	1/16"	0.09"	0.40"	0.52"	0.55"	0.02
S0122-FS03	1/8"	0.12"	0.43"	0.55"	0.62"	0.02
S0122-FS04	5/32"	0.15"	0.56"	0.70"	0.73"	0.04
S0122-FS05	3/16"	0.19"	0.67"	0.78"	0.87"	0.06
S0122-FS07	1/4"	0.23"	0.75"	0.84"	1.11"	0.09
S0122-FS08	5/16"	0.31"	0.90"	1.06"	1.34"	0.17
S0122-FS10	3/8"	0.38"	1.00"	1.32"	1.74"	0.36
S0122-FS13	1/2"	0.47"	1.40"	1.48"	1.97"	0.52
S0122-FS14	9/16"	0.47"	1.50"	1.70"	2.05"	0.61
S0122-FS16	5/8"	0.54"	1.87"	1.83"	2.33"	0.89
S0122-FS20	3/4"	0.54"	1.50"	2.05"	2.42"	1.03
S0122-FS22	7/8"	0.61"	2.32"	2.41"	2.81"	1.57
S0122-FS25	1"	0.61"	2.41"	2.40"	2.97"	1.81
S0122-FS32	1-1/4"	0.85"	2.32"	3.16"	4.12"	4.45

## WIRE ROPE CLIP - 316 SS



316 STAINLESS STEEL

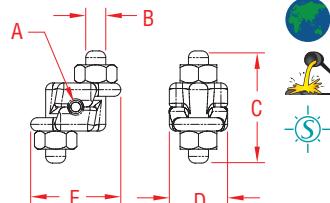


ITEM	A	B	C	D	E	WT
	(size)					(lb)
S0122-SS02	1/16"	0.09"	0.40"	0.52"	0.55"	0.02
S0122-SS03	1/8"	0.12"	0.43"	0.55"	0.62"	0.02
S0122-SS04	5/32"	0.15"	0.56"	0.70"	0.73"	0.04
S0122-SS05	3/16"	0.19"	0.67"	0.78"	0.87"	0.06
S0122-SS07	1/4"	0.23"	0.75"	0.84"	1.11"	0.09
S0122-SS08	5/16"	0.31"	0.90"	1.06"	1.34"	0.17
S0122-SS10	3/8"	0.38"	1.00"	1.32"	1.74"	0.36
S0122-SS13	1/2"	0.47"	1.40"	1.48"	1.97"	0.52
S0122-SS14	9/16"	0.47"	1.50"	1.70"	2.05"	0.61
S0122-SS16	5/8"	0.54"	1.87"	1.83"	2.33"	0.89
S0122-SS20	3/4"	0.54"	1.50"	2.05"	2.42"	1.03
S0122-SS22	7/8"	0.61"	2.32"	2.41"	2.81"	1.57
S0122-SS25	1"	0.61"	2.41"	2.40"	2.97"	1.81

## "CHAIR" CLIP



316-NM STAINLESS STEEL



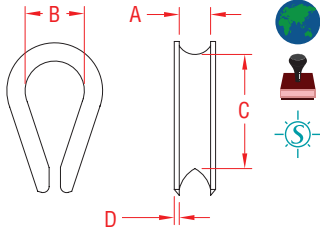
ITEM	A	B	C	D	E	WT
	(size)					(lb)
S0122-C007	1/4"	0.36"	1.75"	0.93"	1.44"	0.22
S0122-C008	5/16"	0.38"	2.00"	1.07"	1.68"	0.31
S0122-C010	3/8"	0.43"	2.38"	1.10"	1.87"	0.46
S0122-C013	1/2"	0.50"	2.70"	1.26"	2.13"	0.61
S0122-C016	5/8"	0.62"	3.30"	1.50"	2.53"	1.16
S0122-C020	3/4"	0.75"	4.82"	1.75"	3.12"	1.88

**NOTE:**  
1/A/W FEDERAL SPECIFICATION FF-C-450D, TYPE 3, CLASS 1.  
(EXCEPT 316 STAINLESS AND CAST)

## STANDARD THIMBLE



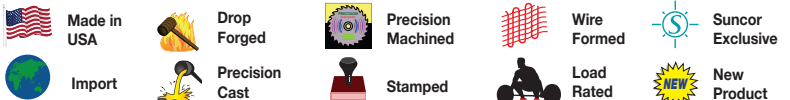
316 STAINLESS STEEL



ITEM	SIZE	A	B	C	D	WT
						(lb)
S0124-0003	1/8"	0.12"	0.37"	0.71"	0.03"	0.01
S0124-0004	5/32"	0.16"	0.37"	0.77"	0.03"	0.01
S0124-0005	3/16"	0.21"	0.52"	1.12"	0.04"	0.02
S0124-0007	1/4"	0.25"	0.69"	0.95"	0.05"	0.02
S0124-0008	5/16"	0.34"	0.70"	1.40"	0.06"	0.04
S0124-0010	3/8"	0.42"	0.94"	1.70"	0.06"	0.06
S0124-0013	1/2"	0.50"	1.14"	2.28"	0.09"	0.14
S0124-0016	5/8"	0.68"	1.45"	2.37"	0.07"	0.17



Key:



ORDERS ONLY: 800-394-2222  
(USA+CANADA)

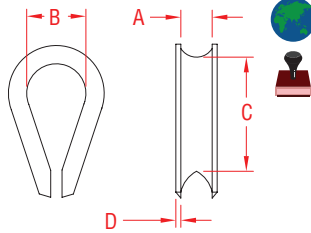
All logos, icons, images, measurements and descriptions are the sole property of Suncor Stainless, Inc.  
© 2020 Suncor Stainless, Inc.



## COMMERCIAL THIMBLE



**304 STAINLESS STEEL**

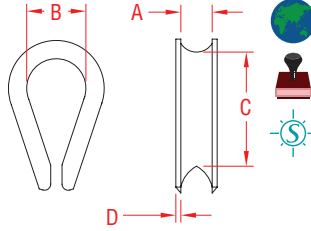


ITEM	SIZE	A	B	C	D	WT
						(lb)
S0123-0001	1/16"	0.10"	0.28"	0.48"	0.03"	0.30/100
S0123-0002	1/16"-5/64"	0.09"	0.31"	0.62"	0.03"	0.40/100
S0123-0003	3/32"-1/8"	0.12"	0.38"	0.72"	0.03"	0.50/100
S0123-0004	5/32"	0.14"	0.43"	0.73"	0.04"	0.74/100
S0123-0005	3/16"	0.20"	0.55"	0.78"	0.04"	0.01
S0123-0007	1/4"	0.25"	0.69"	0.95"	0.05"	0.02
S0123-0008	5/16"	0.34"	0.78"	1.40"	0.06"	0.04
S0123-0010	3/8"	0.42"	0.94"	1.70"	0.06"	0.06
S0123-0013	1/2"	0.54"	1.20"	1.85"	0.06"	0.08
S0123-0014	9/16"	0.60"	1.36"	2.05"	0.06"	0.10
S0123-0016	5/8"	0.68"	1.45"	2.37"	0.07"	0.17
S0123-0018	3/4"	0.76"	1.60"	2.63"	0.08"	0.21
S0123-0022	7/8"	0.95"	1.90"	3.10"	0.09"	0.39
S0123-0025	1"	1.05"	2.08"	3.36"	0.09"	0.49

## FED. SPEC. THIMBLE



**316 STAINLESS STEEL**



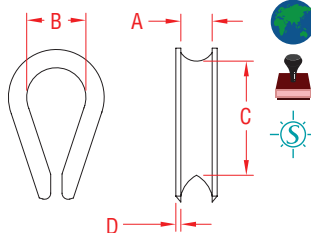
ITEM	SIZE	A	B	C	D	WT
						(lb)
S0123-FS05	3/16"	0.23"	0.72"	1.35"	0.05"	0.03
S0123-FS07	1/4"	0.28"	0.90"	1.63"	0.07"	0.08
S0123-FS08	5/16"	0.35"	1.08"	1.88"	0.08"	0.10
S0123-FS10	3/8"	0.40"	1.13"	2.13"	0.11"	0.23
S0123-FS12	7/16"	0.47"	1.25"	2.38"	0.13"	0.35
S0123-FS13	1/2"	0.55"	1.52"	2.63"	0.15"	0.51
S0123-FS14	9/16"	0.62"	1.50"	2.94"	0.15"	0.54
S0123-FS16	5/8"	0.65"	1.78"	3.25"	0.16"	0.71
S0123-FS20	3/4"	0.85"	2.02"	3.83"	0.22"	1.61
S0123-FS22	7/8"	0.95"	2.30"	4.25"	0.22"	1.87
S0123-FS25	1"	1.12"	2.56"	4.80"	0.25"	2.56
S0123-FS32	1-1/8" - 1-1/4"	1.31"	2.88"	5.38"	0.20"	3.51

**NOTE: HEAVY DUTY VERSION. DIMENSIONS AND WORKING LOAD ARE TO FEDERAL SPECIFICATION: FF-T-276B, TYPE III.**

## FED. SPEC. THIMBLE



**304 STAINLESS STEEL**



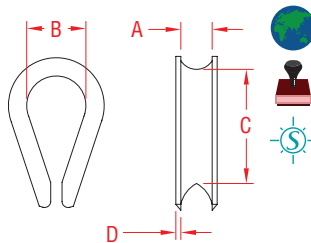
ITEM	SIZE	A	B	C	D	WT
						(lb)
S0125-FS05	3/16"	0.23"	0.72"	1.35"	0.05"	0.03
S0125-FS07	1/4"	0.28"	0.90"	1.63"	0.07"	0.08
S0125-FS08	5/16"	0.35"	1.08"	1.88"	0.08"	0.10
S0125-FS10	3/8"	0.40"	1.13"	2.13"	0.11"	0.23
S0125-FS13	1/2"	0.55"	1.52"	2.63"	0.15"	0.51
S0125-FS14	9/16"	0.62"	1.50"	2.94"	0.15"	0.54
S0125-FS16	5/8"	0.65"	1.78"	3.25"	0.16"	0.71
S0125-FS20	3/4"	0.85"	2.02"	3.83"	0.22"	1.61

**NOTE: HEAVY DUTY VERSION. DIMENSIONS AND WORKING LOAD ARE TO FEDERAL SPECIFICATION: FF-T-276B, TYPE III. SIZES 7/8", 1", 1-1/8" AND 1-1/4" ARE AVAILABLE IN 316 STAINLESS. REFER TO S0123-FS SERIES ABOVE.**

## HEAVY DUTY THIMBLE



**316 STAINLESS STEEL**



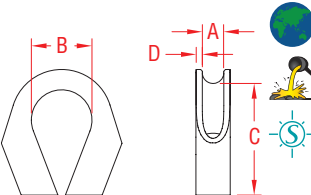
ITEM	SIZE	A	B	C	D	WT
						(lb)
S0127-0005	3/16"	0.24"	0.75"	1.46"	0.05"	0.03
S0127-0007	1/4"	0.28"	0.88"	1.71"	0.07"	0.07
S0127-0008	5/16"	0.34"	1.06"	1.97"	0.07"	0.12
S0127-0010	3/8"	0.41"	1.14"	2.25"	0.10"	0.22
S0127-0012	7/16"	0.47"	1.26"	2.50"	0.11"	0.35
S0127-0013	1/2"	0.53"	1.50"	2.92"	0.13"	0.51
S0127-0014	9/16"	0.60"	1.50"	2.92"	0.13"	0.52
S0127-0016	5/8"	0.67"	1.75"	3.41"	0.14"	0.76
S0127-0020	3/4"	0.79"	2.00"	3.98"	0.15"	1.58
S0127-0022	7/8"	0.94"	2.24"	4.48"	0.22"	1.78
S0127-0025	1"	1.06"	2.50"	4.72"	0.22"	3.14
S0127-0032	1-1/8" - 1-1/4"	1.31"	2.88"	5.34"	0.22"	4.00

**NOTE: HEAVY DUTY VERSION.**

## CAPTIVE THIMBLE



**316 STAINLESS STEEL**



ITEM	A	B	C	D	WT
	(size)				(lb)
S0126-0013	1/2"	1.50"	2.76"	0.158"	0.53
S0126-0016	5/8"	1.77"	3.41"	0.177"	0.90
S0126-0020	3/4"	1.97"	3.98"	0.236"	1.78
S0126-0025	1"	2.48"	4.74"	0.256"	2.84
S0126-0032	1-1/4"	2.87"	5.37"	0.256"	3.75

**NOTE: MADE FROM GRADE 316 STAINLESS STEEL FOR CORROSION RESISTANCE AND DURABILITY. ITS PRIMARY FUNCTION IS TO HOLD THE WIRE OR FIBROUS ROPE "CAPTIVE" WHILE PREVENTING CHAFFING, MAKING IT IDEAL FOR IN-WATER BOAT TOWING APPLICATIONS.**

**LIMITED LIFETIME WARRANTY**

**SUNCOR STAINLESS®**

TEL 508-732-9191 • FAX 508-732-9798 • ORDERS ONLY 800-394-2222

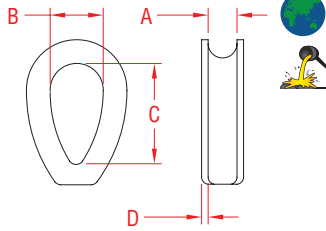
www.suncorstainless.com



## EXTRA HEAVY THIMBLE



304 STAINLESS STEEL



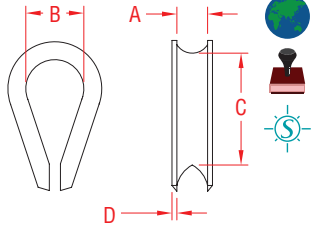
ITEM	SIZE	A	B	C	D	WT
						(lb)
S0123-XH06	1/4"	0.32"	0.67"	1.13"	0.06"	0.06
S0123-XH08	5/16"	0.33"	0.97"	1.70"	0.08"	0.12
S0123-XH10	3/8"	0.41"	1.11"	2.01"	0.06"	0.20
S0123-XH13	1/2"	0.47"	1.46"	2.48"	0.08"	0.31
S0123-XH16	5/8"	0.58"	1.86"	3.24"	0.15"	0.79
S0123-XH20	3/4"	0.73"	2.39"	3.77"	0.10"	0.81
S0123-XH22	7/8"	0.85"	2.52"	4.00"	0.10"	1.06
S0123-XH25	1"	0.97"	2.95"	4.56"	0.13"	1.45

**NOTE:**  
PRECISION CAST EXTRA HEAVY DUTY THIMBLE, NOT FORMED FROM FLAT STEEL. EXCEPTIONAL RESISTANCE TO WEAR AND CRUSHING.

## MIL. SPEC. THIMBLE



316 STAINLESS STEEL



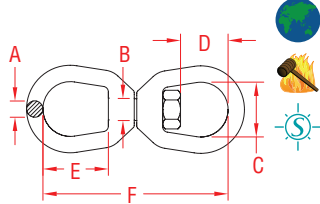
ITEM	SIZE	A	B	C	D	WT
						(lb)
S0124-AN01	100-C3 3/32"	0.09"	0.35"	0.70"	0.03"	0.15/100
S0124-AN03	100-C4 1/8"	0.14"	0.35"	0.70"	0.03"	0.43/100
S0124-AN04	100-C5 5/32"	0.17"	0.40"	0.80"	0.03"	0.60/100
S0124-AN05	100-C6 3/16"	0.20"	0.50"	1.00"	0.03"	0.98/100
S0124-AN07	100-C8 1/4"	0.27"	0.70"	1.40"	0.03"	1.50/100
S0124-AN08	100-C10 5/16"	0.33"	0.90"	1.80"	0.04"	3.50/100
S0124-AN10	100-C12 3/8"	0.39"	1.00"	2.00"	0.06"	8.50/100
S0124-AN12	100-C14 7/16"	0.45"	1.13"	2.25"	0.08"	9.30/100
S0124-AN13	100-C16 1/2"	0.52"	1.25"	2.50"	0.08"	10.50/100

**NOTE:**  
MEETS MIL SPEC AN100 (AIR FORCE/NAVY)

## FED. SPEC. EYE & EYE SWIVEL



316 STAINLESS STEEL



ITEM	A	B	C	D	E	F	WLL	WT
	(size)						(lb)	(lb)
S0128-FS07	1/4"	0.31"	0.75"	0.80"	1.06"	2.92"	900	0.19
S0128-FS10	3/8"	0.50"	1.25"	1.06"	1.50"	4.29"	2,600	0.68
S0128-FS13	1/2"	0.63"	1.50"	1.45"	2.00"	5.42"	4,400	1.33
S0128-FS16	5/8"	0.75"	1.75"	1.73"	2.38"	6.55"	6,000	2.29

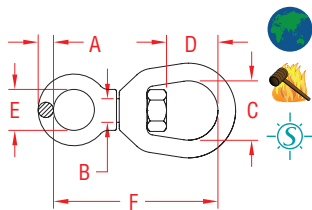
**NOTE:**  
I/A/W FED. SPECIFICATION RR-C-271F TYPE VII, CLASS 2 (EXCEPT 316 STAINLESS STEEL). SWIVELS ARE POSITIONING DEVICES AND ARE NOT INTENDED TO ROTATE UNDER LOAD. MARKED WITH SIZE AND WORKING LOAD LIMIT.

**FORGED**

## FED. SPEC. CHAIN SWIVEL



316 STAINLESS STEEL



ITEM	A	B	C	D	E	F	WLL	WT
	(size)						(lb)	(lb)
S0128-FX05	3/16"	0.25"	0.75"	0.84"	0.50"	2.28"	700	0.13
S0128-FX07	1/4"	0.31"	0.75"	0.80"	0.63"	2.56"	900	0.17
S0128-FX08	5/16"	0.38"	1.25"	1.17"	0.75"	3.37"	1,200	0.43
S0128-FX10	3/8"	0.50"	1.25"	1.06"	1.00"	3.74"	3,400	0.56
S0128-FX13	1/2"	0.63"	1.50"	1.45"	1.25"	4.68"	4,400	1.15
S0128-FX16	5/8"	0.75"	1.75"	1.73"	1.50"	5.71"	6,000	2.02

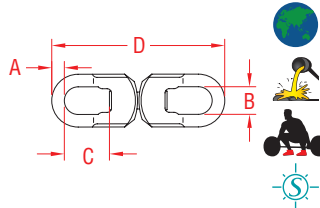
**NOTE:**  
I/A/W FED. SPECIFICATION RR-C-271F TYPE VII, CLASS 1 (EXCEPT 316 STAINLESS STEEL). SWIVELS ARE POSITIONING DEVICES AND ARE NOT INTENDED TO ROTATE UNDER LOAD. MARKED WITH SIZE AND WORKING LOAD LIMIT.

**FORGED**

## HEAVY DUTY EYE & EYE SWIVEL



316 STAINLESS STEEL



ITEM	A	B	C	D	WLL	WT
	(size)				(lb)	(lb)
S0128-HD07	1/4"	0.58"	1.00"	3.50"	750	0.27
S0128-HD08	5/16"	0.74"	1.25"	4.40"	1,400	0.52
S0128-HD10	3/8"	0.88"	1.50"	5.26"	2,000	0.88
S0128-HD13	1/2"	1.10"	2.00"	7.00"	3,300	2.00

**NOTE:**  
MARKED WITH SIZE AND WORKING LOAD.

SWIVELS ARE POSITIONING DEVICES AND ARE NOT INTENDED TO ROTATE UNDER LOAD. FORGED VERSIONS, SEE ABOVE.



Key:



Made in USA



Drop Forged



Precision Machined



Wire Formed



Suncor Exclusive



Import



Precision Cast



Stamped



Load Rated



New Product

ORDERS ONLY: 800-394-2222 (USA+CANADA)

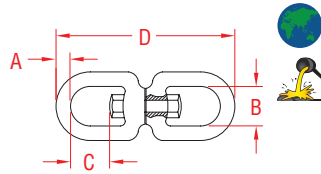
All logos, icons, images, measurements and descriptions are the sole property of Suncor Stainless, Inc.

© 2020 Suncor Stainless, Inc.

## EYE & EYE SWIVEL



**316 STAINLESS STEEL**



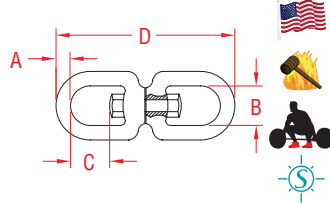
ITEM	A	B	C	D	WLL	WT
	(size)				(lb)	(lb)
S0128-0004	5/32"	0.43"	0.50"	2.00"	150	0.04
S0128-0005	3/16"	0.50"	0.50"	2.31"	300	0.12
S0128-0006	1/4"	0.56"	0.56"	2.56"	600	0.12
S0128-0008	5/16"	0.75"	0.75"	3.62"	1,100	0.29
S0128-0010	3/8"	0.87"	1.00"	4.39"	1,540	0.55
S0128-0013	1/2"	1.30"	1.31"	5.83"	2,640	1.25
S0128-0016	5/8"	1.50"	1.62"	7.37"	4,750	2.10
S0128-0020	3/4"	1.62"	2.00"	8.50"	7,000	3.40
S0128-0022	7/8"	1.87"	2.00"	9.25"	8,000	5.02
S0128-0025	1"	2.50"	2.56"	11.00"	10,000	8.73

**NOTE:**  
SWIVELS ARE POSITIONING DEVICES AND ARE NOT INTENDED TO ROTATE UNDER LOAD. FORGED VERSION, SEE PAGE 74.

## NITRONIC EYE & EYE SWIVEL



**NITRONIC 50**



ITEM	A	B	C	D	WLL	WT
	(size)				(lb)	(lb)
S0128-NM10	3/8"	1.25"	1.31"	4.13"	3,000	0.70

**NOTE:**  
I/A/W MIL-F-17280 TYPE III, STYLE A.

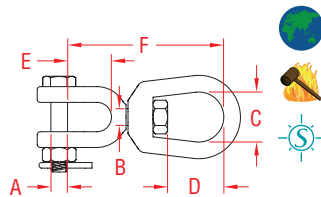
**SWIVELS ARE POSITIONING DEVICES AND ARE NOT INTENDED TO ROTATE UNDER LOAD.**

**FORGED**

## FED. SPEC. JAW & EYE SWIVEL



**316 STAINLESS STEEL**



ITEM	A	B	C	D	E	F	WLL	WT
	(size)						(lb)	(lb)
S0155-FS07	1/4"	0.31"	0.75"	0.80"	0.85"	2.58"	900	0.23
S0155-FS08	5/16"	0.38"	1.25"	1.17"	0.88"	3.31"	1,600	0.53
S0155-FS10	3/8"	0.50"	1.25"	1.06"	1.07"	3.63"	3,400	0.76
S0155-FS13	1/2"	0.63"	1.50"	1.45"	1.42"	4.59"	4,400	1.45
S0155-FS16	5/8"	0.75"	1.75"	1.73"	1.50"	5.35"	6,000	2.47

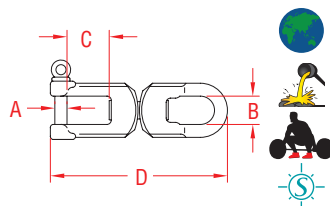
**NOTE:**  
I/A/W FED. SPECIFICATION RR-C-271F TYPE VII, CLASS 3 (EXCEPT 316 STAINLESS STEEL). SWIVELS ARE POSITIONING DEVICES AND ARE NOT INTENDED TO ROTATE UNDER LOAD. MARKED WITH SIZE AND WORKING LOAD LIMIT.

**FORGED**

## HEAVY DUTY EYE & JAW SWIVEL



**316 STAINLESS STEEL**



ITEM	A	B	C	D	WLL	WT
	(size)				(lb)	(lb)
S0155-HD07	1/4"	0.50"	0.68"	3.25"	750	0.24
S0155-HD08	5/16"	0.62"	0.87"	4.12"	1,400	0.48
S0155-HD10	3/8"	0.75"	1.00"	5.00"	2,000	0.82
S0155-HD13	1/2"	1.00"	1.37"	6.50"	3,300	1.88

**NOTE:**  
MARKED WITH SIZE AND WORKING LOAD.

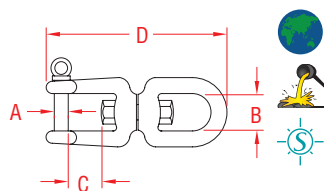
**SWIVELS ARE POSITIONING DEVICES AND ARE NOT INTENDED TO ROTATE UNDER LOAD. FORGED VERSIONS, SEE ABOVE.**



## EYE & JAW SWIVEL



**316 STAINLESS STEEL**



ITEM	A	B	C	D	WLL	WT
	(size)				(lb)	(lb)
S0155-0006	1/4"	0.50"	0.43"	2.62"	600	0.14
S0155-0008	5/16"	0.62"	0.62"	3.62"	1,100	0.33
S0155-0010	3/8"	0.95"	0.87"	4.35"	1,540	0.63
S0155-0013	1/2"	1.30"	1.06"	5.63"	2,640	1.40
S0155-0016	5/8"	1.54"	1.37"	7.37"	4,750	2.36
S0155-0020	3/4"	1.50"	1.62"	8.50"	7,000	3.93

**NOTE:**  
SUNCOR RECOMMENDS THE USE OF THREAD LOCKING FLUID WITH THIS TYPE OF SWIVEL.

**SWIVELS ARE POSITIONING DEVICES AND ARE NOT INTENDED TO ROTATE UNDER LOAD. FORGED VERSIONS, SEE ABOVE.**

**LIMITED LIFETIME WARRANTY**

**SUNCOR STAINLESS®**

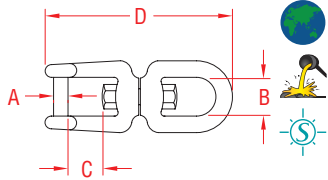
TEL 508-732-9191 • FAX 508-732-9798 • ORDERS ONLY 800-394-2222

www.suncorstainless.com

## EYE & JAW SWIVEL



**316 STAINLESS STEEL  
W/ NO SNAG PIN**



ITEM	A	B	C	D	WLL	WT
	(size)				(lb)	(lb)
S0155-NS06	1/4"	0.50"	0.43"	2.62"	600	0.14

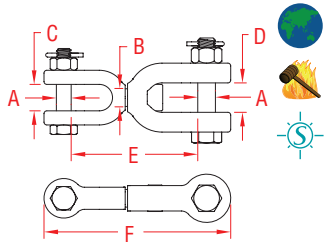
**NOTE:**  
NO SNAG SHACKLE PIN SITS FLUSH WITH BODY OF SWIVEL. SUNCOR RECOMMENDS USING THREAD LOCKING FLUID WITH THIS TYPE OF SWIVEL.

**SWIVELS ARE POSITIONING DEVICES AND ARE NOT INTENDED TO ROTATE UNDER LOAD. FORGED VERSION, SEE PAGE 75.**

## JAW & JAW SWIVEL



**316 STAINLESS STEEL**



ITEM	SIZE	A	B	C	D	E	F	WLL	WT
								(lb)	(lb)
S0156-FS05	3/16"	0.25"	0.25"	0.44"	0.53"	2.20"	3.11"	600	0.24
S0156-FS07	1/4"	0.25"	0.31"	0.50"	0.60"	2.69"	3.68"	1,000	0.30
S0156-FS08	5/16"	0.31"	0.38"	0.56"	0.66"	2.89"	4.05"	1,600	0.49
S0156-FS10	3/8"	0.38"	0.50"	0.63"	0.85"	3.64"	5.04"	3,000	1.03
S0156-FS13	1/2"	0.50"	0.63"	0.75"	1.04"	4.55"	6.31"	4,400	1.79
S0156-FS16	5/8"	0.63"	0.75"	1.00"	1.23"	5.11"	7.34"	6,000	3.29

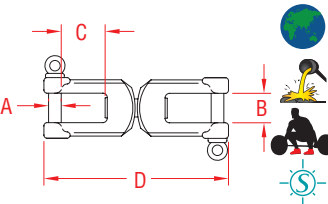
**NOTE:**  
SWIVELS ARE POSITIONING DEVICES AND ARE NOT INTENDED TO ROTATE UNDER LOAD. MARKED WITH SIZE AND WORKING LOAD LIMIT.

**FORGED**

## HEAVY DUTY JAW & JAW SWIVEL



**316 STAINLESS STEEL**



ITEM	A	B	C	D	WLL	WT
	(size)				(lb)	(lb)
S0156-HD07	1/4"	0.50"	0.68"	3.25"	750	0.27
S0156-HD08	5/16"	0.67"	0.87"	3.95"	1,400	0.52
S0156-HD10	3/8"	0.75"	1.00"	4.62"	2,000	0.88
S0156-HD13	1/2"	1.00"	1.37"	6.00"	3,300	2.00

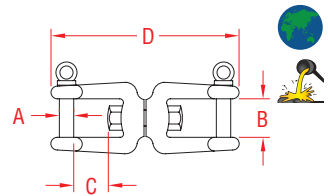
**NOTE:**  
MARKED WITH SIZE AND WORKING LOAD. BULK ORDERS ON SWIVELS WITH "NO SNAG" SHACKLE PIN MAY BE PLACED ON SPECIAL ORDER.

**SWIVELS ARE POSITIONING DEVICES AND ARE NOT INTENDED TO ROTATE UNDER LOAD. FORGED VERSION, SEE ABOVE.**

## JAW & JAW SWIVEL



**316 STAINLESS STEEL**



ITEM	A	B	C	D	WLL	WT
	(size)				(lb)	(lb)
S0156-0006	1/4"	0.50"	0.43"	2.50"	600	0.15
S0156-0008	5/16"	0.62"	0.62"	3.50"	1,100	0.38
S0156-0010	3/8"	0.87"	0.87"	4.30"	1,540	0.74
S0156-0013	1/2"	1.00"	1.12"	5.88"	2,640	1.54
S0156-0016	5/8"	1.25"	1.37"	7.31"	4,750	2.63
S0156-0020	3/4"	1.50"	1.62"	8.29"	7,100	4.34

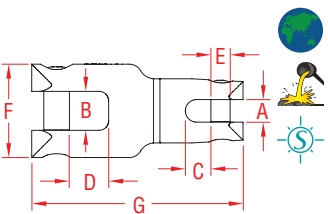
**NOTE:**  
COMMERCIAL TYPE. NO SNAG SHACKLE PIN AVAILABLE FOR SOME SIZES AT ADDITIONAL COST.

**SWIVELS ARE POSITIONING DEVICES AND ARE NOT INTENDED TO ROTATE UNDER LOAD. FORGED VERSION, SEE ABOVE.**

## ANCHOR SWIVEL



**17-4 PH STAINLESS STEEL**



ITEM	SIZE	A	B	C	D	E	F	G	WLL	WT
	(for chain)								(lb)	(lb)
S0190-0008	1/4 - 5/16"	0.38"	0.65"	0.50"	0.81"	0.31"	1.90"	3.81"	2,400	0.96
S0190-0013	3/8 - 1/2"	0.59"	0.85"	0.67"	1.25"	0.50"	2.35"	5.50"	4,400	2.18

**NOTE:**  
HEAVY DUTY ANCHOR RODE SWIVEL. SLEEK DESIGN WITH SOLID SCREW PINS. SWIVEL SPINS 360 DEGREES. EQUIPPED WITH SOLID BRONZE THRUST WASHER. THREAD LOCKING LIQUID INCLUDED FOR CROSS PINS.

**REPLACEMENT PINS**

S0190-RP08	5/16"
S0190-RP13	1/2"



**Key:**



Made in USA



Drop Forged



Precision Machined



Wire Formed



Suncor Exclusive



Import



Precision Cast



Stamped



Load Rated



New Product

**ORDERS ONLY: 800-394-2222**  
(USA+CANADA)

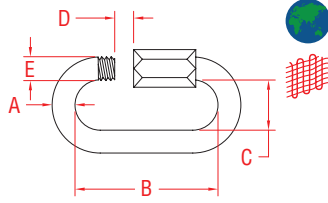
All logos, icons, images, measurements and descriptions are the sole property of Suncor Stainless, Inc.

© 2020 Suncor Stainless, Inc.



## QUICK LINK

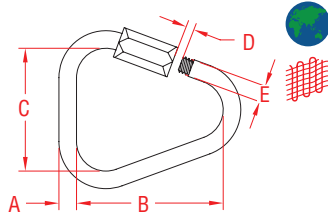
316 STAINLESS STEEL



ITEM	A	B	C	D	E	WLL	WT
	(size)					(lb)	(lb)
S0160-0003	1/8"	1.15"	0.43"	0.18"	0.21"	200	0.02
S0160-0004	5/32"	1.30"	0.45"	0.25"	0.24"	300	0.03
S0160-0005	3/16"	1.56"	0.53"	0.28"	0.29"	800	0.05
S0160-0006	1/4"	1.86"	0.58"	0.32"	0.35"	1,200	0.08
S0160-0007	9/32"	2.17"	0.67"	0.36"	0.39"	1,400	0.11
S0160-0008	5/16"	2.29"	0.70"	0.44"	0.44"	2,000	0.16
S0160-0009	23/64"	2.49"	0.85"	0.45"	0.49"	3,000	0.24
S0160-0010	3/8"	2.78"	0.78"	0.52"	0.52"	3,500	0.29
S0160-0012	1/2"	3.22"	1.00"	0.53"	0.60"	5,000	0.52
S0160-0014	9/16"	3.69"	1.05"	0.67"	0.69"	7,700	0.80
S0160-0016	5/8"	4.33"	1.20"	0.75"	0.76"	9,900	1.20
S0160-0018	23/32"	4.80"	1.29"	0.91"	0.88"	11,880	1.59

## DELTA QUICK LINK

316 STAINLESS STEEL

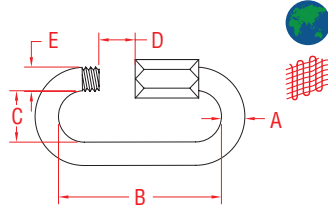


ITEM	A	B	C	D	E	WLL	WT
	(size)					(lb)	(lb)
S0160-DX03	1/8"	1.17"	0.93"	0.23"	0.21"	175	0.02
S0160-DX04	5/32"	1.33"	1.07"	0.23"	0.23"	300	0.03
S0160-DX05	3/16"	1.53"	1.18"	0.23"	0.29"	400	0.05
S0160-DX06	1/4"	1.70"	1.37"	0.31"	0.35"	750	0.09
S0160-DX08	5/16"	2.25"	1.53"	0.42"	0.44"	1,400	0.20
S0160-DX10	3/8"	2.66"	1.83"	0.50"	0.52"	2,100	0.35
S0160-DX12	1/2"	3.26"	2.08"	0.56"	0.60"	3,200	0.57
S0160-DX14	9/16"	3.77"	2.26"	0.67"	0.69"	5,400	0.86
S0160-DX16	5/8"	4.21"	2.42"	0.75"	0.76"	7,000	1.19
S0160-DX18	23/32"	4.72"	2.62"	0.91"	0.88"	9,200	1.65

**NOTE:**  
BULK ORDERS ON ALL OTHER TYPES AND SIZES  
OF QUICK LINKS ARE AVAILABLE ON SPECIAL ORDER.

## LONG QUICK LINK

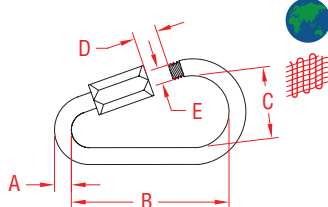
316 STAINLESS STEEL



ITEM	A	B	C	D	E	WLL	WT
	(size)					(lb)	(lb)
S0160-LA03	1/8"	1.50"	0.34"	0.34"	0.21"	200	0.02
S0160-LA04	5/32"	1.76"	0.46"	0.47"	0.24"	300	0.02
S0160-LA05	3/16"	2.05"	0.52"	0.52"	0.29"	880	0.06
S0160-LA06	1/4"	2.31"	0.58"	0.58"	0.35"	1,200	0.09
S0160-LA08	5/16"	2.83"	0.67"	0.67"	0.44"	2,100	0.20
S0160-LA09	3/8"	3.03"	0.75"	0.75"	0.49"	2,700	0.26
S0160-LA10	7/16"	3.38"	0.81"	0.81"	0.52"	3,500	0.35
S0160-LA12	1/2"	3.94"	0.92"	0.92"	0.60"	4,800	0.61
S0160-LA14	9/16"	4.50"	1.05"	1.05"	0.69"	6,800	0.95
S0160-LA16	5/8"	5.08"	1.16"	1.16"	0.76"	8,800	1.42
S0160-LA18	3/4"	5.53"	1.28"	1.28"	0.88"	10,800	1.99

## PEAR QUICK LINK

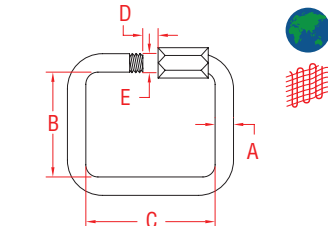
316 STAINLESS STEEL



ITEM	A	B	C	D	E	WLL	WT
	(size)					(lb)	(lb)
S0160-PR03	1/8"	1.79"	0.80"	0.34"	0.21"	200	0.03
S0160-PR04	5/32"	2.05"	0.95"	0.46"	0.24"	250	0.04
S0160-PR05	3/16"	2.35"	1.10"	0.46"	0.29"	575	0.07
S0160-PR06	1/4"	2.56"	1.20"	0.55"	0.35"	850	0.10
S0160-PR08	5/16"	3.37"	1.45"	0.66"	0.44"	1,450	0.22
S0160-PR09	23/64"	3.45"	1.59"	0.70"	0.49"	1,600	0.28
S0160-PR10	3/8"	3.50"	1.50"	0.77"	0.52"	1,850	0.42
S0160-PR12	1/2"	4.47"	2.12"	0.88"	0.60"	3,300	0.68
S0160-PR14	9/16"	5.14"	2.26"	1.05"	0.69"	4,600	0.99
S0160-PR16	5/8"	5.74"	2.52"	1.17"	0.76"	5,900	1.30

## SQUARE QUICK LINK

316 STAINLESS STEEL



ITEM	A	B	C	D	E	WLL	WT
	(size)					(lb)	(lb)
S0160-SQ03	1/8"	0.88"	1.08"	0.19"	0.21"	330	0.03
S0160-SQ04	5/32"	0.98"	1.23"	0.22"	0.24"	440	0.03
S0160-SQ05	3/16"	1.09"	1.47"	0.25"	0.29"	710	0.06
S0160-SQ06	1/4"	1.22"	1.69"	0.30"	0.35"	990	0.10
S0160-SQ07	9/32"	1.34"	1.95"	0.34"	0.39"	1,300	0.15
S0160-SQ08	5/16"	1.45"	2.17"	0.41"	0.44"	1,600	0.20
S0160-SQ09	3/8"	1.58"	2.36"	0.44"	0.49"	2,100	0.29
S0160-SQ10	7/16"	1.69"	2.70"	0.47"	0.52"	2,700	0.38
S0160-SQ12	1/2"	1.97"	3.08"	0.59"	0.60"	3,800	0.63
S0160-SQ14	9/16"	2.25"	3.50"	0.67"	0.69"	5,400	0.99
S0160-SQ16	5/8"	2.52"	4.06"	0.75"	0.76"	6,900	1.54

LIMITED LIFETIME  
WARRANTY

**SUNCOR STAINLESS®**

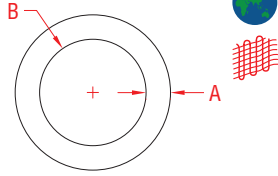
TEL 508-732-9191 • FAX 508-732-9798 • ORDERS ONLY 800-394-2222

www.suncorstainless.com

## ROUND RING



**316 STAINLESS STEEL**



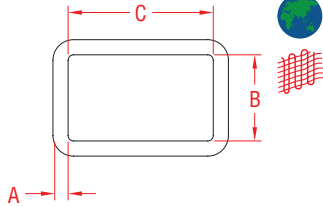
ITEM	A	B	WLL		WT	ITEM	A	B	WLL		WT
			(lb)	(lb)					(lb)	(lb)	
S0139-0320	1/8"	3/4"	125	0.01		S0139-0840	5/16"	1-1/2"	750	0.14	
S0139-0325	1/8"	1"	125	0.01		S0139-0845	5/16"	1-3/4"	700	0.15	
S0139-0425	5/32"	1"	300	0.03		S0139-0850	5/16"	2"	600	0.16	
S0139-0430	5/32"	1-1/4"	280	0.03		S0139-0865	5/16"	2-1/2"	500	0.20	
S0139-0440	5/32"	1-1/2"	250	0.03		S0139-1050	3/8"	2"	1,100	0.26	
S0139-0525	3/16"	1"	500	0.04		S0139-1065	3/8"	2-1/2"	1,000	0.33	
S0139-0530	3/16"	1-1/4"	300	0.05		S0139-1080	3/8"	3-1/4"	800	0.39	
S0139-0540	3/16"	1-1/2"	300	0.06		S0139-1210	1/2"	4"	800	0.63	
S0139-0550	3/16"	2"	250	0.05		S0139-1260	1/2"	2-3/8"	1,400	0.45	
S0139-0625	1/4"	1"	600	0.05		S0139-1265	1/2"	2-1/2"	1,350	0.48	
S0139-0630	1/4"	1-1/4"	500	0.06		S0139-1280	1/2"	3-1/4"	1,200	0.56	
S0139-0640	1/4"	1-1/2"	400	0.08							
S0139-0650	1/4"	2"	350	0.10							

**NOTE: SPECIAL BULK ORDERS ON OTHER SIZES ARE AVAILABLE.**

## RECTANGULAR LINK



**316 STAINLESS STEEL**



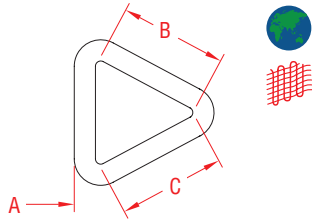
ITEM	A	B	C	WLL	WT
S0139-R525	3/16"	0.50"	1.00"	600	0.03
S0139-R550	3/16"	0.50"	2.00"	550	0.05
S0139-R650	1/4"	1.00"	2.00"	800	0.08
S0139-R865	5/16"	1.50"	2.50"	1,200	0.19
S0139-R875	5/16"	1.50"	3.00"	1,100	0.22

**NOTE: WORKING LOADS ARE BASED ON "C" LENGTH BEING USED IN FULL BY WEBBING, AND NOT UNDER POINT OR SHOCK LOAD.**

## TRIANGLE LOOP



**316 STAINLESS STEEL**



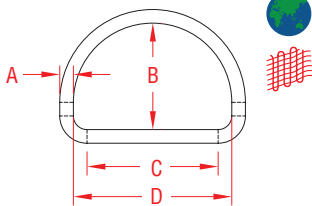
ITEM	A	B	C	WLL	WT
S0139-T525	3/16"	1.00"	1.00"	500	0.03
S0139-T650	1/4"	2.00"	2.00"	750	0.10

**NOTE: SEE WEBBING HARDWARE ON PAGE 102.**

## "D" RING



**316 STAINLESS STEEL**



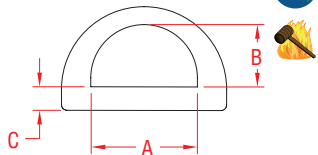
ITEM	A	B	C	D	WLL	WT
S0139-X325	1/8"	0.88"	1.00"	1.25"	100	0.01
S0139-X525	3/16"	1.06"	1.00"	1.38"	300	0.04
S0139-X540	3/16"	1.31"	1.50"	1.88"	300	0.05
S0139-X625	1/4"	1.25"	1.00"	1.50"	500	0.06
S0139-X640	1/4"	1.50"	1.50"	2.00"	500	0.08
S0139-X650	1/4"	1.75"	2.00"	2.50"	500	0.10
S0139-X850	5/16"	1.94"	2.00"	2.62"	800	0.18
S0139-X865	5/16"	2.19"	2.50"	3.12"	800	0.22
S0139-X875	5/16"	2.44"	3.00"	3.62"	800	0.24

**NOTE: WORKING LOADS ARE BASED ON "C" LENGTH BEING USED IN FULL BY WEBBING, AND NOT UNDER POINT OR SHOCK LOAD.**

## HEAVY DUTY FORGED "D" RING



**316 STAINLESS STEEL**



ITEM	A	B	C	WLL	WT
S0222-F025	1"	0.65"	0.23"	1,200	0.06
S0222-F038	1-1/2"	0.87"	0.31"	2,000	0.13
S0222-F050	2"	1.10"	0.37"	4,000	0.24

**NOTE: WORKING LOAD IS BASED ON "A" LENGTH BEING USED IN FULL BY WEBBING, AND NOT UNDER POINT OR SHOCK LOAD.**



**Key:**

Made in USA	Drop Forged	Precision Machined	Wire Formed	Suncor Exclusive
Import	Precision Cast	Stamped	Load Rated	New Product

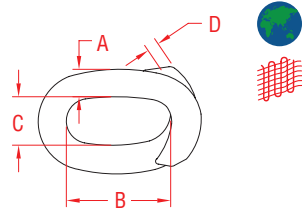
All logos, icons, images, measurements and descriptions are the sole property of Suncor Stainless, Inc. © 2020 Suncor Stainless, Inc.

**ORDERS ONLY: 800-394-2222 (USA+CANADA)**

## LAP LINK



**316 STAINLESS STEEL**



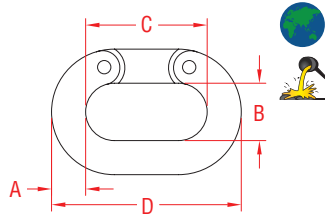
ITEM	A	B	C	D	WLL	WT
	(size)				(lb)	(lb)
S0465-0005	3/16"	0.95"	0.58"	0.39"	300	0.04
S0465-0007	1/4"	1.25"	0.63"	0.50"	400	0.10
S0465-0008	5/16"	1.50"	0.70"	0.60"	700	0.15

**NOTE:**  
SPECIAL BULK ORDERS ON OTHER SIZES ARE AVAILABLE.

## CAST CONNECTING LINK



**316 STAINLESS STEEL**



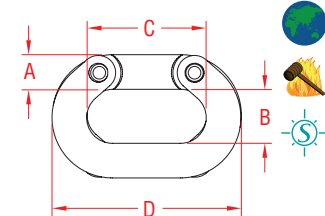
ITEM	A	B	C	D	WLL	WT
	(size)				(lb)	(lb)
S0460-0005	3/16"	0.35"	0.70"	1.09"	400	0.03
S0460-0006	1/4"	0.43"	0.84"	1.30"	600	0.04
S0460-0008	5/16"	0.48"	0.95"	1.60"	1,000	0.09
S0460-0010	3/8"	0.60"	1.15"	1.87"	1,500	0.14
S0460-0013	1/2"	0.75"	1.45"	2.43"	2,000	0.28
S0460-0016	5/8"	0.95"	1.90"	3.15"	4,000	0.57

**NOTE:**  
DO NOT USE WITHOUT RIVETING PINS SECURELY.

## FORGED CONNECTING LINK



**316-NM STAINLESS STEEL**



ITEM	A	B	C	D	WLL	WT
	(size)				(lb)	(lb)
S0660-0007	1/4"	0.42"	0.87"	1.50"	1,400	0.07
S0660-0008	5/16"	0.50"	1.00"	1.75"	2,000	0.12
S0660-0010	3/8"	0.57"	1.12"	2.12"	2,800	0.18

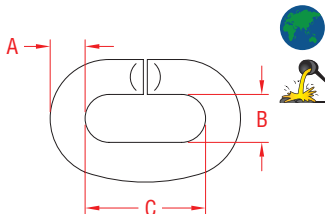
**NOTE:**  
SIZE IS PERMANENTLY FORGED INTO EACH PART DURING PRODUCTION.  
WLL ARE 25% OF BREAKING LOAD.

**DO NOT USE WITHOUT RIVETING PINS SECURELY.**

## "C" CONNECT LINK



**316 STAINLESS STEEL**



ITEM	A	B	C	WLL	WT
	(size)			(lb)	(lb)
S0165-0005	3/16"	0.31"	0.75"	160	0.03
S0165-0006	1/4"	0.37"	0.87"	300	0.04
S0165-0008	5/16"	0.43"	1.25"	400	0.09
S0165-0010	3/8"	0.56"	1.50"	500	0.18
S0165-0013	1/2"	0.75"	2.00"	700	0.38
S0165-0016	5/8"	0.87"	2.50"	1,200	0.70
S0165-0020	3/4"	1.12"	3.00"	2,000	1.10

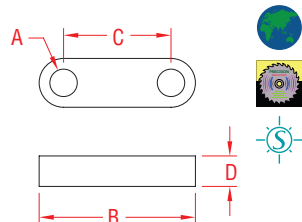
**NOTE:**  
QUICK CONNECT AND DISCONNECT ARE ACHIEVED  
BY TURNING LINKS 90 DEGREES TO EACH OTHER.

**SOLD INDIVIDUALLY.**

## UNIVERSAL LINK



**316 STAINLESS STEEL**



ITEM	SIZE	A	B	C	D	WT
						(lb)
S0100-0007	1/4"	0.28"	1.61"	1.11"	0.31"	0.05
S0100-0008	5/16"	0.31"	1.87"	1.22"	0.34"	0.08
S0100-0010	3/8"	0.40"	2.12"	1.38"	0.46"	0.14
S0100-0013	1/2"	0.50"	2.71"	1.71"	0.50"	0.27

**NOTE:**  
DESIGNED FOR LINKING COMPONENTS WITH  
MATCHING PIN DIAMETERS. EASILY CONNECT JAWS,  
SHACKLES, TOGGLES, YOKE ENDS, ETC. THIS  
UNIVERSAL LINK IS A SIMPLE, YET VERSATILE  
RIGGING SOLUTION.



**LIMITED LIFETIME  
WARRANTY**

 **SUNCOR STAINLESS®**

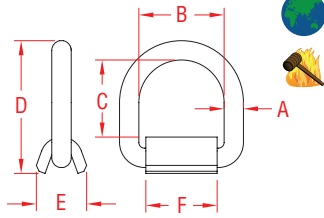
TEL 508-732-9191 • FAX 508-732-9798 • ORDERS ONLY 800-394-2222

www.suncorstainless.com



## LASHING RING - "WELD-ON"

316 STAINLESS STEEL



ITEM	A	B	C	D	E	F	WLL	WT
	(size)						(lb)	(lb)
S3722-0013	1/2"	2.35"	2.12"	3.65"	1.38"	1.96"	*3,000	1.00
S3722-0016	5/8"	2.94"	2.55"	4.48"	1.75"	2.56"	*4,500	2.18
S3722-0020	3/4"	2.98"	2.58"	4.63"	1.89"	2.56"	*6,500	2.53
S3722-0025	1"	3.00"	2.52"	5.14"	2.14"	2.56"	*8,500	4.47

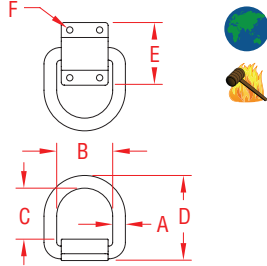
**NOTE:**  
HEAVY DUTY LASHING RING IS DESIGNED FOR DEMANDING TIE-DOWN APPLICATIONS. "D" RING IS FORGED 316 STAINLESS STEEL AND FOLDS FLUSH WHEN NOT IN USE. FEATURES WELD-ON MOUNTING PLATE. IDEAL FOR CARGO APPLICATIONS SUCH AS OVERSEAS CONTAINER SHIPMENTS OR LONG DISTANCE HAULING IN EXPOSED ELEMENTS.

\*WORKING LOAD LIMIT DEPENDS ON THE QUALITY OF THE WELD ATTACHING THE BASE.

**FORGED**

## LASHING RING - "BOLT-ON"

316 STAINLESS STEEL



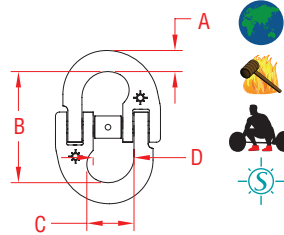
ITEM	A	B	C	D	E	F	BOLT	WLL	WT
	(size)						(diameter)	(lb)	(lb)
S3723-0013	1/2"	2.35"	2.14"	3.56"	2.63"	0.34"	5/16"	3,000	1.18
S3723-0016	5/8"	2.94"	2.61"	4.42"	2.75"	0.41"	3/8"	4,500	2.25
S3723-0020	3/4"	2.98"	2.58"	4.56"	3.19"	0.41"	3/8"	6,500	3.00
S3723-0025	1"	3.00"	2.52"	5.17"	4.25"	0.53"	1/2"	8,500	5.18

**NOTE:**  
HEAVY DUTY LASHING RING IS DESIGNED FOR DEMANDING TIE-DOWN APPLICATIONS. "D" RING IS FORGED 316 STAINLESS STEEL AND FOLDS FLUSH WHEN NOT IN USE. FEATURES BOLT-ON MOUNTING PLATE. IDEAL FOR CARGO APPLICATIONS SUCH AS OVERSEAS CONTAINER SHIPMENTS OR LONG DISTANCE HAULING IN EXPOSED ELEMENTS.

**FORGED**

## HAMMERLOCK LINK

316-NM STAINLESS STEEL



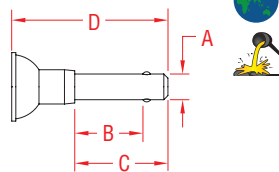
ITEM	SIZE	A	B	C	D	WLL	WT
						(lb)	(lb)
S0655-0005	3/16"	0.30"	1.44"	0.55"	0.48"	1,100	0.15
S0655-0007	1/4"	0.35"	1.88"	0.77"	0.67"	2,200	0.27
S0655-0008	5/16"	0.42"	2.16"	0.73"	0.66"	2,700	0.36
S0655-0010	3/8"	0.53"	2.80"	1.19"	1.03"	4,400	0.81
S0655-0013	1/2"	0.65"	3.48"	1.35"	1.16"	7,300	1.80
S0655-0016	5/8"	0.86"	4.01"	1.72"	1.53"	11,000	3.80

**REPLACEMENT PIN SET - INCLUDES PIN, BUSHING AND ROLL PIN**

S0655-KT05	3/16"						0.02
S0655-KT07	1/4"						0.03
S0655-KT08	5/16"						0.04
S0655-KT10	3/8"						0.09
S0655-KT13	1/2"						0.18
S0655-KT16	5/8"						0.30

## "QUICK LOCK" PIN

316 STAINLESS STEEL



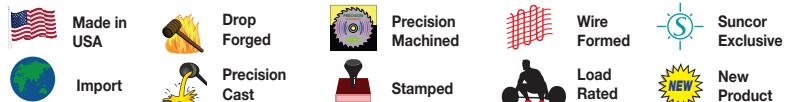
ITEM	A	B	C	D	WLL	WT
	(size)				(lb)	(lb)
S0375-0515	3/16"	1/2"	0.75"	1.50"	2,575	0.02
S0375-0520	3/16"	3/4"	1.00"	1.75"	2,575	0.03
S0375-0525	3/16"	1"	1.25"	2.00"	2,575	0.03
S0375-0540	3/16"	1-1/2"	1.75"	2.50"	2,575	0.04
S0375-0550	3/16"	2"	2.25"	3.00"	2,575	0.04
S0375-0715	1/4"	1/2"	0.75"	1.50"	4,600	0.04
S0375-0725	1/4"	1"	1.25"	2.00"	4,600	0.04
S0375-0732	1/4"	1-1/4"	1.50"	2.25"	4,600	0.05
S0375-0740	1/4"	1-1/2"	1.75"	2.50"	4,600	0.05
S0375-0750	1/4"	2"	2.25"	3.00"	4,600	0.05
S0375-0820	5/16"	3/4"	1.00"	1.75"	7,200	0.05
S0375-0825	5/16"	1"	1.25"	2.00"	7,200	0.06
S0375-0840	5/16"	1-1/2"	1.75"	2.50"	7,200	0.08
S0375-0850	5/16"	2"	2.25"	3.00"	7,200	0.10
S0375-0865	5/16"	2-1/2"	2.75"	3.50"	7,200	0.12
S0375-1025	3/8"	1"	1.38"	2.20"	10,300	0.08
S0375-1040	3/8"	1-1/2"	1.88"	2.70"	10,300	0.10
S0375-1050	3/8"	2"	2.38"	3.20"	10,300	0.12
S0375-1065	3/8"	2-1/2"	2.88"	3.70"	10,300	0.14

**CAUTION:**  
ALL "QUICK" & "QUICKLOCK" PIN WORKING LOADS ARE CALCULATED IN DOUBLE SHEAR AND NOT AS PULL OUT FORCE, WHICH IS UNRATED.



ORDERS ONLY: 800-394-2222  
(USA+CANADA)

Key:

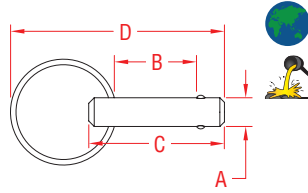


All logos, icons, images, measurements and descriptions are the sole property of Suncor Stainless, Inc.  
© 2020 Suncor Stainless, Inc.

## “QUICK” PIN



**316 STAINLESS STEEL**

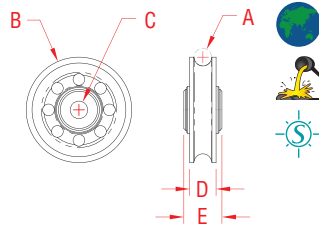


ITEM	A	B	C	D	WLL (lb)	WT (lb)
S0370-0515	3/16"	1/2"	1.00"	2.00"	2,575	0.01
S0370-0525	3/16"	1"	1.50"	2.50"	2,575	0.01
S0370-0540	3/16"	1-1/2"	2.00"	3.00"	2,575	0.02
S0370-0550	3/16"	2"	2.50"	3.50"	2,575	0.02
S0370-0715	1/4"	1/2"	1.00"	2.00"	4,600	0.02
S0370-0725	1/4"	1"	1.50"	2.50"	4,600	0.03
S0370-0740	1/4"	1-1/2"	2.00"	3.00"	4,600	0.03
S0370-0750	1/4"	2"	2.50"	3.50"	4,600	0.04
S0370-0825	5/16"	1"	1.50"	2.50"	7,200	0.04
S0370-0840	5/16"	1-1/2"	2.00"	3.00"	7,200	0.05
S0370-0850	5/16"	2"	2.50"	3.50"	7,200	0.05
S0370-1025	3/8"	1"	1.50"	2.50"	10,300	0.08
S0370-1040	3/8"	1-1/2"	2.00"	3.00"	10,300	0.10
S0370-1050	3/8"	2"	2.50"	3.50"	10,300	0.12
S0370-1065	3/8"	2-1/2"	3.00"	4.00"	10,300	0.14

## ROPE SHEAVE (BUSH)



**316 STAINLESS STEEL**



ITEM	A (rope size)	B (overall)	C (bore)	D (rim width)	E (width)*	WLL (lb)	WT (lb)
S0410-0707	1/4"	1.25"	1/4"	0.38"	0.53"	400	0.09
S0410-0807	5/16"	1.75"	1/4"	0.44"	0.65"	600	0.18
S0410-0808	5/16"	1.75"	5/16"	0.44"	0.65"	600	0.18
S0410-0810	5/16"	1.75"	3/8"	0.44"	0.65"	600	0.18
S0410-1010	3/8"	2.25"	3/8"	0.56"	0.82"	1,000	0.34
S0410-1013	3/8"	2.25"	1/2"	0.56"	0.82"	1,000	0.34
S0410-1207	7/16"	3.25"	1/4"	0.72"	0.94"	1,500	0.84
S0410-1210	7/16"	3.25"	3/8"	0.72"	0.94"	1,500	0.84
S0410-1313	1/2"	3.25"	1/2"	0.72"	0.94"	1,500	0.84
S0410-1320	1/2"	3.25"	3/4"	0.72"	0.94"	1,500	0.84
S0410-1410	9/16"	4.25"	3/8"	0.94"	1.13"	3,000	1.70
S0410-1413	9/16"	4.25"	1/2"	0.94"	1.13"	3,000	1.68
S0410-1613	5/8"	4.25"	1/2"	0.94"	1.13"	3,000	1.58
S0410-1616	5/8"	4.25"	5/8"	0.94"	1.13"	3,000	1.55
S0410-2013	3/4"	5.25"	1/2"	1.13"	1.38"	5,000	2.67
S0410-2016	3/4"	5.25"	5/8"	1.13"	1.38"	5,000	2.65
S0410-2513	1"	6.25"	1/2"	1.38"	1.63"	8,000	4.84
S0410-2520	1"	6.25"	3/4"	1.38"	1.63"	8,000	4.82

**NOTE:**  
FOR FIBROUS ROPE; FITTED WITH BRONZE BUSH,  
BORE CAN BE CUSTOMIZED.

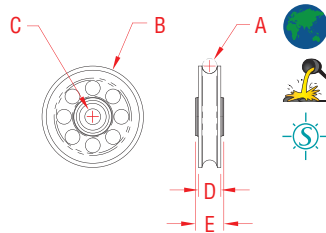
\* HUB OF STAINLESS SHEAVE IS APPROXIMATELY 1/16"-1/8"  
NARROWER THAN HUB WIDTH OF BUSH GIVEN.



## ROPE SHEAVE (BEARINGS)



**316 STAINLESS STEEL**



ITEM	A (rope size)	B (overall)	C (bore)	D (rim width)	E (width)*	WLL (lb)	WT (lb)
S0411-0707	1/4"	1.25"	1/4"	0.38"	0.53"	300	0.08
S0411-1010	3/8"	2.25"	3/8"	0.56"	0.81"	1,000	0.27
S0411-1313	1/2"	3.25"	1/2"	0.72"	0.94"	1,200	0.60
S0411-1616	5/8"	4.25"	5/8"	0.94"	1.07"	2,500	1.38

**NOTE:**  
FOR FIBROUS ROPE; FITTED WITH TWO HIGH QUALITY,  
SHIELDED, STAINLESS STEEL BEARINGS.

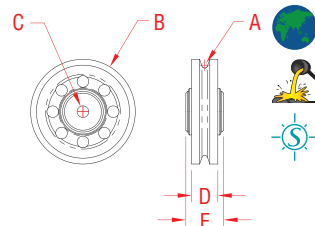
\* HUB OF STAINLESS SHEAVE IS APPROXIMATELY 1/8"  
NARROWER THAN HUB WIDTH OF BEARING GIVEN.



## WIRE ROPE SHEAVE (BUSH)



**316 STAINLESS STEEL**



ITEM	A (wire size)	B (overall)	C (bore)	D (rim width)	E (width)*	WLL (lb)	WT (lb)
S0412-0307	3/32"+1/8"	2.25"	1/4"	0.56"	0.82"	1,000	0.41
S0412-0310	3/32"+1/8"	2.25"	3/8"	0.56"	0.82"	1,000	0.39
S0412-0510	3/16"	3.25"	3/8"	0.72"	0.94"	1,500	0.91
S0412-0513	3/16"	3.25"	1/2"	0.72"	0.94"	1,500	0.89
S0412-0713	1/4"	4.25"	1/2"	0.94"	1.13"	3,000	1.67
S0412-0716	1/4"	4.25"	5/8"	0.94"	1.13"	3,000	1.70
S0412-0813	5/16"	5.25"	1/2"	1.13"	1.38"	5,000	3.00
S0412-0816	5/16"	5.25"	5/8"	1.13"	1.38"	5,000	2.97
S0412-1013	3/8"	6.25"	1/2"	1.38"	1.63"	8,000	5.79
S0412-1020	3/8"	6.25"	3/4"	1.38"	1.63"	8,000	5.59

**NOTE: FOR WIRE ROPE; FITTED WITH BRONZE BUSH, BORE CAN  
BE CUSTOMIZED. \* HUB OF STAINLESS SHEAVE IS APPROXIMATELY  
1/8" NARROWER THAN HUB WIDTH OF BEARING GIVEN.**



**LIMITED LIFETIME  
WARRANTY**

**SUNCOR STAINLESS®**

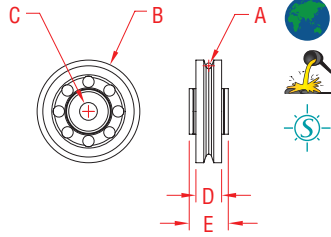
TEL 508-732-9191 • FAX 508-732-9798 • ORDERS ONLY 800-394-2222

www.suncorstainless.com

## WIRE ROPE SHEAVE (BEARINGS)



### 316 STAINLESS STEEL



ITEM	A	B	C	D	E	WLL	WT
	(wire size)	(overall)	(bore)	(rim width)	(width)*	(lb)	(lb)
S0413-0307	3/32"+1/8"	2.25"	3/8"	0.56"	0.81"	1,000	0.36
S0413-0513	3/16"	3.25"	1/2"	0.72"	0.94"	1,200	0.82
S0413-0713	1/4"	4.25"	1/2"	0.94"	1.07"	1,200	1.50
S0413-0816	5/16"	5.25"	3/4"	1.13"	1.41"	3,800	2.63
S0413-1020	3/8"	6.25"	3/4"	1.38"	1.70"	3,800	5.20

**NOTE:**  
FOR WIRE ROPE; FITTED WITH TWO HIGH QUALITY, SHIELDED, STAINLESS STEEL BEARINGS.

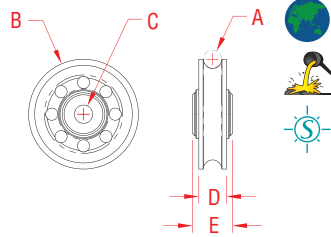
\* HUB OF STAINLESS SHEAVE IS APPROXIMATELY 1/8" NARROWER THAN HUB WIDTH OF BEARING GIVEN.



## ROPE SHEAVE (BUSH)



### 304 STAINLESS STEEL



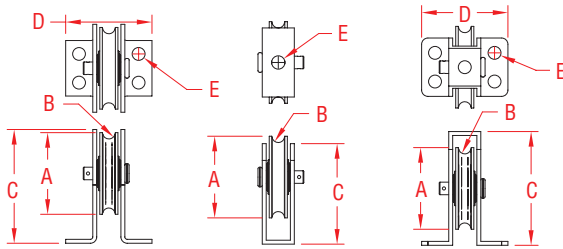
ITEM	A	B	C	D	E	WLL	WT
	(rope size)	(overall)	(bore)	(rim width)	(width)*	(lb)	(lb)
S0400-0025	1/4"	1.00"	1/4"	0.59"	0.59"	0.08	
S0400-0032	5/16"	1.25"	3/8"	0.57"	0.61"	0.12	
S0400-0050	3/8"	2.00"	3/8"	0.78"	0.81"	0.26	

**NOTE:**  
FOR FIBROUS ROPE; FITTED WITH BRONZE BUSH, BORE CAN BE CUSTOMIZED.

\* HUB OF STAINLESS SHEAVE IS APPROXIMATELY 1/8" NARROWER THAN HUB WIDTH OF BEARING GIVEN.

## SURFACE MOUNT BLOCKS

304/316 STAINLESS STEEL



ITEM	A	B	C	D	E	WLL	WT
	(size)	(fits)			(fastener)	(lb)	(lb)

### ROPE - S0410 SERIES SHEAVE

S0420-0050-R	2"	3/8"	2.75"	2.25"	3/16"	1,000	0.91
S0420-0075-R	3"	1/2"	4.00"	2.75"	1/4"	2,000	1.93
S0420-0100-R	4"	5/8"	5.25"	3.25"	3/8"	3,000	4.05

### WIRE - S0412 SERIES SHEAVE

S0420-0050-W	2"	3/32" + 1/8"	2.75"	2.25"	3/16"	1,000	0.96
S0420-0075-W	3"	3/16"	4.00"	2.75"	1/4"	2,000	2.10
S0420-0100-W	4"	1/4"	5.25"	3.25"	3/8"	3,000	4.18

### ROPE - S0410 SERIES SHEAVE

S0421-0050-R	2"	3/8"	3.00"	N/A	3/16"	1,000	0.94
S0421-0075-R	3"	1/2"	4.25"	N/A	1/4"	2,000	1.85
S0421-0100-R	4"	5/8"	5.50"	N/A	3/8"	3,000	4.09

### WIRE - S0412 SERIES SHEAVE

S0421-0050-W	2"	3/32" + 1/8"	3.00"	N/A	3/16"	1,000	0.98
S0421-0075-W	3"	3/16"	4.25"	N/A	1/4"	2,000	2.01
S0421-0100-W	4"	1/4"	5.50"	N/A	3/8"	3,000	4.25

### ROPE - S0410 SERIES SHEAVE

S0422-0050-R	2"	3/8"	3.50"	2.25"	3/16"	1,000	0.95
S0422-0075-R	3"	1/2"	5.00"	2.75"	1/4"	2,000	2.02
S0422-0100-R	4"	5/8"	6.50"	3.25"	3/8"	3,000	4.16

### WIRE - S0412 SERIES SHEAVE

S0422-0050-W	2"	3/32" + 1/8"	3.50"	2.25"	3/16"	1,000	0.97
S0422-0075-W	3"	3/16"	5.00"	2.75"	1/4"	2,000	2.14
S0422-0100-W	4"	1/4"	6.50"	3.25"	3/8"	3,000	4.18

**NOTE:**  
SHEAVE IS PRECISION CAST AND FITTED WITH BRONZE BUSH. REMOVABLE SHEAVE.

REFERENCE "FASTENER MATCHING CHART" (PAGE 164) FOR COMPATIBLE FASTENERS.

## PULLEY BLOCK

304 STAINLESS STEEL



ITEM	SIZE	PIN	LENGTH	WLL	WT
	(sheave)			(lb)	(lb)

### WITH BRACKET

S0405-BR25	1"	0.19"	2.24"	400	0.07
------------	----	-------	-------	-----	------

### WITH FIXED PIN

S0405-FP25	1"	0.31"	1.78"	400	0.07
------------	----	-------	-------	-----	------

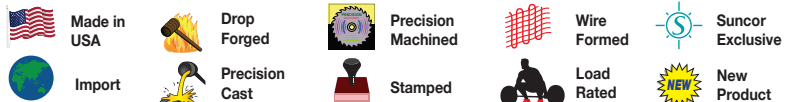
### WITH REMOVABLE PIN

S0405-RP25	1"	0.19"	1.78"	400	0.07
------------	----	-------	-------	-----	------

**NOTE:**  
PLASTIC SHEAVE WITH STAINLESS BODY, UP TO 1/4" ROPE.



Key:



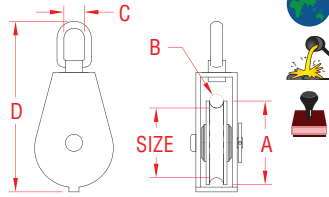
ORDERS ONLY: 800-394-2222 (USA+CANADA)

All logos, icons, images, measurements and descriptions are the sole property of Suncor Stainless, Inc. © 2020 Suncor Stainless, Inc.



## SWIVEL BLOCK

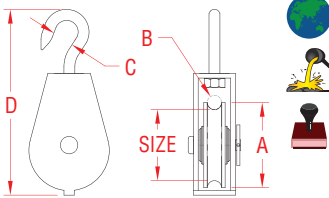
304 STAINLESS STEEL



ITEM	SHEAVE	A	B	C	D	WLL	WT
	(size)					(lb)	(lb)
S0401-0025	5/8"	S0400-0025	1"	1/4"	0.61"	3.28"	400 0.31
S0401-0032	7/8"	S0400-0032	1.5"	5/16"	0.63"	3.85"	600 0.42
S0401-0050	1-3/8"	S0400-0050	2"	3/8"	0.82"	5.00"	1,000 0.80

## SWIVEL BLOCK W/ HOOK

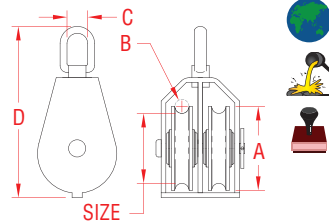
304 STAINLESS STEEL



ITEM	SHEAVE	A	B	C	D	WLL	WT
	(size)					(lb)	(lb)
S0401-H050	1-3/8"	S0400-0050	2"	3/8"	0.56"	5.40"	750 0.80

## TWIN SWIVEL BLOCK

304 STAINLESS STEEL



ITEM	SHEAVE	A	B	C	D	WLL	WT
	(size)					(lb)	(lb)

**FIXED SHEAVES**

S0402-0025	5/8"	S0400-0025	1"	1/4"	0.58"	3.28"	400 0.46
S0402-0032	7/8"	S0400-0032	1.25"	5/16"	0.63"	3.75"	600 0.62

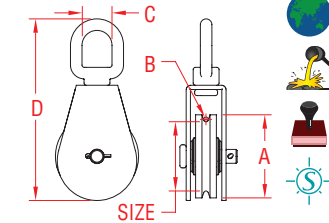
**REMOVABLE SHEAVES**

S0402-0050	1-3/8"	S0400-0050	2"	3/8"	0.82"	5.00"	1,000 1.29
------------	--------	------------	----	------	-------	-------	------------

**NOTE:**  
SUPPLIED WITH 304 STAINLESS SHEAVES.

## SWIVEL BLOCK

304/316 STAINLESS STEEL



ITEM	SHEAVE	A	B	C	D	WLL	WT
	(size)					(lb)	(lb)
S0403-0025	1"	S0410-0707	1.25"	1/4"	0.58"	3.28"	400 0.33
S0403-0038	1-1/2"	S0410-0808	1.75"	5/16"	0.63"	3.72"	600 0.50
S0403-0050	2"	S0410-1010	2.25"	3/8"	0.82"	5.00"	1,000 0.92

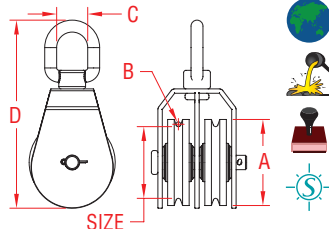

**ALSO AVAILABLE: SWIVEL BLOCK W/ WIRE ROPE SHEAVE.**

S0403-0050-W	2"	S0412-0310	2.25"	3/32"+1/8"	0.82"	5.00"	1,000 0.97
--------------	----	------------	-------	------------	-------	-------	------------

**NOTE:**  
SUPPLIED WITH REMOVABLE 316 STAINLESS SHEAVE.

## TWIN SWIVEL BLOCK

304/316 STAINLESS STEEL



ITEM	SHEAVE	A	B	C	D	WLL	WT
	(size)					(lb)	(lb)
S0404-0025	1"	S0410-0707	1.25"	1/4"	0.58"	3.28"	400 0.50
S0404-0038	1-1/2"	S0410-0808	1.75"	5/16"	0.63"	3.72"	600 0.78
S0404-0050	2"	S0410-1010	2.25"	3/8"	0.82"	5.00"	1,000 1.53

**NOTE:**  
SUPPLIED WITH REMOVABLE 316 STAINLESS SHEAVES.

**LIMITED LIFETIME WARRANTY**

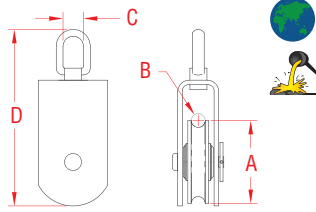
 **SUNCOR STAINLESS®**

TEL 508-732-9191 • FAX 508-732-9798 • ORDERS ONLY 800-394-2222

www.suncorstainless.com

## SQUARE SWIVEL EYE BLOCK

304/316 STAINLESS STEEL



ITEM	A	SHEAVE	B	C	D	WLL	WT
	(size)					(lb)	(lb)
<b>ROPE</b>							
S0426-0050	2"	S0400-0050	3/8"	0.82"	5.00"	1,000	1.75
S0426-0075	3"	S0400-0075	1/2"	0.97"	6.75"	1,400	2.10
S0426-0100	4"	S0400-0100	5/8"	0.97"	8.00"	2,000	3.34
<b>WIRE</b>							
S0426-0050-R	2"	S0410-1010	3/8"	0.82"	5.00"	1,000	1.75
S0426-0075-R	3"	S0410-1313	1/2"	0.97"	6.75"	1,400	2.10
S0426-0100-R	4"	S0410-1616	5/8"	0.97"	8.00"	2,000	3.34
<b>NOTE: SUPPLIED WITH REMOVABLE 316 OR 304 STAINLESS SHEAVE. EYE IS NOT REMOVABLE.</b>							

## SWIVEL EYE BLOCK

304/316 STAINLESS STEEL



ITEM	SHEAVE	FITS	EYE	LENGTH	WLL	WT
					(lb)	(lb)
<b>ROPE</b>						
S0423-E075	3"	S0400-0075	1/2"	0.95"	10.00"	1,400 2.22
S0423-E100	4"	S0400-0100	5/8"	0.95"	12.50"	2,000 4.08
S0423-E125	5"	S0400-0125	3/4"	0.95"	14.00"	3,000 5.38
<b>WIRE</b>						
S0423-E075-R	3"	S0410-1313	1/2"	0.95"	10.00"	1,400 2.22
S0423-E100-R	4"	S0410-1616	5/8"	0.95"	12.50"	2,000 4.08
S0423-E125-R	5"	S0410-2016	3/4"	0.95"	14.00"	3,000 5.38
<b>NOTE: SUPPLIED WITH REMOVABLE 316 OR 304 STAINLESS SHEAVE. EYE IS NOT REMOVABLE. WORKING LOAD LIMIT DOES NOT APPLY TO THE BECKET.</b>						

## TWIN SWIVEL EYE BLOCK

304/316 STAINLESS STEEL



ITEM	SHEAVE	FITS	EYE	LENGTH	WLL	WT
					(lb)	(lb)
<b>ROPE</b>						
S0424-E075	3"	S0400-0075	1/2"	0.95"	10.00"	1,400 3.46
S0424-E100	4"	S0400-0100	5/8"	0.95"	12.50"	2,000 5.25
S0424-E125	5"	S0400-0125	3/4"	1.25"	14.00"	3,000 6.50
<b>WIRE</b>						
S0424-E075-R	3"	S0410-1313	1/2"	0.95"	10.00"	1,400 3.46
S0424-E100-R	4"	S0410-1616	5/8"	0.95"	12.50"	2,000 5.25
S0424-E125-R	5"	S0410-2016	3/4"	1.25"	14.00"	3,000 6.50
<b>NOTE: SUPPLIED WITH 2 REMOVABLE 316 OR 304 STAINLESS SHEAVES. EYE IS NOT REMOVABLE. WORKING LOAD LIMIT DOES NOT APPLY TO THE BECKET.</b>						

## SEINE BLOCK WITH EYE

316 STAINLESS STEEL



ITEM	SHEAVE	FITS	EYE	LENGTH	WLL	WT
					(lb)	(lb)
<b>ROPE</b>						
S0427-0075	3"	S0400-0075	1/2"	0.94"	8.75"	1,500 3.12
S0427-0100	4"	S0400-0100	5/8"	0.94"	9.75"	2,500 5.92
S0427-0075-R	3"	S0410-1313	1/2"	0.94"	8.75"	1,500 3.12
S0427-0100-R	4"	S0410-1616	5/8"	0.94"	9.75"	2,500 5.92
<b>WIRE</b>						
S0427-0075-W	3"	S0412-0513	3/16"	0.94"	8.75"	1,500 3.12
S0427-0100-W	4"	S0412-0716	1/4"	0.94"	9.75"	2,500 5.92
<b>NOTE: SUPPLIED WITH REMOVABLE 316 OR 304 STAINLESS SHEAVE. EYE IS NOT REMOVABLE.</b>						

## SEINE BLOCK WITH HOOK

316 STAINLESS STEEL



ITEM	SHEAVE	FITS	HOOK	LENGTH	WLL	WT
					(lb)	(lb)
<b>ROPE</b>						
S0427-H075	3"	S0400-0075	1/2"	0.71"	9.50"	1,500 3.44
S0427-H100	4"	S0400-0100	5/8"	1.26"	12.00"	2,500 6.58
S0427-H075-R	3"	S0410-1313	1/2"	0.71"	9.50"	1,500 3.44
S0427-H100-R	4"	S0410-1616	5/8"	1.26"	12.00"	2,500 6.58
<b>WIRE</b>						
S0427-H075-W	3"	S0412-0513	3/16"	0.71"	9.50"	1,500 3.44
S0427-H100-W	4"	S0412-0716	1/4"	1.26"	12.00"	2,500 6.58
<b>NOTE: SUPPLIED WITH REMOVABLE 316 OR 304 STAINLESS SHEAVE. HOOK IS NOT REMOVABLE.</b>						



Key:



Made in USA



Drop Forged



Precision Machined



Wire Formed



Suncor Exclusive



Import



Precision Cast



Stamped



Load Rated



New Product

ORDERS ONLY: 800-394-2222 (USA+CANADA)

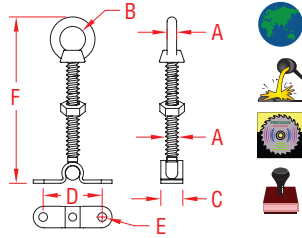
All logos, icons, images, measurements and descriptions are the sole property of Suncor Stainless, Inc. © 2020 Suncor Stainless, Inc.

## SNATCH BLOCK 316 STAINLESS STEEL



ITEM	(size)	SHEAVE	FITS	EYE	LENGTH	WLL	WT
						(lb)	(lb)
<b>ROPE</b>							
S0428-0075-R	3"	S0411-1313	1/2"	0.78"	9.00"	2,000	2.84
S0428-0100-R	4"	S0411-1616	5/8"	0.95"	11.00"	3,000	5.60
S0428-0125-R	5"	S0411-2013	3/4"	1.06"	13.25"	4,000	8.14
S0428-0150-R	6"	S0411-2520	1"	1.15"	15.00"	5,000	11.28
<b>WIRE</b>							
S0428-0075-W	3"	S0413-0510	3/16"	0.78"	9.00"	2,000	2.84
S0428-0100-W	4"	S0413-0713	1/4"	0.95"	11.00"	3,000	5.60
S0428-0125-W	5"	S0413-0816	5/16"	1.06"	13.25"	4,000	8.14
S0428-0150-W	6"	S0413-1020	3/8"	1.15"	15.00"	5,000	11.28

## WALL TOGGLE EYE 316 STAINLESS STEEL

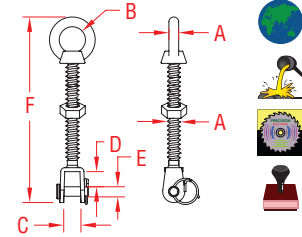


ITEM	A	B	C	D	E	F	WT
	(size)						(lb)
<b>SHORT</b>							
S0320-W107	1/4"	0.62"	0.59"	1.64"	0.25"	2.09"	0.11
S0320-W108	5/16"	0.74"	0.79"	2.00"	0.25"	2.69"	0.21
S0320-W110	3/8"	0.97"	0.87"	2.24"	0.41"	3.47"	0.31
<b>LONG</b>							
S0320-W207	1/4"	0.62"	0.59"	1.64"	0.25"	3.69"	0.13
S0320-W208	5/16"	0.74"	0.79"	2.00"	0.25"	4.23"	0.23
S0320-W210	3/8"	0.97"	0.87"	2.24"	0.41"	4.98"	0.35
<b>CUSTOM CUT</b>							
S0320-W307	1/4"	0.62"	0.59"	1.64"	0.25"	CUSTOM	N/A
S0320-W308	5/16"	0.74"	0.79"	2.00"	0.25"	CUSTOM	N/A
S0320-W310	3/8"	0.97"	0.87"	2.24"	0.41"	CUSTOM	N/A

**NOTE:**  
THREADS ARE "UNF".

**REFERENCE "FASTENER MATCHING CHART" (PAGE 164)  
FOR COMPATIBLE FASTENERS.**

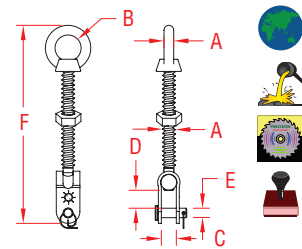
## JAW EYE 316 STAINLESS STEEL



ITEM	A	B	C	D	E	F	WT
	(size)						(lb)
<b>SHORT</b>							
S0320-J107	1/4"	0.62"	0.38"	0.37"	0.22"	2.48"	0.08
S0320-J108	5/16"	0.74"	0.40"	0.38"	0.30"	3.03"	0.16
S0320-J110	3/8"	0.97"	0.46"	0.48"	0.37"	3.83"	0.29
<b>LONG</b>							
S0320-J207	1/4"	0.62"	0.38"	0.37"	0.22"	3.89"	0.10
S0320-J208	5/16"	0.74"	0.40"	0.38"	0.30"	4.76"	0.18
S0320-J210	3/8"	0.97"	0.46"	0.48"	0.37"	6.57"	0.36
<b>CUSTOM CUT</b>							
S0320-J307	1/4"	0.62"	0.38"	0.37"	0.22"	CUSTOM	N/A
S0320-J308	5/16"	0.74"	0.40"	0.38"	0.30"	CUSTOM	N/A
S0320-J310	3/8"	0.97"	0.46"	0.48"	0.37"	CUSTOM	N/A

**NOTE:**  
THREADS ARE "UNC".

## TOGGLE EYE 316 STAINLESS STEEL



ITEM	A	B	C	D	E	F	WT
	(size)						(lb)
<b>SHORT</b>							
S0320-T107	1/4"	0.62"	0.35"	0.45"	0.23"	2.84"	0.11
S0320-T108	5/16"	0.74"	0.40"	0.59"	0.31"	3.73"	0.23
S0320-T110	3/8"	0.97"	0.56"	0.75"	0.37"	4.59"	0.35
<b>LONG</b>							
S0320-T207	1/4"	0.62"	0.35"	0.45"	0.23"	4.49"	0.13
S0320-T208	5/16"	0.74"	0.40"	0.59"	0.31"	5.28"	0.26
S0320-T210	3/8"	0.97"	0.56"	0.75"	0.37"	6.10"	0.40
<b>CUSTOM CUT</b>							
S0320-T307	1/4"	0.62"	0.35"	0.45"	0.23"	CUSTOM	N/A
S0320-T308	5/16"	0.74"	0.40"	0.59"	0.31"	CUSTOM	N/A
S0320-T310	3/8"	0.97"	0.56"	0.75"	0.37"	CUSTOM	N/A

**NOTE:**  
THREADS ARE "UNF".

**LIMITED LIFETIME  
WARRANTY**

 **SUNCOR STAINLESS®**

TEL 508-732-9191 • FAX 508-732-9798 • ORDERS ONLY 800-394-2222

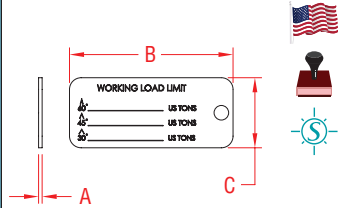
www.suncorstainless.com



## SLING IDENTIFICATION TAG



### 304 STAINLESS STEEL



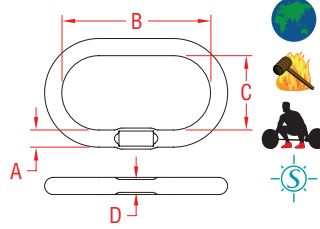
ITEM	A	B	C	WT
				(lb)
S0600-0001	0.09"	3.50"	1.50"	0.10
<b>BLANK TAG - SUNCOR LOGO ONLY</b>				
S0600-0002	0.09"	3.50"	1.50"	0.10
S0600-0003	0.06"	2.50"	1.38"	0.05

**NOTE:**  
THIS TAG IS USED TO PERMANENTLY MARK SLINGS FOR OVERHEAD LIFTING AND SHOW MAXIMUM WORKING LOADS AT DIFFERENT ANGLES. MARKING SERVICES AVAILABLE.

## MASTER LINK



### 316-NM STAINLESS STEEL



ITEM	A	B	C	D	WLL	WT
	(size)				(lb)	(lb)
S0650-0010	3/8"	3.00"	1.50"	0.30"	1,500	0.35
S0650-0013	1/2"	5.00"	2.50"	0.40"	2,000	0.84
S0650-0016	5/8"	6.00"	3.00"	0.50"	2,800	1.61
S0650-0020	3/4"	6.50"	3.25"	0.56"	3,750	2.26
S0650-0025	1"	7.00"	3.50"	0.75"	8,000	4.94
S0650-0032	1-1/4"	8.75"	4.38"	0.93"	11,800	9.65

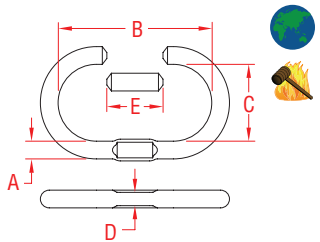
**NOTE:**  
MEETS ASME B30.26-2010 SECTION 26-4.0. EACH LINK IS INTEGRAL FORGED, NOT WELDED, AND IS STAMPED WITH SIZE AND WORKING LOAD. BE SURE ALL COMPONENTS OF YOUR ASSEMBLY HAVE MATCHED WLL.

**FORGED**

## MASTER LINK - "WELD"



### 316-NM STAINLESS STEEL



ITEM	A	B	C	D	E	WLL	WT
	(size)					(lb)	(lb)
S0650-W010	3/8"	3.00"	1.50"	0.30"	1.00"	1,500	0.27
S0650-W013	1/2"	5.00"	2.50"	0.40"	1.75"	2,000	0.82
S0650-W016	5/8"	6.00"	3.00"	0.50"	2.00"	2,800	1.54
S0650-W020	3/4"	6.50"	3.25"	0.56"	2.38"	3,750	2.44
S0650-W025	1"	7.00"	3.50"	0.75"	2.50"	8,000	4.80
S0650-W032	1-1/4"	8.75"	4.38"	0.93"	3.00"	11,800	9.54

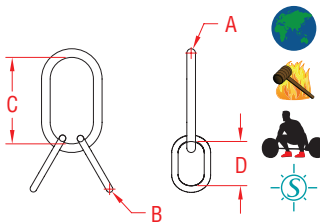
**NOTE:**  
FORGED MASTER LINK FOR EASY CREATION OF CUSTOM SLINGS. LINK FEATURES 1" TO 3" GAP TO ENABLE THE ADDITION OF CHAIN, LINKS, THIMBLES, ETC. BEFORE CREATING ANY ASSEMBLY, BE SURE TO DETERMINE THE WEIGHT OF THE LOAD AND CHOOSE COMPONENTS WITH SUITABLE WORKING LOAD LIMITS.

**FORGED**

## MASTER LINK W/ LEGS



### 316-NM STAINLESS STEEL



ITEM	A	B	C	D	WLL	WT
	(size)				(lb)	(lb)
S0652-0013	1/2"	3/8"	5.00"	3.00"	2,000	1.54
S0652-0016	5/8"	1/2"	6.00"	5.00"	2,800	3.29
S0652-0020	3/4"	5/8"	6.50"	6.00"	3,750	5.48
S0652-0025	1"	3/4"	7.00"	6.50"	8,000	9.46
S0652-0032	1-1/4"	1"	8.75"	7.00"	11,800	19.53

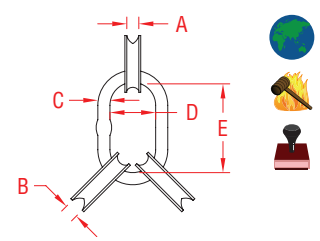
**NOTE:**  
EACH MASTER LINK IS INTEGRAL FORGED, THEN WELDED, AND IS STAMPED WITH SIZE AND WORKING LOAD.

**FORGED**

## TOWING BRIDLE



### 316 STAINLESS STEEL



ITEM	A	B	C	D	E	WT
	(size)			(rope 1)	(rope 2)	(lb)
CA63-BR25	1"	7.00"	3.50"	1/2"	7/8"	8.87
CA63-BR32	1-1/4"	8.75"	4.38"	3/4"	1-1/4"	18.03

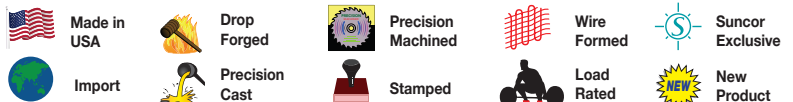
**NOTE:**  
BRIDLE FEATURES A 1" OR 1-1/4" MASTER LINK (ABOVE) WITH 3 HEAVY DUTY THIMBLES (PAGE 73) RANGING IN SIZE FROM 1/2" TO 1-1/4". DESIGNED FOR USE WITH HIGH STRENGTH LINE, SUCH AS DYNEEMA. TOWING BRIDLE IS IDEAL FOR HEAVY MARINE TOWING APPLICATIONS, SUCH AS YACHTS TOWING LARGE TENDERS, WORK BOAT AND BARGE APPLICATIONS.

**FORGED**



ORDERS ONLY: 800-394-2222  
(USA+CANADA)


Key:



All logos, icons, images, measurements and descriptions are the sole property of Suncor Stainless, Inc.  
© 2020 Suncor Stainless, Inc.

SUNCOR STAINLESS, INC.

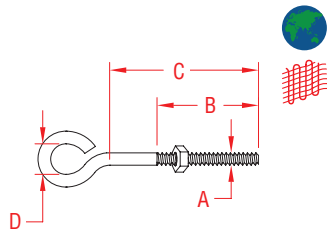
# THREADED





# THREADED PRODUCTS

## UNWELDED EYE BOLT 304 STAINLESS STEEL

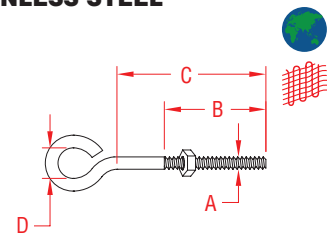


**NOTE:**  
ALL THREADS ARE STANDARD "UNC".  
ONE NUT IS INCLUDED.  
EXTRA NUTS AND WASHERS ARE AVAILABLE FROM STOCK.

\* CUSTOM SIZES ARE AVAILABLE.  
PLEASE CALL OR SEND US YOUR SPECIFICATIONS.

ITEM	A	B	C	D	THREAD	WIRE DIA.	WLL	WT
	(size)						(lb)	(lb)
S0310-05025	3/16"	0.88"	1.00"	0.38"	10-24	0.16"	100	0.02
S0310-05050	3/16"	1.00"	2.00"	0.38"	10-24	0.16"	100	0.03
S0310-05075	3/16"	1.50"	3.00"	0.38"	10-24	0.16"	100	0.03
S0310-07025	1/4"	0.88"	1.00"	0.50"	1/4"-20	0.21"	200	0.04
S0310-07050	1/4"	1.25"	2.00"	0.50"	1/4"-20	0.21"	200	0.05
S0310-07075	1/4"	1.50"	3.00"	0.50"	1/4"-20	0.21"	200	0.06
S0310-07100	1/4"	2.50"	4.00"	0.50"	1/4"-20	0.21"	200	0.08
S0310-07125	1/4"	3.00"	5.00"	0.50"	1/4"-20	0.21"	200	0.08
S0310-07150	1/4"	4.00"	6.00"	0.50"	1/4"-20	0.21"	200	0.09
S0310-08013	5/16"	0.38"	0.50"	0.63"	5/16"-18	0.27"	350	0.07
S0310-08025	5/16"	0.88"	1.00"	0.63"	5/16"-18	0.27"	350	0.08
S0310-08050	5/16"	1.25"	2.00"	0.63"	5/16"-18	0.27"	350	0.09
S0310-08075	5/16"	1.50"	3.00"	0.63"	5/16"-18	0.27"	350	0.11
S0310-08100	5/16"	2.50"	4.00"	0.63"	5/16"-18	0.27"	350	0.13
S0310-10025	3/8"	0.88"	1.00"	0.75"	3/8"-16	0.33"	500	0.12
S0310-10050	3/8"	1.25"	2.00"	0.75"	3/8"-16	0.33"	500	0.15
S0310-10075	3/8"	1.50"	3.00"	0.75"	3/8"-16	0.33"	500	0.17
S0310-10100	3/8"	2.50"	4.00"	0.75"	3/8"-16	0.33"	500	0.19
S0310-10125	3/8"	3.00"	5.00"	0.75"	3/8"-16	0.33"	500	0.23
S0310-10150	3/8"	4.00"	6.00"	0.75"	3/8"-16	0.33"	500	0.24
S0310-13050	1/2"	1.50"	2.00"	1.00"	1/2"-13	0.43"	1,000	0.33
S0310-13100	1/2"	2.50"	4.00"	1.00"	1/2"-13	0.43"	1,000	0.42
S0310-13150	1/2"	4.00"	6.00"	1.00"	1/2"-13	0.43"	1,000	0.51
S0310-16175	5/8"	2.50"	7.00"	0.75"	5/8"-11	0.57"	1,400	1.10
S0310-20175	3/4"	3.00"	6.94"	0.88"	3/4"-10	0.68"	2,000	1.38
S0310-20200	3/4"	3.00"	8.94"	0.88"	3/4"-10	0.68"	2,000	1.59
S0310-20300	3/4"	3.00"	11.94"	0.88"	3/4"-10	0.68"	2,000	1.90

## UNWELDED EYE BOLT 316 STAINLESS STEEL



**NOTE:**  
ALL THREADS ARE STANDARD "UNC".  
ONE NUT IS INCLUDED.  
EXTRA NUTS AND WASHERS ARE AVAILABLE FROM STOCK.

\* CUSTOM SIZES ARE AVAILABLE.  
PLEASE CALL OR SEND US YOUR SPECIFICATIONS.

ITEM	A	B	C	D	THREAD	WIRE DIA.	WLL	WT
	(size)						(lb)	(lb)
S0310-03020X	#6	0.63"	0.75"	0.25"	6-32	0.12"	30	0.02
S0310-04028X	#8	1.00"	1.13"	0.25"	8-32	0.15"	50	0.02
S0310-05025X	3/16"	0.88"	1.00"	0.38"	10-24	0.16"	100	0.02
S0310-05040X	3/16"	1.25"	1.38"	0.31"	10-24	0.16"	100	0.03
S0310-05050X	3/16"	1.00"	2.00"	0.38"	10-24	0.16"	100	0.03
S0310-05075X	3/16"	1.50"	3.00"	0.38"	10-24	0.16"	100	0.03
S0310-07025X	1/4"	0.88"	1.00"	0.50"	1/4"-20	0.21"	200	0.04
S0310-07038X	1/4"	1.25"	1.50"	0.50"	1/4"-20	0.21"	200	0.04
S0310-07050X	1/4"	1.25"	2.00"	0.50"	1/4"-20	0.21"	200	0.05
S0310-07060X	1/4"	1.25"	2.50"	0.50"	1/4"-20	0.21"	200	0.05
S0310-07075X	1/4"	1.50"	3.00"	0.50"	1/4"-20	0.21"	200	0.06
S0310-07090X	1/4"	2.00"	3.50"	0.50"	1/4"-20	0.21"	200	0.07
S0310-07100X	1/4"	2.50"	4.00"	0.50"	1/4"-20	0.21"	200	0.08
S0310-07125X	1/4"	3.00"	5.00"	0.50"	1/4"-20	0.21"	200	0.08
S0310-07150X	1/4"	3.75"	6.00"	0.50"	1/4"-20	0.21"	200	0.09
S0310-08025X	5/16"	0.88"	1.00"	0.63"	5/16"-18	0.27"	350	0.07
S0310-08050X	5/16"	1.25"	2.00"	0.63"	5/16"-18	0.27"	350	0.08
S0310-08075X	5/16"	1.50"	3.00"	0.63"	5/16"-18	0.27"	350	0.10
S0310-08090X	5/16"	2.00"	3.50"	0.63"	5/16"-18	0.27"	350	0.11
S0310-08100X	5/16"	2.50"	4.00"	0.63"	5/16"-18	0.27"	350	0.13
S0310-08125X	5/16"	3.00"	5.00"	0.63"	5/16"-18	0.27"	350	0.15
S0310-08150X	5/16"	3.75"	6.00"	0.63"	5/16"-18	0.27"	350	0.17
S0310-10025X	3/8"	0.88"	1.00"	0.75"	3/8"-16	0.33"	500	0.16
S0310-10050X	3/8"	1.25"	2.00"	0.75"	3/8"-16	0.33"	500	0.18
S0310-10060X	3/8"	1.50"	2.50"	0.75"	3/8"-16	0.33"	500	0.19
S0310-10075X	3/8"	1.50"	3.00"	0.75"	3/8"-16	0.33"	500	0.19
S0310-10090X	3/8"	2.00"	3.50"	0.75"	3/8"-16	0.33"	500	0.20
S0310-10100X	3/8"	2.50"	4.00"	0.75"	3/8"-16	0.33"	500	0.21
S0310-10125X	3/8"	3.00"	5.00"	0.75"	3/8"-16	0.33"	500	0.24
S0310-10150X	3/8"	3.75"	6.00"	0.75"	3/8"-16	0.33"	500	0.26
S0310-10200X	3/8"	2.50"	7.38"	0.50"	3/8"-16	0.33"	500	0.29
S0310-10225X	3/8"	2.50"	9.38"	0.50"	3/8"-16	0.33"	500	0.33
S0310-10300X	3/8"	2.50"	11.38"	0.50"	3/8"-16	0.33"	500	0.37
S0310-13050X	1/2"	1.50"	2.00"	1.00"	1/2"-13	0.45"	1,000	0.35
S0310-13100X	1/2"	2.50"	4.00"	1.00"	1/2"-13	0.45"	1,000	0.44
S0310-13150X	1/2"	3.75"	6.00"	1.00"	1/2"-13	0.45"	1,000	0.53
S0310-13200X	1/2"	2.50"	7.19"	0.63"	1/2"-13	0.45"	1,000	0.60
S0310-13225X	1/2"	2.50"	9.19"	0.63"	1/2"-13	0.45"	1,000	0.69
S0310-13300X	1/2"	2.50"	11.19"	0.63"	1/2"-13	0.45"	1,000	0.78
S0310-16175X	5/8"	2.50"	7.00"	0.75"	5/8"-11	0.57"	1,400	1.10
S0310-20175X	3/4"	3.00"	6.94"	0.88"	3/4"-10	0.68"	2,000	1.38
S0310-20200X	3/4"	3.00"	8.94"	0.88"	3/4"-10	0.68"	2,000	1.59
S0310-20300X	3/4"	3.00"	11.94"	0.88"	3/4"-10	0.68"	2,000	1.90



Key:



Made in USA



Drop Forged



Precision Machined



Wire Formed



Suncor Exclusive



Import



Precision Cast



Stamped



Load Rated



New Product

ORDERS ONLY: 800-394-2222  
(USA+CANADA)

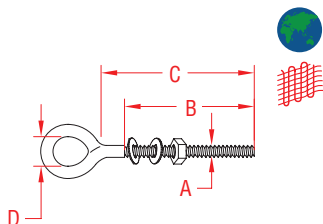
All logos, icons, images, measurements and descriptions are the sole property of Suncor Stainless, Inc.

© 2020 Suncor Stainless, Inc.

THREADED PRODUCTS



## WELDED EYE BOLT 304 STAINLESS STEEL

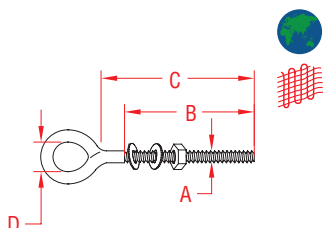


**NOTE:**  
ALL THREADS ARE STANDARD "UNC".  
ONE NUT AND TWO WASHERS ARE INCLUDED.  
EXTRA NUTS AND WASHERS ARE AVAILABLE FROM STOCK.

\* CUSTOM SIZES ARE AVAILABLE.  
PLEASE CALL OR SEND US YOUR SPECIFICATIONS.

ITEM	A	B	C	D	THREAD	WIRE DIA.	WLL	WT
	(size)						(lb)	(lb)
S0312-05025	3/16"	0.85"	1"	0.37"	10-24	0.16"	250	0.02
S0312-05050	3/16"	1.50"	2"	0.37"	10-24	0.16"	250	0.03
S0312-05075	3/16"	1.75"	3"	0.37"	10-24	0.16"	250	0.03
S0312-07050	1/4"	1.50"	2"	0.50"	1/4"-20	0.21"	400	0.06
S0312-07075	1/4"	2.00"	3"	0.50"	1/4"-20	0.21"	400	0.07
S0312-07100	1/4"	2.00"	4"	0.50"	1/4"-20	0.21"	400	0.08
S0312-07125	1/4"	2.00"	5"	0.50"	1/4"-20	0.21"	400	0.08
S0312-07150	1/4"	2.00"	6"	0.50"	1/4"-20	0.21"	400	0.09
S0312-08050	5/16"	1.25"	2"	0.63"	5/16"-18	0.27"	600	0.10
S0312-08075	5/16"	2.00"	3"	0.63"	5/16"-18	0.27"	600	0.12
S0312-08100	5/16"	2.00"	4"	0.63"	5/16"-18	0.27"	600	0.13
S0312-08125	5/16"	2.00"	5"	0.63"	5/16"-18	0.27"	600	0.15
S0312-08150	5/16"	2.00"	6"	0.63"	5/16"-18	0.27"	600	0.17
S0312-10075	3/8"	2.00"	3"	0.75"	3/8"-16	0.33"	1,000	0.19
S0312-10100	3/8"	2.00"	4"	0.75"	3/8"-16	0.33"	1,000	0.21
S0312-10125	3/8"	2.00"	5"	0.75"	3/8"-16	0.33"	1,000	0.24
S0312-10150	3/8"	2.00"	6"	0.75"	3/8"-16	0.33"	1,000	0.26
S0312-13075	1/2"	2.00"	3"	1.00"	1/2"-13	0.43"	1,800	0.40
S0312-13100	1/2"	2.00"	4"	1.00"	1/2"-13	0.43"	1,800	0.44
S0312-13125	1/2"	2.00"	5"	1.00"	1/2"-13	0.43"	1,800	0.49
S0312-13150	1/2"	2.00"	6"	1.00"	1/2"-13	0.43"	1,800	0.53

## WELDED EYE BOLT 316 STAINLESS STEEL

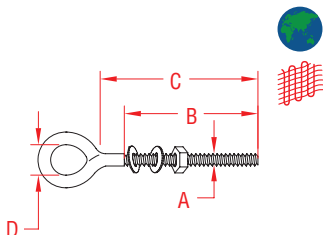


ITEM	A	B	C	D	THREAD	WIRE DIA.	WLL	WT
	(size)						(lb)	(lb)
S0312-13075X	1/2"	2.00"	3"	0.50"	1/2"-13	0.45"	1,800	0.40
S0312-13100X	1/2"	2.00"	4"	0.50"	1/2"-13	0.45"	1,800	0.44
S0312-13125X	1/2"	2.00"	5"	0.50"	1/2"-13	0.45"	1,800	0.49
S0312-13150X	1/2"	2.00"	6"	0.50"	1/2"-13	0.45"	1,800	0.53

**NOTE:**  
ALL THREADS ARE STANDARD "UNC".  
ONE NUT AND TWO WASHERS ARE INCLUDED.  
EXTRA NUTS AND WASHERS ARE AVAILABLE FROM STOCK.

\* CUSTOM SIZES ARE AVAILABLE.  
PLEASE CALL OR SEND US YOUR SPECIFICATIONS.

## METRIC WELDED EYE BOLT 304 STAINLESS STEEL



ITEM	A	B	C	D	WIRE DIA.	WLL	WT
	(size)					(lb)	(lb)
S0313-0560	5 mm	2.00"	2.25"	0.38"	0.17"	250	0.03
S0313-0580	5 mm	3.12"	3.25"	0.38"	0.17"	250	0.04
S0313-0640	6 mm	1.25"	1.50"	0.50"	0.21"	400	0.04
S0313-0660	6 mm	2.00"	2.25"	0.50"	0.21"	400	0.05
S0313-0680	6 mm	3.12"	3.25"	0.50"	0.21"	400	0.06
S0313-0810	8 mm	3.50"	4.00"	0.63"	0.28"	600	0.14
S0313-0880	8 mm	3.00"	3.25"	0.63"	0.28"	600	0.13
S0313-1010	10 mm	3.50"	4.00"	0.88"	0.36"	1,000	0.25
S0313-1015	10 mm	5.50"	6.00"	0.88"	0.36"	1,000	0.30
S0313-1210	12 mm	3.50"	4.00"	1.00"	0.42"	1,800	0.38
S0313-1215	12 mm	4.00"	6.00"	1.00"	0.42"	1,800	0.46

**NOTE:**  
ALL THREADS ARE METRIC.  
ONE NUT AND TWO WASHERS ARE INCLUDED.  
EXTRA NUTS AND WASHERS ARE AVAILABLE FROM STOCK.

**LIMITED LIFETIME  
WARRANTY**

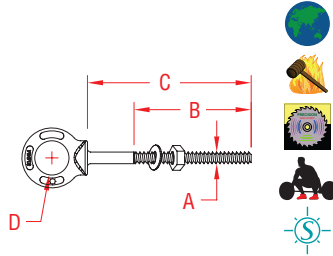
**SUNCOR STAINLESS®**

TEL 508-732-9191 • FAX 508-732-9798 • ORDERS ONLY 800-394-2222

www.suncorstainless.com

# THREADED PRODUCTS

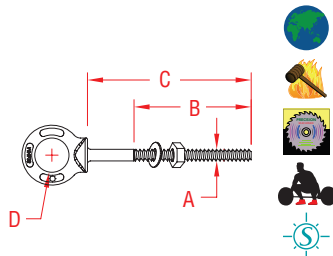
## SHOULDER EYE BOLT 316-NM STAINLESS STEEL



**NOTE:**  
MEETS ASME B30.26-2010 SECTION 26-2.0. EYE BOLTS HAVE FORGED MARKINGS OF 316-NM, SIZE AND WLL IN TONS. ALL THREADS ARE "UNC". ONE NUT AND WASHER ARE INCLUDED. EXTRA NUTS AND WASHERS ARE AVAILABLE FROM STOCK. SHAFT AND UNDERSIDE OF SHOULDER ARE MACHINED FOR PERFECT FIT AND SEATING.

ITEM	A	B	C	D	THREAD	WLL	WT
	(size)					(lb)	(lb)
S0314-0705	1/4"	1.50"	2.00"	0.50"	1/4"-20	500	0.06
S0314-0710	1/4"	2.50"	4.00"	0.50"	1/4"-20	500	0.08
S0314-0806	5/16"	1.50"	2.25"	0.63"	5/16"- 18	800	0.12
S0314-0810	5/16"	2.50"	4.25"	0.63"	5/16"- 18	800	0.14
S0314-1006	3/8"	1.50"	2.50"	0.75"	3/8"- 16	1,200	0.20
S0314-1012	3/8"	2.50"	4.50"	0.75"	3/8"- 16	1,200	0.26
S0314-1304	1/2"	1.25"	1.50"	1.00"	1/2"- 13	2,150	0.30
S0314-1308	1/2"	1.50"	3.25"	1.00"	1/2"- 13	2,150	0.40
S0314-1315	1/2"	3.00"	6.00"	1.00"	1/2"- 13	2,150	0.56
S0314-1603	5/8"	0.75"	1.00"	1.25"	5/8"- 11	3,440	0.60
S0314-1605	5/8"	1.75"	2.00"	1.25"	5/8"- 11	3,440	0.64
S0314-1610	5/8"	2.00"	4.00"	1.25"	5/8"- 11	3,440	0.80
S0314-1615	5/8"	3.00"	6.00"	1.25"	5/8"- 11	3,440	1.00
S0314-2003	3/4"	0.88"	1.00"	1.50"	3/4"- 10	5,140	0.94
S0314-2005	3/4"	1.75"	2.00"	1.50"	3/4"- 10	5,140	1.12
S0314-2012	3/4"	2.00"	4.50"	1.50"	3/4"- 10	5,140	1.40
S0314-2015	3/4"	3.00"	6.00"	1.50"	3/4"- 10	5,140	1.58
S0314-2213	7/8"	2.50"	5.00"	1.75"	7/8"- 9	7,130	2.32
S0314-2504	1"	1.38"	1.44"	2.00"	1" - 8	9,370	2.56
S0314-2506	1"	2.25"	2.50"	2.00"	1" - 8	9,370	2.64
S0314-2515	1"	3.00"	6.00"	2.00"	1" - 8	9,370	3.44

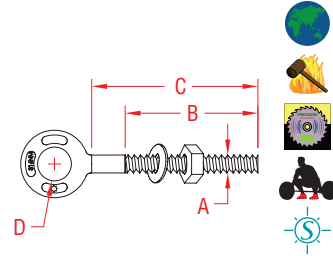
## METRIC SHOULDER EYE BOLT 316-NM STAINLESS STEEL



**NOTE:**  
MEETS ASME B30.26-2010 SECTION 26-2.0. EYE BOLTS HAVE FORGED MARKINGS OF 316-NM, SIZE AND WLL IN TONS. ALL THREADS ARE METRIC. ONE NUT AND WASHER ARE INCLUDED. EXTRA NUTS AND WASHERS ARE AVAILABLE FROM STOCK. SHAFT AND UNDERSIDE OF SHOULDER ARE MACHINED FOR PERFECT FIT AND SEATING.

ITEM	A	B	C	D	THREAD	WLL	WT
	(size)					(lb)	(lb)
S0314-0705M	M6	1.50"	2.00"	0.50"	M6 x 1.0	500	0.06
S0314-0710M	M6	2.50"	4.00"	0.50"	M6 x 1.0	500	0.08
S0314-0803M	M8	0.38"	1.38"	0.63"	M8 x 1.25	800	0.12
S0314-0806M	M8	1.50"	2.25"	0.63"	M8 x 1.25	800	0.12
S0314-0810M	M8	2.50"	4.25"	0.63"	M8 x 1.25	800	0.14
S0314-1002M	M10	0.75"	0.75"	0.75"	M10 x 1.5	1,200	0.20
S0314-1003M	M10	1.00"	1.50"	0.75"	M10 x 1.5	1,200	0.20
S0314-1006M	M10	1.50"	2.50"	0.75"	M10 x 1.5	1,200	0.20
S0314-1012M	M10	2.50"	4.50"	0.75"	M10 x 1.5	1,200	0.26
S0314-1304M	M12	1.00"	1.50"	1.00"	M12 x 1.75	2,150	0.30
S0314-1308M	M12	1.50"	3.25"	1.00"	M12 x 1.75	2,150	0.40
S0314-1315M	M12	3.00"	6.00"	1.00"	M12 x 1.75	2,150	0.56
S0314-1603M	M16	0.75"	1.00"	1.25"	M16 x 2.0	3,440	0.60
S0314-1605M	M16	1.75"	2.00"	1.25"	M16 x 2.0	3,440	0.64
S0314-1610M	M16	2.00"	4.00"	1.25"	M16 x 2.0	3,440	0.80
S0314-1615M	M16	3.00"	6.00"	1.25"	M16 x 2.0	3,440	1.00
S0314-2003M	M18	1.00"	1.00"	1.50"	M18 x 2.5	5,140	0.94
S0314-2005M	M18	1.75"	2.00"	1.50"	M18 x 2.5	5,140	1.12
S0314-2012M	M18	2.00"	4.50"	1.50"	M18 x 2.5	5,140	1.40
S0314-2015M	M18	3.00"	6.00"	1.50"	M18 x 2.5	5,140	1.58
S0314-2213M	M20	2.50"	5.00"	1.75"	M20 x 2.5	7,130	2.32
S0314-2504M	M24	1.38"	1.38"	2.00"	M24 x 3.0	9,370	2.56
S0314-2506M	M24	2.25"	2.50"	2.00"	M24 x 3.0	9,370	2.64
S0314-2515M	M24	3.00"	6.00"	2.00"	M24 x 3.0	9,370	3.44

## PLAIN EYE BOLT 316-NM STAINLESS STEEL

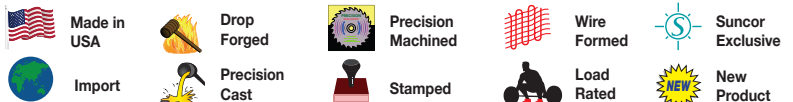


**NOTE:**  
MEETS ASME B30.26-2010 SECTION 26-2.0. EYE BOLTS HAVE FORGED MARKINGS OF 316-NM, SIZE AND WLL IN TONS. ALL THREADS ARE "UNC". ONE NUT AND WASHER ARE INCLUDED. EXTRA NUTS AND WASHERS ARE AVAILABLE FROM STOCK. SHAFT IS MACHINED FOR PERFECT FIT AND SEATING.

ITEM	A	B	C	D	THREAD	WLL	WT
	(size)					(lb)	(lb)
S0315-0705	1/4"	1.50"	2.00"	0.50"	1/4"-20	500	0.06
S0315-0710	1/4"	2.50"	4.00"	0.50"	1/4"-20	500	0.08
S0315-0806	5/16"	1.50"	2.25"	0.63"	5/16"- 18	800	0.08
S0315-0810	5/16"	2.50"	4.25"	0.63"	5/16"- 18	800	0.14
S0315-1002	3/8"	0.75"	0.75"	0.75"	3/8"- 16	1,200	0.18
S0315-1006	3/8"	1.50"	2.50"	0.75"	3/8"- 16	1,200	0.18
S0315-1012	3/8"	2.50"	4.50"	0.75"	3/8"- 16	1,200	0.26
S0315-1304	1/2"	1.25"	1.50"	1.00"	1/2"- 13	2,150	0.36
S0315-1308	1/2"	1.50"	3.25"	1.00"	1/2"- 13	2,150	0.48
S0315-1315	1/2"	3.00"	6.00"	1.00"	1/2"- 13	2,150	0.62
S0315-1603	5/8"	0.75"	1.00"	1.25"	5/8"- 11	3,440	0.62
S0315-1605	5/8"	1.75"	2.00"	1.25"	5/8"- 11	3,440	0.78
S0315-1610	5/8"	2.00"	4.00"	1.25"	5/8"- 11	3,440	0.95
S0315-1615	5/8"	3.00"	6.00"	1.25"	5/8"- 11	3,440	1.12
S0315-2003	3/4"	0.88"	1.00"	1.50"	3/4"- 10	5,140	1.06
S0315-2005	3/4"	1.75"	2.00"	1.50"	3/4"- 10	5,140	1.12
S0315-2012	3/4"	2.00"	4.50"	1.50"	3/4"- 10	5,140	1.52
S0315-2015	3/4"	3.00"	6.00"	1.50"	3/4"- 10	5,140	1.70
S0315-2213	7/8"	2.50"	5.00"	1.75"	7/8"- 9	7,130	2.26
S0315-2504	1"	1.38"	1.44"	2.00"	1" - 8	9,370	2.80
S0315-2506	1"	2.25"	2.50"	2.00"	1" - 8	9,370	3.20
S0315-2515	1"	3.00"	6.00"	2.00"	1" - 8	9,370	3.74



Key:

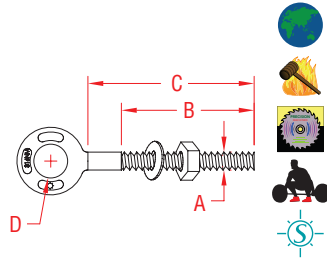


ORDERS ONLY: 800-394-2222  
(USA+CANADA)

All logos, icons, images, measurements and descriptions are the sole property of Suncor Stainless, Inc.  
© 2020 Suncor Stainless, Inc.

THREADED PRODUCTS

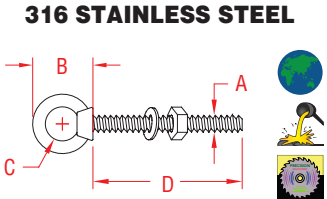
## METRIC PLAIN EYE BOLT 316-NM STAINLESS STEEL



**NOTE:**  
MEETS ASME B30.26-2010 SECTION 26-2.0. EYE BOLTS HAVE FORGED MARKINGS OF 316-NM, SIZE AND WLL IN TONS. ALL THREADS ARE METRIC. ONE NUT AND WASHER ARE INCLUDED. EXTRA NUTS AND WASHERS ARE AVAILABLE FROM STOCK. SHAFT IS MACHINED FOR PERFECT FIT AND SEATING.

ITEM	A	B	C	D	THREAD	WLL	WT
	(size)					(lb)	(lb)
S0315-0705M	M6	1.50"	2.00"	0.50"	M6 x 1.0	500	0.06
S0315-0710M	M6	2.50"	4.00"	0.50"	M6 x 1.0	500	0.08
S0315-0803M	M8	0.38"	1.38"	0.63"	M8 x 1.25	800	0.08
S0315-0806M	M8	1.50"	2.25"	0.63"	M8 x 1.25	800	0.08
S0315-0810M	M8	2.50"	4.25"	0.63"	M8 x 1.25	800	0.14
S0315-1002M	M10	0.75"	0.75"	0.75"	M10 x 1.5	1,200	0.18
S0315-1003M	M10	1.00"	1.50"	0.75"	M10 x 1.5	1,200	0.18
S0315-1006M	M10	1.50"	2.50"	0.75"	M10 x 1.5	1,200	0.18
S0315-1012M	M10	2.50"	4.50"	0.75"	M10 x 1.5	1,200	0.26
S0315-1304M	M12	1.00"	1.50"	1.00"	M12 x 1.75	2,150	0.36
S0315-1308M	M12	1.50"	3.25"	1.00"	M12 x 1.75	2,150	0.48
S0315-1315M	M12	3.00"	6.00"	1.00"	M12 x 1.75	2,150	0.62
S0315-1603M	M16	0.75"	1.00"	1.25"	M16 x 2.0	3,440	0.62
S0315-1605M	M16	1.75"	2.00"	1.25"	M16 x 2.0	3,440	0.78
S0315-1610M	M16	2.00"	4.00"	1.25"	M16 x 2.0	3,440	0.95
S0315-1615M	M16	3.00"	6.00"	1.25"	M16 x 2.0	3,440	1.12
S0315-2003M	M18	1.00"	1.00"	1.50"	M18 x 2.5	5,140	1.06
S0315-2005M	M18	1.75"	2.00"	1.50"	M18 x 2.5	5,140	1.12
S0315-2012M	M18	2.00"	4.50"	1.50"	M18 x 2.5	5,140	1.52
S0315-2015M	M18	3.00"	6.00"	1.50"	M18 x 2.5	5,140	1.70
S0315-2213M	M20	2.50"	5.00"	1.75"	M20 x 2.5	7,130	2.26
S0315-2504M	M24	1.38"	1.38"	2.00"	M24 x 3.0	9,370	2.80
S0315-2506M	M24	2.25"	2.50"	2.00"	M24 x 3.0	9,370	3.20
S0315-2515M	M24	3.00"	6.00"	2.00"	M24 x 3.0	9,370	3.74

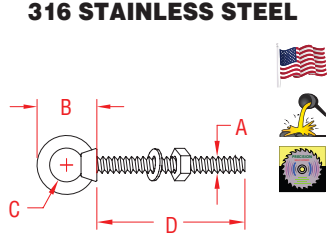
## HEAVY DUTY SPECIAL EYE BOLT 316 STAINLESS STEEL



**NOTE:**  
EYE BOLTS ARE FULLY THREADED WITH STANDARD "UNC" THREAD. ONE NUT AND WASHER ARE INCLUDED.

ITEM	A	B	C	D	WLL	WT
	(size)				(lb)	(lb)
S0319-0702	1/4"	1.20"	0.62"	2.00"	400	0.07
S0319-0712	1/4"	1.20"	0.62"	12.00"	400	0.17
S0319-0804	5/16"	1.55"	0.75"	4.00"	700	0.16
S0319-0812	5/16"	1.55"	0.75"	12.00"	700	0.29
S0319-1005	3/8"	1.92"	0.97"	5.00"	1,000	0.29
S0319-1012	3/8"	1.92"	0.97"	12.00"	1,000	0.46
S0319-1306	1/2"	2.38"	1.17"	6.00"	2,000	0.61
S0319-1312	1/2"	2.38"	1.17"	12.00"	2,000	0.87
S0319-1606	5/8"	2.81"	1.34"	6.00"	3,200	1.10
S0319-1612	5/8"	2.81"	1.34"	12.00"	3,200	1.48
S0319-2006	3/4"	3.36"	1.57"	6.00"	4,700	1.60
S0319-2012	3/4"	3.36"	1.57"	12.00"	4,700	2.20
S0319-2018	3/4"	3.36"	1.57"	18.00"	4,700	3.32
S0319-2509	1"	4.16"	2.00"	9.00"	7,000	3.78
S0319-2518	1"	4.16"	2.00"	18.00"	7,000	5.43

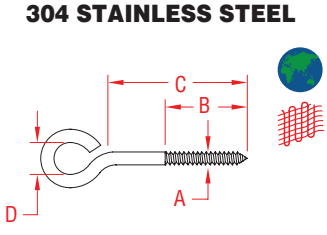
## CUSTOM EYE BOLT SET 316 STAINLESS STEEL



ITEM	A	B	C	D	THREAD	WLL
	(size)					(lb)
S0125-SP07	1/4"	1.20"	0.62"	CUSTOM	1/4"-20	400
S0125-SP08	5/16"	1.55"	0.75"	CUSTOM	5/16"-18	700
S0125-SP10	3/8"	1.92"	0.97"	CUSTOM	3/8"-16	1,000
S0125-SP13	1/2"	2.38"	1.17"	CUSTOM	1/2"-13	2,000
S0125-SP16	5/8"	2.81"	1.34"	CUSTOM	5/8"-11	3,200
S0125-SP20	3/4"	3.36"	1.57"	CUSTOM	3/4"-10	4,700
S0125-SP25	1"	3.55"	2.00"	CUSTOM	1"-8	7,500

**HOW TO ORDER:** WE CAN MAKE CUSTOM EYE BOLTS TO FIT YOUR SPECIFIC NEEDS. SELECT AN EYE BOLT FROM THE ITEM NUMBERS LISTED ABOVE AND SIMPLY SPECIFY THE DESIRED SHANK LENGTH (D) WHEN ORDERING.

## LAG EYE SCREW 304 STAINLESS STEEL



ITEM	A	B	C	D	WIRE DIA.	WT
	(size)					(lb)
S0327-04025	5/32"	0.63"	0.75"	0.44"	0.16"	0.01
S0327-07032	1/4"	0.75"	1.00"	0.63"	0.23"	0.03
S0327-07065	1/4"	1.87"	2.50"	0.58"	0.23"	0.03
S0327-07075	1/4"	1.87"	3.00"	0.50"	0.23"	0.03
S0327-07100	1/4"	1.87"	4.00"	0.50"	0.23"	0.04
S0327-08032	5/16"	0.75"	1.25"	0.63"	0.26"	0.05
S0327-08065	5/16"	1.25"	2.50"	0.63"	0.26"	0.06
S0327-08075	5/16"	1.75"	3.00"	0.63"	0.26"	0.07
S0327-08100	5/16"	1.75"	4.00"	0.63"	0.26"	0.08
S0327-08125	5/16"	1.75"	5.00"	0.63"	0.26"	0.10
S0327-10065	3/8"	1.75"	2.50"	0.75"	0.32"	0.10

**NOTE:** SEE NOTE ON LAG RING BOLT S0329 (PAGE 93).

**LIMITED LIFETIME WARRANTY**

**SUNCOR STAINLESS®**

TEL 508-732-9191 • FAX 508-732-9798 • ORDERS ONLY 800-394-2222

www.suncorstainless.com

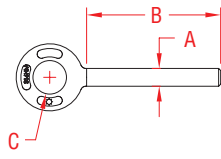


# THREADED PRODUCTS

## PLAIN EYE RIVET



316-NM STAINLESS STEEL



ITEM	A	B	C	WLL	WT
	(size)			(lb)	(lb)
S0315-R1304	1/2"	1.50"	1.00"	2,150	0.26
S0315-R1308	1/2"	3.25"	1.00"	2,150	0.37

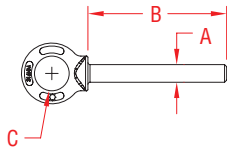
**NOTE:**  
OTHER SIZES ARE AVAILABLE ON SPECIAL ORDER.  
SEE PLAIN EYE BOLTS FOR SPECIAL SIZES (PAGE 90).

**EYE RIVETS HAVE FORGED MARKINGS OF 316-NM, SIZE AND WLL IN TONS. SHAFT IS MACHINED FOR PERFECT FIT.**

## SHOULDER EYE RIVET



316-NM STAINLESS STEEL



ITEM	A	B	C	WLL	WT
	(size)			(lb)	(lb)
S0314-R1304	1/2"	1.50"	1.00"	2,150	0.27
S0314-R1308	1/2"	3.25"	1.00"	2,150	0.38

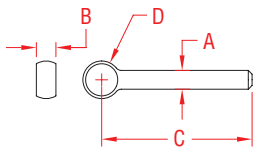
**NOTE:**  
OTHER SIZES ARE AVAILABLE ON SPECIAL ORDER.  
SEE SHOULDER EYE BOLTS FOR SPECIAL SPECS (PAGE 90).

**EYE RIVETS HAVE FORGED MARKINGS OF 316-NM, SIZE AND WLL IN TONS. UNDERSIDE OF SHOULDER AND SHAFT ARE MACHINED FOR PERFECT SEATING AND FIT.**

## ROD END BLANK



304 STAINLESS STEEL

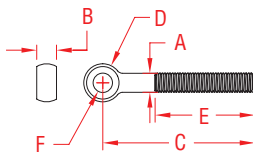


ITEM	SIZE	A	B	C	D	WT
						(lb)
S0360-10075	3/8"x 3"	0.38"	0.38"	3.00"	0.75"	0.13
S0360-10100	3/8"x 4"	0.38"	0.38"	4.00"	0.75"	0.16
S0360-13100	1/2"x 4"	0.50"	0.50"	4.00"	1.00"	0.30
S0360-13125	1/2"x 5"	0.50"	0.50"	5.00"	1.00"	0.36
S0360-13150	1/2"x 6"	0.50"	0.50"	6.00"	1.00"	0.42
S0360-16125	5/8"x 5"	0.63"	0.63"	5.00"	1.25"	0.61
S0360-16150	5/8"x 6"	0.63"	0.63"	6.00"	1.25"	0.68
S0360-16200	5/8"x 8"	0.63"	0.63"	8.00"	1.25"	0.82
S0360-20125	3/4"x 5"	0.75"	0.75"	5.00"	1.50"	0.86
S0360-20150	3/4"x 6"	0.75"	0.75"	6.00"	1.50"	1.04
S0360-20175	3/4"x 7"	0.75"	0.75"	7.00"	1.50"	1.22
S0360-20200	3/4"x 8"	0.75"	0.75"	8.00"	1.50"	1.40
S0360-22150	7/8"x 6"	0.88"	0.88"	6.00"	1.75"	1.46
S0360-25300	1"x 10"	1.00"	1.00"	10.00"	2.00"	2.85

## CUSTOM ROD END



304 STAINLESS STEEL

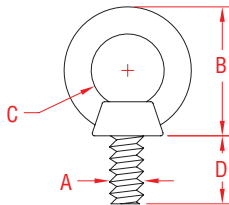


ITEM	SIZE	A	B	C	D	E	F
						(thread)	(eye)
S0360-10075-SP	3/8"x 3"	0.38"	0.38"	3.00"	0.75"	CUSTOM	CUSTOM
S0360-10100-SP	3/8"x 4"	0.38"	0.38"	4.00"	0.75"	CUSTOM	CUSTOM
S0360-13100-SP	1/2"x 4"	0.50"	0.50"	4.00"	1.00"	CUSTOM	CUSTOM
S0360-13125-SP	1/2"x 5"	0.50"	0.50"	5.00"	1.00"	CUSTOM	CUSTOM
S0360-13150-SP	1/2"x 6"	0.50"	0.50"	6.00"	1.00"	CUSTOM	CUSTOM
S0360-16125-SP	5/8"x 5"	0.63"	0.63"	5.00"	1.25"	CUSTOM	CUSTOM
S0360-16150-SP	5/8"x 6"	0.63"	0.63"	6.00"	1.25"	CUSTOM	CUSTOM
S0360-16200-SP	5/8"x 8"	0.63"	0.63"	8.00"	1.25"	CUSTOM	CUSTOM
S0360-20125-SP	3/4"x 5"	0.75"	0.75"	5.00"	1.50"	CUSTOM	CUSTOM
S0360-20150-SP	3/4"x 6"	0.75"	0.75"	6.00"	1.50"	CUSTOM	CUSTOM
S0360-20175-SP	3/4"x 7"	0.75"	0.75"	7.00"	1.50"	CUSTOM	CUSTOM
S0360-20200-SP	3/4"x 8"	0.75"	0.75"	8.00"	1.50"	CUSTOM	CUSTOM
S0360-22150-SP	7/8"x 6"	0.88"	0.88"	6.00"	1.75"	CUSTOM	CUSTOM
S0360-25300-SP	1"x 10"	1.00"	1.00"	10.00"	2.00"	CUSTOM	CUSTOM

## MACHINE EYE BOLT



316 STAINLESS STEEL



ITEM	A	B	C	D	WLL	WT
	(size)				(lb)	(lb)
S0316-0007	1/4"	1.09"	0.62"	0.53"	400	0.05
S0316-0008	5/16"	1.34"	0.75"	0.58"	700	0.07
S0316-0010	3/8"	1.68"	0.95"	0.71"	1,000	0.13
S0316-0013	1/2"	2.00"	1.14"	0.86"	2,000	0.25
S0316-0016	5/8"	2.42"	1.32"	1.02"	3,200	0.45
S0316-0020	3/4"	2.78"	1.57"	1.14"	4,700	0.79
S0316-0025	1"	3.66"	1.95"	1.50"	7,500	1.65

**NOTE:**  
THREADS ARE "UNC".



Key:



Made in USA



Drop Forged



Precision Machined



Wire Formed



Suncor Exclusive



Import



Precision Cast



Stamped



Load Rated



New Product

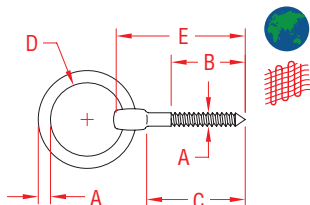
ORDERS ONLY: 800-394-2222  
(USA+CANADA)

All logos, icons, images, measurements and descriptions are the sole property of Suncor Stainless, Inc.  
© 2020 Suncor Stainless, Inc.

THREADED PRODUCTS

## LAG RING BOLT

304 STAINLESS STEEL

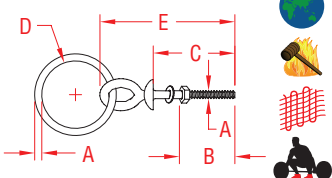


ITEM	A	B	C	D	E	WT
	(size)					(lb)
S0329-0007	1/4"	1.50"	2.25"	1.20"	2.75"	0.12
S0329-0008	5/16"	1.50"	2.25"	2.00"	3.00"	0.22
S0329-0010	3/8"	2.13"	3.13"	2.40"	3.86"	0.41
S0329-0013	1/2"	3.25"	4.75"	2.94"	5.65"	0.76

**NOTE:**  
WOOD TYPE THREADS. THE WORKING LOAD HAS NOT BEEN ESTABLISHED SINCE IT DEPENDS ON THE WOOD, HOLE AND INSTALLATION.

## RING BOLT SHOULDER

316 STAINLESS STEEL

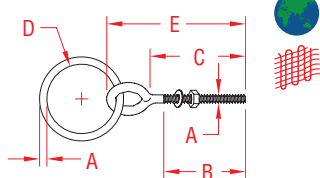


ITEM	A	B	C	D	E	WLL	WT
	(size)					(lb)	(lb)
S0330-0750	1/4"	1.50"	2.00"	1.75"	2.94"	250	0.14
S0330-0855	5/16"	1.50"	2.25"	2.00"	3.50"	400	0.27
S0330-1012	3/8"	2.50"	4.50"	2.50"	6.00"	600	0.54
S0330-1065	3/8"	1.50"	2.50"	2.50"	4.00"	600	0.48
S0330-1315	1/2"	3.00"	6.00"	3.00"	7.75"	1,100	1.17
S0330-1380	1/2"	1.50"	3.25"	3.00"	5.20"	1,100	1.06
S0330-1615	5/8"	3.00"	6.00"	3.00"	8.50"	2,000	1.95
S0330-2015	3/4"	3.00"	6.00"	3.00"	8.87"	2,600	2.89

**NOTE:**  
DROP FORGED EYE BOLT WITH WELDED RING; ALL THREADS ARE STANDARD "UNC"; ONE NUT AND ONE WASHER ARE INCLUDED.

## RING BOLT PLAIN

316 STAINLESS STEEL



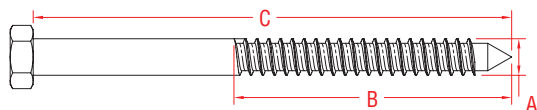
ITEM	A	B	C	D	E	WLL	WT
	(size)					(lb)	(lb)
S0331-0750	1/4"	1.50"	2.00"	1.75"	2.94"	250	0.12
S0331-0855	5/16"	1.50"	2.25"	2.00"	3.50"	400	0.21
S0331-1012	3/8"	2.50"	4.25"	2.50"	5.75"	600	0.38
S0331-1065	3/8"	1.50"	2.50"	2.50"	4.25"	600	0.42
S0331-1315	1/2"	3.00"	6.00"	3.00"	8.00"	1,100	0.94
S0331-1380	1/2"	1.50"	3.25"	3.00"	5.25"	1,100	0.83

**NOTE:**  
WELDED EYE BOLT WITH WELDED RING; ALL THREADS ARE STANDARD "UNC"; ONE NUT AND ONE WASHER ARE INCLUDED.

12 MM AVAILABLE IN 4" OR 6". USE ITEM# S0328-1210 AND S0328-1215.

## LAG SCREW

304 STAINLESS STEEL

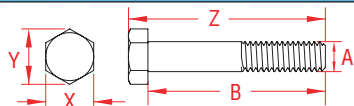


ITEM	A	B	C	WT
	(size)		(length)	(lb)
S0335-07150	1/4"	3.75"	6"	0.11
S0335-07250	1/4"	5.75"	10"	0.18
S0335-10150	3/8"	3.75"	6"	0.16
S0335-10250	3/8"	5.75"	10"	0.26
S0335-13150	1/2"	3.75"	6"	0.21
S0335-13250	1/2"	5.75"	10"	0.35
S0335-16300	5/8"	6.50"	12"	0.53

**NOTE:**  
EXTREMELY CORROSION RESISTANT. WITH SHARP POINTS AND COARSE THREADS, THESE LAG SCREWS ARE DESIGNED TO PENETRATE AND GRIP WOOD. CAN BE USED IN DOCK AND PIER CONSTRUCTION. PILOT HOLE RECOMMENDED.

## HEX HD CAP SCREW

316 STAINLESS STEEL



ITEM	A	B	X	Y	Z	WT
			(height)	(length)	(width)	(lb)
S0336-07100	1/4"	4.00"	0.43"	0.49"	4.15"	0.05
S0336-07150	1/4"	5.95"	0.43"	0.49"	6.10"	0.08
S0336-08120	5/16"	4.50"	0.50"	0.56"	4.63"	0.10
S0336-08150	5/16"	5.95"	0.50"	0.56"	6.15"	0.13
S0336-08250	5/16"	10.00"	0.50"	0.56"	10.22"	0.20
S0336-10100	3/8"	3.95"	0.56"	0.64"	4.20"	0.13
S0336-10150	3/8"	5.95"	0.56"	0.64"	6.15"	0.19
S0336-10250	3/8"	9.90"	0.56"	0.64"	10.15"	0.31
S0336-13120	1/2"	4.45"	0.74"	0.85"	4.75"	0.27
S0336-13150	1/2"	5.95"	0.74"	0.85"	6.25"	0.33
S0336-13250	1/2"	9.90"	0.74"	0.85"	10.15"	0.55
S0336-16150	5/8"	5.95"	0.93"	1.06"	6.35"	0.57
S0336-16300	5/8"	11.95"	0.93"	1.06"	12.35"	1.09

**NOTE:** ALL DIMENSIONS ARE NOMINAL (+/- 3%) AND ARE SUBJECT TO CHANGE WITHOUT NOTICE.

LIMITED LIFETIME WARRANTY

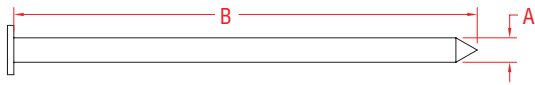
SUNCOR STAINLESS®

TEL 508-732-9191 • FAX 508-732-9798 • ORDERS ONLY 800-394-2222

www.suncorstainless.com

# THREADED PRODUCTS

## STAINLESS SPIKE 304 STAINLESS STEEL

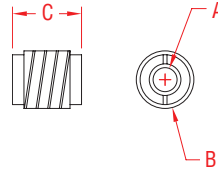


ITEM	A	B	WT
	(size)	(length)	
S0340-1006	3/8"	6.00"	0.19
S0340-1008	3/8"	8.00"	0.26
S0340-1010	3/8"	10.00"	0.32
S0340-1012	3/8"	12.00"	0.38

**NOTE:**  
THESE HEAVY DUTY NAILS ARE GREAT FOR DOCK & PIER CONSTRUCTION. CORROSION RESISTANT FOR LONG LASTING STRENGTH.

## THREAD INSERT, UNC

316 STAINLESS STEEL

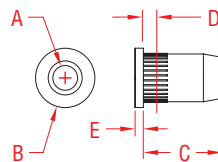


ITEM	A	B	C	HOLE SIZE	WT
	(size)				
S0385-0005	3/16"	0.46"	0.50"	3/8"	0.01
S0385-0007	1/4"	0.46"	0.50"	3/8"	0.01
S0385-0008	5/16"	0.60"	0.63"	1/2"	0.02
S0385-0010	3/8"	0.60"	0.63"	1/2"	0.03

**NOTE:**  
SPECIAL FITTING WITH "KNIFE THREADS" ON THE OUTSIDE AND STANDARD UNC ON THE INSIDE. USED TO CONNECT HORIZONTAL WIRE ROPE TO WOODEN POSTS AND TO ATTACH OTHER FASTENERS TO WOOD, PLASTIC OR CARBON FIBER.

## RIVET NUT INSERT

316 STAINLESS STEEL

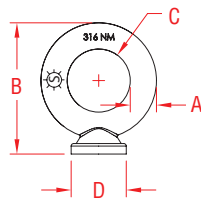


ITEM	A	B	C	D	E	THREAD	WT
	(max grip)						
<b>UNF, RIGHT AND LEFT</b>							
S0381-0007	1/4"	0.43"	0.58"	0.14"	0.06"	1/4" x 28 RH	0.01
S0381-L007	1/4"	0.43"	0.58"	0.14"	0.06"	1/4" x 28 LH	0.01
<b>UNC, RIGHT AND LEFT</b>							
S0382-0005	3/16"	0.35"	0.48"	0.12"	0.04"	10 x 24 RH	0.01
S0382-0007	1/4"	0.43"	0.58"	0.14"	0.06"	1/4" x 20 RH	0.01
S0382-L007	1/4"	0.43"	0.58"	0.14"	0.06"	1/4" x 20 LH	0.01
S0382-0008	5/16"	0.55"	0.64"	0.16"	0.06"	5/16" x 18 RH	0.01
S0382-0010	3/8"	0.63"	0.84"	0.22"	0.06"	3/8" x 16 RH	0.02

**NOTE:**  
FOR INSTALLATION IN THIN WALL METAL PLATES OR TUBES. RIVET NUT INSTALLATION TOOL IS ITEM #S0380-0000 (PAGE 54).

## PAD EYE

316-NM STAINLESS STEEL

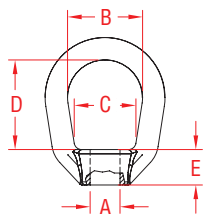


ITEM	A	B	C	D	WT
	(size)				
S0324-0005	3/16"	1.06"	0.50"	0.38"	0.04
S0324-0007	1/4"	1.31"	0.63"	0.56"	0.06
S0324-0008	5/16"	1.56"	0.75"	0.63"	0.10
S0324-0010	3/8"	2.00"	1.00"	0.87"	0.19
S0324-0013	1/2"	2.50"	1.25"	1.00"	0.38
S0324-0016	5/8"	3.25"	1.50"	1.38"	0.87
S0324-0020	3/4"	3.78"	1.75"	1.80"	1.52

**NOTE:**  
WLL IS DEPENDENT ON QUALITY OF THE WELDING AND ATTACHED STRUCTURE. PAD EYES HAVE FORGED MARKINGS OF 316-NM AND SIZE. UNDERSIDE IS MACHINED FOR PERFECT SEATING.

## LIFTING EYE NUT

316-NM STAINLESS STEEL



ITEM	A	B	C	D	E	WLL	WT
	(size)						
S0322-0007	1/4"	0.75"	0.59"	1.06"	0.38"	460	0.08
S0322-0008	5/16"	0.75"	0.59"	1.06"	0.38"	780	0.08
S0322-0010	3/8"	1.25"	1.00"	1.50"	0.63"	1,160	0.26
S0322-0013	1/2"	1.25"	1.00"	1.50"	0.63"	2,150	0.25
S0322-0016	5/8"	1.50"	1.19"	2.00"	0.69"	3,440	0.53
S0322-0020	3/4"	1.75"	1.25"	2.38"	0.88"	5,140	0.95

**NOTE:**  
MEETS ASME B30.26-2010 SECTION 26-2.0. UNDERSIDE OF SHOULDER IS MACHINED FOR PERFECT SEATING. EYE NUTS HAVE FORGED MARKINGS OF 316-NM, SIZE AND WLL IN TONS. ALL THREADS ARE "UNC".



Key:



Made in USA



Drop Forged

Precision Cast



Precision Machined

Stamped



Wire Formed

Load Rated



Suncor Exclusive



New Product

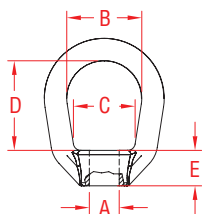

ORDERS ONLY: 800-394-2222  
(USA+CANADA)

All logos, icons, images, measurements and descriptions are the sole property of Suncor Stainless, Inc.  
© 2020 Suncor Stainless, Inc.



## METRIC LIFTING EYE NUT

316-NM STAINLESS STEEL

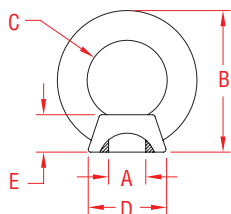


ITEM	A	B	C	D	E	WLL	WT
	(size)					(lb)	(lb)
S0322-M007	M6	0.75"	0.59"	1.06"	0.38"	460	0.08
S0322-M008	M8	0.75"	0.59"	1.06"	0.38"	780	0.08
S0322-M010	M10	1.25"	1.00"	1.50"	0.63"	1,160	0.26
S0322-M013	M12	1.25"	1.00"	1.50"	0.63"	2,150	0.25
S0322-M016	M16	1.50"	1.19"	2.00"	0.69"	3,440	0.53
S0322-M020	M18	1.75"	1.25"	2.38"	0.88"	5,140	0.95

**NOTE:**  
MEETS ASME B30.26-2010 SECTION 26-2.0. UNDERSIDE OF SHOULDER IS MACHINED FOR PERFECT SEATING. EYE NUTS HAVE FORGED MARKINGS OF 316-NM, SIZE AND WLL IN TONS. ALL THREADS ARE "METRIC".

## EYE NUT

316 STAINLESS STEEL

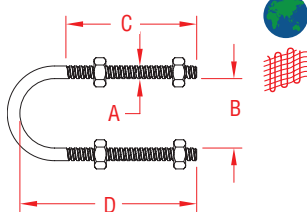


ITEM	A	B	C	D	E	WLL	WT
	(size)					(lb)	(lb)
<b>THREADED - UNC</b>							
S0321-0007	1/4"	1.20"	0.62"	0.50"	0.39"	400	0.04
S0321-0008	5/16"	1.55"	0.75"	0.62"	0.56"	700	0.08
S0321-0010	3/8"	1.92"	0.97"	0.76"	0.62"	1,000	0.13
S0321-0013	1/2"	2.38"	1.17"	0.95"	0.87"	2,000	0.26
S0321-0016	5/8"	2.81"	1.34"	1.19"	1.00"	3,200	0.53
S0321-0020	3/4"	3.36"	1.57"	1.32"	1.22"	4,700	0.75
S0321-0025	1"	4.16"	1.95"	1.70"	1.43"	7,500	1.49
<b>UNTHREADED - BLANK</b>							
S0321-U007	1/4"	1.20"	0.62"	0.50"	0.39"	400	0.04
S0321-U008	5/16"	1.55"	0.75"	0.62"	0.56"	700	0.08
S0321-U010	3/8"	1.92"	0.97"	0.76"	0.62"	1,000	0.13
S0321-U013	1/2"	2.38"	1.17"	0.95"	0.87"	2,000	0.26
S0321-U016	5/8"	2.81"	1.34"	1.19"	1.00"	3,200	0.53
S0321-U020	3/4"	3.36"	1.57"	1.32"	1.22"	4,700	0.75
S0321-U025	1"	4.16"	1.95"	1.70"	1.43"	7,500	1.49

**NOTE:**  
UNTHREADED EYE NUT CAN BE WELDED INTO PLACE, USED TO MAKE A SWIVEL ASSEMBLY OR CUSTOM THREADED TO FIT YOUR APPLICATION. SUNCOR OFFERS THREADING SERVICE.

## LONG U-BOLT

304 STAINLESS STEEL

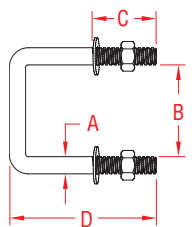


ITEM	A	THREAD	B	C	D	PIPE	WLL	WT
	(size)						(lb)	(lb)
S0352-07013	1/4"	1/4" - 20	0.88"	2.50"	2.94"	1/2"	435	0.10
S0352-07020	1/4"	1/4" - 20	1.13"	2.50"	3.19"	3/4"	435	0.11
S0352-07025	1/4"	1/4" - 20	1.38"	2.50"	3.44"	1"	435	0.11
S0352-10032	3/8"	3/8" - 16	1.69"	2.38"	3.72"	1-1/4"	1,090	0.28
S0352-10038	3/8"	3/8" - 16	2.00"	2.50"	4.00"	1-1/2"	1,090	0.30
S0352-10050	3/8"	3/8" - 16	2.44"	2.50"	4.44"	2"	1,090	0.33
S0352-13065	1/2"	1/2" - 13	2.94"	3.00"	5.22"	2-1/2"	2,020	0.73
S0352-13075	1/2"	1/2" - 13	3.56"	3.00"	5.75"	3"	2,020	0.79
S0352-13090	1/2"	1/2" - 13	4.06"	3.00"	6.25"	3-1/2"	2,020	0.85
S0352-13100	1/2"	1/2" - 13	4.56"	3.00"	6.75"	4"	2,020	0.90
S0352-13125	1/2"	1/2" - 13	5.63"	3.00"	7.81"	5"	2,020	1.03
S0352-16150	5/8"	5/8" - 11	6.75"	3.75"	9.69"	6"	3,230	1.92
S0352-16200	5/8"	5/8" - 11	8.75"	3.75"	11.50"	8"	3,230	2.22
S0352-20250	3/4"	3/4" - 10	10.88"	4.00"	13.88"	10"	4,830	4.08
S0352-22300	7/8"	7/8" - 9	12.88"	4.25"	16.13"	12"	6,730	5.70
S0352-22350	7/8"	7/8" - 9	14.13"	4.25"	17.50"	14"	6,730	6.70
S0352-22400	7/8"	7/8" - 9	16.13"	4.25"	19.25"	16"	6,730	7.50

**NOTE:**  
EACH U-BOLT SET INCLUDES 4 NUTS, WASHERS ARE AVAILABLE SEPARATELY.

## SQUARE U-BOLT

304 STAINLESS STEEL



ITEM	A	THREAD	B	C	D	WLL	WT
	(size)					(lb)	(lb)
S0356-102X3	3/8"	3/8" - 16	2.00"	1.50"	3.40"	1,090	0.25
S0356-102X5	3/8"	3/8" - 16	2.00"	3.00"	5.40"	1,090	0.35
S0356-102X7	3/8"	3/8" - 16	2.00"	3.75"	7.37"	1,090	0.45
S0356-104X3	3/8"	3/8" - 16	4.00"	1.50"	3.37"	1,090	0.30
S0356-104X5	3/8"	3/8" - 16	4.00"	3.00"	5.37"	1,090	0.40
S0356-104X7	3/8"	3/8" - 16	4.00"	3.75"	7.37"	1,090	0.50
S0356-106X5	3/8"	3/8" - 16	6.00"	3.00"	5.30"	1,090	0.45
S0356-106X7	3/8"	3/8" - 16	6.00"	3.75"	7.37"	1,090	0.55
S0356-106X9	3/8"	3/8" - 16	6.00"	5.63"	9.37"	1,090	0.65

**NOTE:**  
EACH SET INCLUDES 2 NUTS AND 2 WASHERS. THREADS ARE "UNC" 3/8"-16.

LIMITED LIFETIME WARRANTY

SUNCOR STAINLESS®

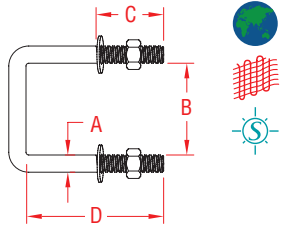
TEL 508-732-9191 • FAX 508-732-9798 • ORDERS ONLY 800-394-2222

www.suncorstainless.com

# THREADED PRODUCTS

## TRAILER U-BOLT

304 STAINLESS STEEL

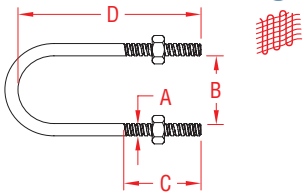


ITEM	A	THREAD	B	C	D	WLL	WT
	(size)					(lb)	(lb)
S0276-102X4	1/2"	1/2" - 13	2.13"	1.50"	4.00"	2,020	0.68
S0276-103X3	1/2"	1/2" - 13	3.13"	1.50"	3.00"	2,020	0.65
S0276-103X4	1/2"	1/2" - 13	3.13"	2.00"	4.00"	2,020	0.70
S0276-103X5	1/2"	1/2" - 13	3.13"	3.00"	5.00"	2,020	0.75
S0276-103X6	1/2"	1/2" - 13	3.13"	3.00"	6.00"	2,020	0.80
S0276-104X3	1/2"	1/2" - 13	4.13"	1.50"	3.00"	2,020	0.70

**NOTE:**  
STAINLESS TRAILER U-BOLTS ARE INTENDED TO REPLACE OR UPGRADE ORIGINAL TRAILER PARTS. EACH SET INCLUDES 2 NUTS AND 2 WASHERS.

## U-BOLT STANDARD

304 STAINLESS STEEL



ITEM	A	THREAD	B	C	D	PIPE	WLL	WT
	(size)						(lb)	(lb)
S0350-07010	1/4"	1/4" - 20	0.75"	0.63"	1.25"	3/8"	435	0.05
S0350-07013	1/4"	1/4" - 20	1.00"	1.00"	1.75"	1/2"	435	0.06
S0350-07020	1/4"	1/4" - 20	1.13"	1.00"	2.00"	3/4"	435	0.07
S0350-07025	1/4"	1/4" - 20	1.50"	1.38"	2.75"	1"	435	0.08
S0350-07032	1/4"	1/4" - 20	1.75"	1.38"	3.00"	1-1/4"	435	0.09
S0350-07038	1/4"	1/4" - 20	2.00"	1.38"	3.25"	1-1/2"	435	0.10
S0350-08013	5/16"	5/16" - 18	1.00"	1.38"	2.19"	1/2"	610	0.11
S0350-08026	5/16"	5/16" - 18	1.50"	1.00"	2.19"	1"	610	0.12
S0350-08032	5/16"	5/16" - 18	1.75"	1.13"	2.69"	1-1/4"	610	0.14
S0350-08038	5/16"	5/16" - 18	2.00"	1.00"	2.69"	1-1/2"	610	0.15
S0350-08050	5/16"	5/16" - 18	2.50"	1.00"	3.19"	2"	610	0.16
S0350-08065	5/16"	5/16" - 18	3.00"	1.00"	3.69"	2-1/2"	610	0.18
S0350-10013	3/8"	3/8" - 16	1.00"	1.25"	2.25"	1/2"	1,090	0.17
S0350-10020	3/8"	3/8" - 16	1.25"	1.25"	2.25"	3/4"	1,090	0.17
S0350-10025	3/8"	3/8" - 16	1.50"	1.25"	2.50"	1"	1,090	0.18
S0350-10032	3/8"	3/8" - 16	1.75"	1.25"	2.75"	1-1/4"	1,090	0.20
S0350-10038	3/8"	3/8" - 16	2.00"	1.25"	2.63"	1-1/2"	1,090	0.20
S0350-10050	3/8"	3/8" - 16	2.50"	1.25"	3.13"	2"	1,090	0.23
S0350-10065	3/8"	3/8" - 16	3.00"	1.25"	3.63"	2-1/2"	1,090	0.27
S0350-10075	3/8"	3/8" - 16	3.50"	1.25"	4.13"	3"	1,090	0.30
S0350-13065	1/2"	1/2" - 13	3.00"	1.63"	4.50"	2-1/2"	2,020	0.59
S0350-13075	1/2"	1/2" - 13	3.50"	1.50"	5.00"	3"	2,020	0.65
S0350-13090	1/2"	1/2" - 13	4.00"	1.50"	5.50"	3-1/2"	2,020	0.69
S0350-13100	1/2"	1/2" - 13	4.50"	1.50"	6.00"	4"	2,020	0.76
S0350-13125	1/2"	1/2" - 13	5.63"	2.00"	7.25"	5"	2,020	0.93
S0350-13150	1/2"	1/2" - 13	6.75"	2.00"	8.38"	6"	2,020	1.04
S0350-13200	1/2"	1/2" - 13	8.75"	2.00"	10.38"	8"	2,020	1.27

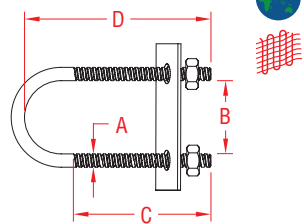
**NOTE:**  
ALL THREADS ARE UNC AND SET INCLUDES 2 NUTS.  
EXTRA NUTS AND WASHERS ARE AVAILABLE FROM STOCK.

**BULK QUANTITY OF CUSTOM SIZES  
MAY BE SPECIAL ORDERED.**

**CALL OR SEND US  
YOUR REQUIREMENTS FOR A PRICE  
AND DELIVERY SCHEDULE.**

## U-BOLT WITH PLATE

304 STAINLESS STEEL



ITEM	A	THREAD	B	C	D	PIPE	WLL	WT
	(size)						(lb)	(lb)
S0351-07010	1/4"	1/4" - 20	0.75"	0.63"	1.25"	3/8"	435	0.07
S0351-07013	1/4"	1/4" - 20	1.00"	1.00"	1.75"	1/2"	435	0.09
S0351-07020	1/4"	1/4" - 20	1.13"	1.00"	2.00"	3/4"	435	0.10
S0351-07025	1/4"	1/4" - 20	1.50"	1.38"	2.75"	1"	435	0.12
S0351-07032	1/4"	1/4" - 20	1.75"	1.38"	3.00"	1-1/4"	435	0.13
S0351-07038	1/4"	1/4" - 20	2.00"	1.38"	3.25"	1-1/2"	435	0.14
S0351-08013	5/16"	5/16" - 18	1.00"	1.38"	2.19"	1/2"	610	0.14
S0351-08026	5/16"	5/16" - 18	1.50"	1.00"	2.19"	1"	610	0.15
S0351-08032	5/16"	5/16" - 18	1.75"	1.13"	2.69"	1-1/4"	610	0.18
S0351-08038	5/16"	5/16" - 18	2.00"	1.00"	2.69"	1-1/2"	610	0.20
S0351-08050	5/16"	5/16" - 18	2.50"	1.00"	3.19"	2"	610	0.22
S0351-08065	5/16"	5/16" - 18	3.00"	1.00"	3.69"	2-1/2"	610	0.25
S0351-10013	3/8"	3/8" - 16	1.00"	1.25"	2.25"	1/2"	1,090	0.20
S0351-10020	3/8"	3/8" - 16	1.25"	1.25"	2.25"	3/4"	1,090	0.21
S0351-10025	3/8"	3/8" - 16	1.50"	1.25"	2.50"	1"	1,090	0.23
S0351-10032	3/8"	3/8" - 16	1.75"	1.25"	2.75"	1-1/4"	1,090	0.25
S0351-10038	3/8"	3/8" - 16	2.00"	1.25"	2.63"	1-1/2"	1,090	0.26
S0351-10050	3/8"	3/8" - 16	2.50"	1.25"	3.13"	2"	1,090	0.30
S0351-10065	3/8"	3/8" - 16	3.00"	1.25"	3.63"	2-1/2"	1,090	0.33
S0351-10075	3/8"	3/8" - 16	3.50"	1.25"	4.13"	3"	1,090	0.38
S0351-13065	1/2"	1/2" - 13	3.00"	1.63"	4.50"	2-1/2"	2,020	0.70
S0351-13075	1/2"	1/2" - 13	3.50"	1.50"	5.00"	3"	2,020	0.74
S0351-13090	1/2"	1/2" - 13	4.00"	1.50"	5.50"	3-1/2"	2,020	0.82
S0351-13100	1/2"	1/2" - 13	4.50"	1.50"	6.00"	4"	2,020	0.90
S0351-13125	1/2"	1/2" - 13	5.63"	2.00"	7.25"	5"	2,020	1.06
S0351-13150	1/2"	1/2" - 13	6.75"	2.00"	8.38"	6"	2,020	1.18
S0351-13200	1/2"	1/2" - 13	8.75"	2.00"	10.38"	8"	2,020	1.44

**NOTE:**  
ALL THREADS ARE UNC AND SET INCLUDES 2 NUTS.  
EXTRA NUTS AND WASHERS ARE AVAILABLE FROM STOCK.

**BULK QUANTITY OF CUSTOM SIZES  
MAY BE SPECIAL ORDERED.**

**CALL OR SEND US  
YOUR REQUIREMENTS FOR A PRICE  
AND DELIVERY SCHEDULE.**



Key:



Made in USA



Drop Forged



Precision Machined



Wire Formed



Suncor Exclusive



Import



Precision Cast



Stamped



Load Rated



New Product

ORDERS ONLY: 800-394-2222  
(USA+CANADA)

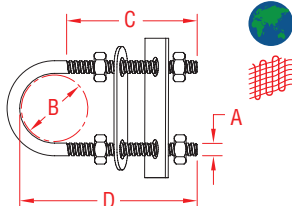
All logos, icons, images, measurements and descriptions are the sole property of Suncor Stainless, Inc.

© 2020 Suncor Stainless, Inc.

THREADED PRODUCTS

## BOW / STERN EYE

304 STAINLESS STEEL

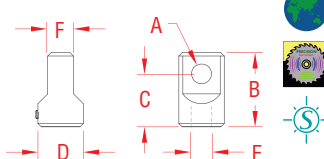


ITEM	A	THREAD	B	C	D	PULL	WT
	(size)					(strength - lb)	(lb)
S0353-10055	3/8"	3/8" - 16	1.03"	1.13"	2.25"	3,200	0.25
S0353-10090	3/8"	3/8" - 16	1.03"	3.00"	4.00"	3,200	0.30
S0353-10115	3/8"	3/8" - 16	1.03"	4.00"	5.00"	3,200	0.40
S0353-11120	7/16"	7/16" - 14	1.50"	3.44"	5.00"	3,800	0.60
S0353-11150	7/16"	7/16" - 14	1.50"	4.50"	6.00"	3,800	0.65
S0353-13095	1/2"	1/2" - 13	1.31"	2.50"	3.87"	4,800	0.60
S0353-13120	1/2"	1/2" - 13	1.31"	3.44"	4.85"	4,800	0.70
S0353-13150	1/2"	1/2" - 13	1.31"	4.75"	6.00"	4,800	0.80
S0353-13180	1/2"	1/2" - 13	1.31"	6.00"	7.25"	4,800	0.95

**NOTE:**  
EACH U-BOLT SET INCLUDES 4 NUTS (2 STANDARD AND 2 BEVELED), 1 BOW PLATE AND 1 STERN PLATE. THREADS ARE "UNC".

## HOIST ANCHOR BASE

316 STAINLESS STEEL

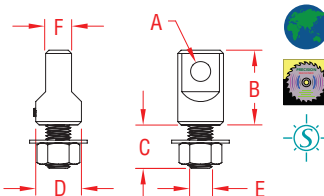


ITEM	SIZE	A	B	C	D	E	F	WLL	WT
	(nominal)					(UNC thread)		(lb)	(lb)
S0116-HB07	1/4"	0.31"	1.38"	1.00"	0.75"	3/8"- 16	0.45"	1,000	0.12
S0116-HB08	5/16"	0.38"	1.63"	1.20"	0.88"	7/16"- 14	0.48"	1,300	0.18
S0116-HB10	3/8"	0.44"	2.00"	1.50"	1.25"	1/2"- 13	0.60"	1,500	0.46
S0116-HB12	7/16"	0.50"	2.13"	1.56"	1.38"	5/8"- 11	0.65"	2,000	0.56
S0116-HB13	1/2"	0.63"	2.25"	1.59"	1.38"	3/4"- 10	0.78"	3,000	0.58
S0116-HB16	5/8"	0.75"	2.67"	1.86"	1.75"	7/8"- 9	1.01"	4,000	1.11
S0116-HB20	3/4"	0.88"	2.89"	2.00"	2.00"	1"- 8	1.19"	6,000	1.54
S0116-HB22	7/8"	1.00"	3.50"	2.34"	2.50"	1-1/8"- 7	1.39"	8,000	3.00
S0116-HB25	1"	1.13"	4.00"	2.67"	2.75"	1-1/4"- 7	1.60"	10,000	4.23

**NOTE:**  
316 STAINLESS STEEL FOR MAXIMUM CORROSION RESISTANCE. DESIGNED FOR USE WITH STANDARD SHACKLE TYPES AND SIZES.

## ANCHOR BASE w/ STUD

316 STAINLESS STEEL

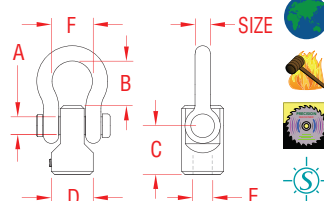


ITEM	SIZE	A	B	C	D	E	F	WLL	WT
	(nominal)					(UNC thread)		(lb)	(lb)
S0116-HC07	1/4"	0.31"	1.38"	0.64"	0.75"	3/8"- 16	0.45"	1,000	0.16
S0116-HC08	5/16"	0.38"	1.63"	0.78"	0.88"	7/16"- 14	0.48"	1,300	0.24
S0116-HC10	3/8"	0.44"	2.00"	0.86"	1.25"	1/2"- 13	0.60"	1,500	0.54
S0116-HC12	7/16"	0.50"	2.13"	1.10"	1.38"	5/8"- 11	0.65"	2,000	0.72
S0116-HC13	1/2"	0.63"	2.25"	1.32"	1.38"	3/4"- 10	0.78"	3,000	0.86
S0116-HC16	5/8"	0.75"	2.67"	1.43"	1.75"	7/8"- 9	1.01"	4,000	1.53
S0116-HC20	3/4"	0.88"	2.89"	1.80"	2.00"	1"- 8	1.19"	6,000	2.19
S0116-HC22	7/8"	1.00"	3.50"	2.05"	2.50"	1-1/8"- 7	1.39"	8,000	3.93
S0116-HC25	1"	1.13"	4.00"	2.17"	2.75"	1-1/4"- 7	1.60"	10,000	5.57

**NOTE:**  
DESIGNED FOR USE WITH STANDARD SHACKLE TYPES AND SIZES. INCLUDES HOIST ANCHOR BASE, THREADED ROD, WASHER & NUT. THREADS ARE UNC.

## ANCHOR BASE w/ SHACKLE

316 STAINLESS STEEL

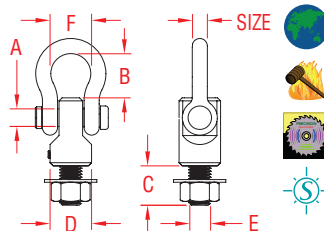


ITEM	SIZE	A	B	C	D	E	F	WLL	WT
	(nominal)					(UNC thread)		(lb)	(lb)
S0116-HD07	1/4"	0.31"	0.91"	1.00"	0.75"	3/8"- 16	0.79"	1,000	0.22
S0116-HD08	5/16"	0.38"	0.99"	1.20"	0.88"	7/16"- 14	0.81"	1,300	0.35
S0116-HD10	3/8"	0.44"	1.13"	1.50"	1.25"	1/2"- 13	1.05"	1,500	0.78
S0116-HD12	7/16"	0.50"	1.14"	1.56"	1.38"	5/8"- 11	1.14"	2,000	1.05
S0116-HD13	1/2"	0.63"	1.47"	1.59"	1.38"	3/4"- 10	1.33"	3,000	1.30
S0116-HD16	5/8"	0.75"	2.00"	1.86"	1.75"	7/8"- 9	1.67"	4,000	2.64
S0116-HD20	3/4"	0.88"	2.48"	2.00"	2.00"	1"- 8	2.02"	6,000	3.90
S0116-HD22	7/8"	1.00"	2.78"	2.34"	2.50"	1-1/8"- 7	2.24"	8,000	7.00
S0116-HD25	1"	1.13"	2.99"	2.67"	2.75"	1-1/4"- 7	2.47"	10,000	9.50

**NOTE:**  
316 STAINLESS STEEL FOR MAXIMUM CORROSION RESISTANCE. INCLUDES HOIST ANCHOR BASE AND FIXED SHACKLE. THREADS ARE UNC.

## COMPLETE HOIST ASSEMBLY

316 STAINLESS STEEL



ITEM	SIZE	A	B	C	D	E	F	WLL	WT
	(nominal)					(UNC thread)		(lb)	(lb)
S0116-HF07	1/4"	0.31"	0.91"	0.64"	0.75"	3/8"- 16	0.79"	1,000	0.26
S0116-HF08	5/16"	0.38"	0.99"	0.78"	0.88"	7/16"- 14	0.81"	1,300	0.41
S0116-HF10	3/8"	0.44"	1.13"	0.86"	1.25"	1/2"- 13	1.05"	1,500	0.86
S0116-HF12	7/16"	0.50"	1.14"	1.10"	1.38"	5/8"- 11	1.14"	2,000	1.21
S0116-HF13	1/2"	0.63"	1.47"	1.32"	1.38"	3/4"- 10	1.33"	3,000	1.58
S0116-HF16	5/8"	0.75"	2.00"	1.43"	1.75"	7/8"- 9	1.67"	4,000	3.06
S0116-HF20	3/4"	0.88"	2.48"	1.80"	2.00"	1"- 8	2.02"	6,000	4.55
S0116-HF22	7/8"	1.00"	2.78"	2.05"	2.50"	1-1/8"- 7	2.24"	8,000	7.93
S0116-HF25	1"	1.13"	2.99"	2.17"	2.75"	1-1/4"- 7	2.47"	10,000	10.84

**NOTE:**  
COMPLETE HOIST ASSEMBLY. INCLUDES HOIST ANCHOR BASE, FIXED SHACKLE, THREADED ROD, WASHER AND NUT. THREADS ARE UNC.

LIMITED LIFETIME WARRANTY

**SUNCOR STAINLESS®**

TEL 508-732-9191 • FAX 508-732-9798 • ORDERS ONLY 800-394-2222

www.suncorstainless.com

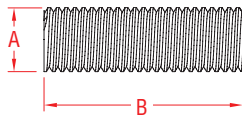


# THREADED PRODUCTS

THREADED PRODUCTS

## THREADED ROD, UNC

316 STAINLESS STEEL

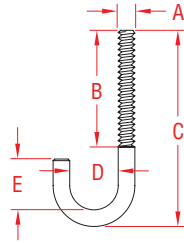


ITEM	A	B	THREAD	WLL	WT
	(size)			(lb)	(lb)
S0300-0007	1/4"	6 FEET	1/4"-20	475	0.76
S0300-0008	5/16"	6 FEET	5/16"-18	780	1.22
S0300-0010	3/8"	6 FEET	3/8"-16	1,160	2.30
S0300-0013	1/2"	6 FEET	1/2"-13	2,120	3.25
S0300-0016	5/8"	6 FEET	5/8"-11	3,390	5.15
S0300-0020	3/4"	6 FEET	3/4"-10	5,000	7.55
S0300-0022	7/8"	6 FEET	7/8"-9	6,930	10.26
S0300-0025	1"	6 FEET	1"-8	9,090	13.64

**NOTE:**  
RODS WITH METRIC THREAD CAN BE SUPPLIED ON SPECIAL ORDER.

## J-BOLT

304 STAINLESS STEEL

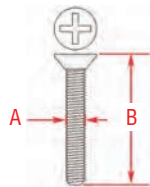


ITEM	A	B	C	D	E	WT
						(lb)
S0358-0550	3/16"	1.25"	1.88"	0.31"	0.56"	0.03
S0358-0655	7/32"	1.25"	2.13"	0.34"	0.66"	0.04
S0358-0760	1/4"	1.25"	2.40"	0.38"	0.75"	0.05
S0358-0875	5/16"	1.71"	3.00"	0.50"	0.94"	0.08
S0358-10100	3/8"	2.25"	3.75"	0.50"	1.13"	0.12
S0358-10125	3/8"	2.25"	5.00"	0.50"	1.13"	0.16
S0358-10180	3/8"	2.25"	7.00"	0.50"	1.13"	0.22
S0358-13150	1/2"	3.00"	6.00"	0.63"	1.50"	0.26

**NOTE:**  
ALL THREADS ARE STANDARD "UNC".  
FOR S0303-SERIES "UNC" RIGHT HAND NUTS, SEE PAGE 100.

## MACHINE SCREW - FLATHEAD

PHILLIPS  
316 STAINLESS STEEL

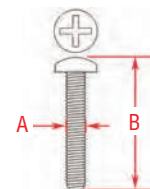


ITEM	SIZE	A	B	QTY	WT
					(lb)
<b>SMALL PACKS - POLY BAG</b>					
S0910-0538-10	#8-32	0.16"	1.50"	10	0.07
S0910-0638-8	#10-24	0.18"	1.50"	8	0.08
S0910-0725-4	1/4"-20	0.25"	1.00"	4	0.05
S0910-0750-4	1/4"-20	0.25"	2.00"	4	0.09
S0910-0845-3	5/16"-18	0.31"	1.50"	3	0.09
<b>BULK 1 LB. PACKS - PLASTIC BOX</b>					
S0910-0538-1LB	#8-32	0.16"	1.50"	1 lb (135 pcs)	1.00
S0910-0638-1LB	#10-24	0.18"	1.50"	1 lb (103 pcs)	1.00
S0910-0725-1LB	1/4"-20	0.25"	1.00"	1 lb (78 pcs)	1.00
S0910-0750-1LB	1/4"-20	0.25"	2.00"	1 lb (44 pcs)	1.00
S0910-0845-1LB	5/16"-18	0.31"	1.50"	1 lb (34 pcs)	1.00

**NOTE:** 316 STAINLESS. MATCHING WASHERS AND NUTS ARE AVAILABLE.

## MACHINE SCREW - PANHEAD

PHILLIPS  
316 STAINLESS STEEL

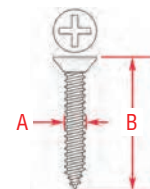


ITEM	SIZE	A	B	QTY	WT
					(lb)
<b>SMALL PACKS - POLY BAG</b>					
S0911-0750-4	1/4"-20	0.25"	2.00"	4	0.11
S0911-0850-3	5/16"-18	0.31"	2.00"	3	0.14
<b>BULK 1 LB. PACKS - PLASTIC BOX</b>					
S0911-0750-1LB	1/4"-20	0.25"	2.00"	1 lb (38 pcs)	1.00
S0911-0850-1LB	5/16"-18	0.31"	2.00"	1 lb (22 pcs)	1.00

**NOTE:**  
316 STAINLESS FOR MAXIMUM CORROSION RESISTANCE.  
MATCHING WASHERS, NUTS AND STAINLESS PHILLIPS HEAD  
DRIVER BITS ARE AVAILABLE.

## WOOD SCREW - FLATHEAD

PHILLIPS  
316 STAINLESS STEEL



ITEM	SIZE	A	B	QTY	WT
					(lb)
<b>SMALL PACKS - POLY BAG</b>					
S0914-0538-10	#8	0.16"	1.50"	10	0.06
S0914-0638-8	#10	0.19"	1.50"	8	0.07
S0914-0750-4	#14 (1/4")	0.25"	2.00"	4	0.08
S0914-0850-3	#20 (5/16")	0.31"	2.00"	3	0.10
<b>BULK 1 LB. PACKS - PLASTIC BOX</b>					
S0914-0538-1LB	#8	0.16"	1.50"	1 lb (160 pcs)	1.00
S0914-0638-1LB	#10	0.19"	1.50"	1 lb (120 pcs)	1.00
S0914-0750-1LB	#14 (1/4")	0.25"	2.00"	1 lb (53 pcs)	1.00
S0914-0850-1LB	#20 (5/16")	0.31"	2.00"	1 lb (30 pcs)	1.00

**NOTE:** 316 STAINLESS FOR MAXIMUM CORROSION RESISTANCE.  
STAINLESS PHILLIPS HEAD DRIVER BITS ARE AVAILABLE.



ORDERS ONLY: 800-394-2222  
(USA+CANADA)

Key:



Made in USA

Import



Drop Forged

Precision Cast



Precision Machined

Stamped



Wire Formed



Load Rated



Suncor Exclusive



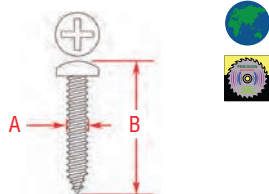
New Product

All logos, icons, images, measurements and descriptions are the sole property of Suncor Stainless, Inc.  
© 2020 Suncor Stainless, Inc.

## WOOD SCREW - PANHEAD



**PHILLIPS  
316 STAINLESS STEEL**

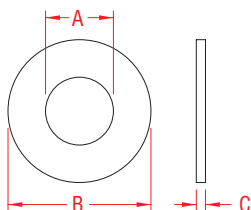


ITEM	SIZE	A	B	QTY	WT
(lb)					
<b>SMALL PACKS - POLY BAG</b>					
S0913-0738-4	#14 (1/4")	0.25"	1.50"	4	0.07
S0913-0838-3	#20 (5/16")	0.31"	1.50"	3	0.10
<b>BULK 1 LB. PACKS - PLASTIC BOX</b>					
S0913-0738-1LB	#14 (1/4")	0.25"	1.50"	1 lb (59 pcs)	1.00
S0913-0838-1LB	#20 (5/16")	0.31"	1.50"	1 lb (32 pcs)	1.00
<b>NOTE:</b> 316 STAINLESS FOR MAXIMUM CORROSION RESISTANCE. STAINLESS PHILLIPS HEAD DRIVER BITS ARE AVAILABLE.					

## FLAT WASHER




**316 STAINLESS STEEL**

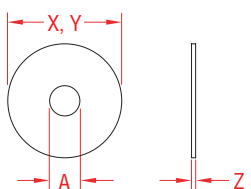


ITEM	SIZE	A	B	C	QTY	WT
(lb)						
<b>SMALL PACKS - POLY BAG</b>						
P0113-WA04-10	#8 (1/8")	0.13"	0.32"	0.03"	10	0.008
P0113-WA05-10	#10 (3/16")	0.21"	0.43"	0.03"	10	0.010
P0113-WA07-4	#14 (1/4")	0.29"	0.62"	0.05"	4	0.014
P0113-WA08-3	#20 (5/16")	0.36"	0.75"	0.05"	3	0.014
<b>PACKS OF 100 - PLASTIC BOX</b>						
P0113-WA04-100	#8 (1/8")	0.13"	0.32"	0.03"	100	0.07
P0113-WA05-100	#10 (3/16")	0.21"	0.43"	0.03"	100	0.11
P0113-WA07-100	#14 (1/4")	0.29"	0.62"	0.05"	100	0.35
P0113-WA08-100	#20 (5/16")	0.36"	0.75"	0.05"	100	0.44
<b>NOTE: 316 STAINLESS STEEL FOR MAXIMUM CORROSION RESISTANCE. COMPATIBLE FASTENERS AND NUTS ARE AVAILABLE.</b>						

## FENDER WASHER



**316 STAINLESS STEEL**

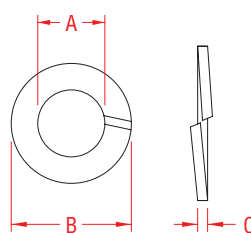


ITEM	A	X	Y	Z	WT
		(height)	(length)	(width)	(lb)
P0113-FW07	1/4"	1.25"	1.25"	0.04"	0.01
P0113-FW08	5/16"	1.50"	1.50"	0.05"	0.02
P0113-FW10	3/8"	1.50"	1.50"	0.06"	0.03
P0113-FW13	1/2"	2.00"	2.00"	0.06"	0.05
<b>NOTE:</b> ALL DIMENSIONS ARE NOMINAL (+/- 3%) AND ARE SUBJECT TO CHANGE WITHOUT NOTICE.					

## LOCK WASHER - SPLIT



**316 STAINLESS STEEL**

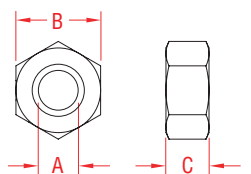


ITEM	SIZE	A	B	C	QTY	WT
(lb)						
<b>SMALL PACKS - POLY BAG</b>						
P0113-SW04-10	#8 (1/8")	0.13"	0.23"	0.03"	10	0.004
P0113-SW05-10	#10 (3/16")	0.20"	0.33"	0.05"	10	0.010
P0113-SW07-4	#14 (1/4")	0.26"	0.48"	0.07"	4	0.012
P0113-SW08-3	#20 (5/16")	0.33"	0.58"	0.09"	3	0.014
<b>PACKS OF 100 - PLASTIC BOX</b>						
P0113-SW04-100	#8 (1/8")	0.13"	0.23"	0.03"	100	0.05
P0113-SW05-100	#10 (3/16")	0.20"	0.33"	0.05"	100	0.10
P0113-SW07-100	#14 (1/4")	0.26"	0.48"	0.07"	100	0.24
P0113-SW08-100	#20 (5/16")	0.33"	0.58"	0.09"	100	0.43
<b>NOTE: 316 STAINLESS STEEL FOR MAXIMUM CORROSION RESISTANCE. COMPATIBLE FASTENERS AND NUTS ARE AVAILABLE.</b>						

## HEX NUT - RIGHT HAND



**316 STAINLESS STEEL  
UNC**



ITEM	A	B	C	THREAD	QTY	WT
	(size)				(lb)	
<b>SMALL PACKS - POLY BAG</b>						
S0303-0004-10	#8 (1/8")	0.34"	0.12"	#8-32	10	0.03
S0303-0005-10	#10 (3/16")	0.37"	0.16"	#10-24	10	0.03
S0303-0007-4	#14 (1/4")	0.43"	0.22"	1/4"-20	4	0.03
S0303-0008-3	#20 (5/16")	0.49"	0.26"	5/16"-18	3	0.03
<b>PACKS OF 100 - PLASTIC BOX</b>						
S0303-0004-100	#8 (1/8")	0.34"	0.12"	#8-32	100	0.30
S0303-0005-100	#10 (3/16")	0.37"	0.16"	#10-24	100	0.35
S0303-0007-100	#14 (1/4")	0.43"	0.22"	1/4"-20	100	0.80
S0303-0008-100	#20 (5/16")	0.49"	0.26"	5/16"-18	100	1.07
<b>NOTE:</b> 316 STAINLESS STEEL. ALL THREADS ARE STANDARD RIGHT HAND "UNC".						

**LIMITED LIFETIME  
WARRANTY**

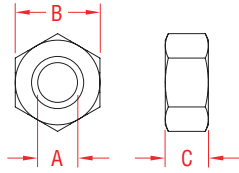
**SUNCOR STAINLESS®**

TEL 508-732-9191 • FAX 508-732-9798 • ORDERS ONLY 800-394-2222

www.suncorstainless.com

## HEX NUTS

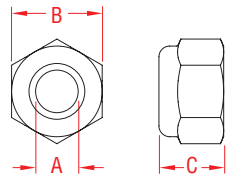
316 STAINLESS STEEL



ITEM	A	B	C	THREAD	WT
	(size)	(wrench)			(lb)
<b>LEFT HAND - "UNC"</b>					
S0302-0005	3/16"	0.31"	5/16"	0.16"	10 - 24 .25/100
S0302-0007	1/4"	0.43"	7/16"	0.22"	1/4" - 20 .42/100
S0302-0008	5/16"	0.47"	1/2"	0.26"	5/16" - 18 .82/100
S0302-0010	3/8"	0.54"	9/16"	0.33"	3/8" - 16 1.5/100
S0302-0013	1/2"	0.75"	3/4"	0.44"	1/2" - 13 3.5/100
S0302-0016	5/8"	0.94"	15/16"	0.55"	5/8" - 11 7.0/100
S0302-0020	3/4"	1.13"	1-1/8"	0.66"	3/4" - 10 13.0/100
S0302-0025	1"	1.51"	1-1/2"	0.84"	1" - 8 31.0/100
S0302-0028	1-1/8"	1.65"	1-5/8"	0.99"	1-1/8" - 7 40.0/100
S0302-0032	1-1/4"	1.77"	1-3/4"	1.06"	1-1/4" - 7 58.0/100
<b>RIGHT HAND - "UNC"</b>					
S0303-0005	3/16"	0.31"	5/16"	0.16"	10 - 24 .25/100
S0303-0007	1/4"	0.43"	7/16"	0.22"	1/4" - 20 .42/100
S0303-0008	5/16"	0.47"	1/2"	0.26"	5/16" - 18 .82/100
S0303-0010	3/8"	0.54"	9/16"	0.33"	3/8" - 16 1.5/100
S0303-0013	1/2"	0.75"	3/4"	0.44"	1/2" - 13 3.5/100
S0303-0016	5/8"	0.94"	15/16"	0.55"	5/8" - 11 7.0/100
S0303-0020	3/4"	1.13"	1-1/8"	0.66"	3/4" - 10 13.0/100
S0303-0025	1"	1.51"	1-1/2"	0.84"	1" - 8 31.0/100
S0303-0028	1-1/8"	1.65"	1-5/8"	0.99"	1-1/8" - 7 40.0/100
S0303-0032	1-1/4"	1.77"	1-3/4"	1.06"	1-1/4" - 7 58.0/100
<b>RIGHT HAND - METRIC</b>					
S0303-MM05	5 mm	0.31"	5/16"	0.15"	M5 x 0.8 .25/100
S0303-MM06	6 mm	0.38"	3/8"	0.19"	M6 x 1.0 .45/100
S0303-MM10	10 mm	0.65"	5/8"	0.30"	M10 x 1.5 2.0/100
S0303-MM12	12 mm	0.74"	3/4"	0.38"	M12 x 1.75 3.5/100
S0303-MM16	16 mm	0.93"	15/16"	0.50"	M16 x 2.0 8.0/100
S0303-MM20	20 mm	1.17"	1-3/16"	0.61"	M20 x 2.5 12.0/100
<b>LEFT HAND - STANDARD "UNF"</b>					
S0304-0005	3/16"	0.31"	5/16"	0.12"	10 - 32 .25/100
S0304-0007	1/4"	0.43"	7/16"	0.22"	1/4" - 28 .42/100
S0304-0008	5/16"	0.47"	1/2"	0.24"	5/16" - 24 .82/100
S0304-0010	3/8"	0.54"	9/16"	0.33"	3/8" - 24 1.5/100
S0304-0013	1/2"	0.75"	3/4"	0.44"	1/2" - 20 3.5/100
S0304-0016	5/8"	0.94"	15/16"	0.55"	5/8" - 18 7.0/100
S0304-0020	3/4"	1.09"	1-1/8"	0.63"	3/4" - 16 10.0/100
<b>RIGHT HAND - STANDARD "UNF"</b>					
S0305-0005	3/16"	0.31"	5/16"	0.12"	10 - 32 .25/100
S0305-0007	1/4"	0.43"	7/16"	0.22"	1/4" - 28 .42/100
S0305-0008	5/16"	0.47"	1/2"	0.24"	5/16" - 24 .82/100
S0305-0010	3/8"	0.54"	9/16"	0.33"	3/8" - 24 1.5/100
S0305-0013	1/2"	0.75"	3/4"	0.44"	1/2" - 20 3.5/100
S0305-0016	5/8"	0.94"	15/16"	0.55"	5/8" - 18 7.0/100
S0305-0020	3/4"	1.09"	1-1/8"	0.63"	3/4" - 16 10.0/100

## NYLON INSERT LOCK NUT

316 STAINLESS STEEL

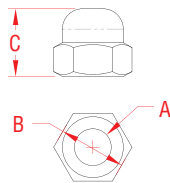


ITEM	A	B	C	THREAD	WT
	(size)	(wrench)		(height)	(lb)
S0303-NI07	1/4"	0.43"	7/16"	0.31"	1/4" - 20 .80/100
S0303-NI08	5/16"	0.50"	1/2"	0.34"	5/16" - 18 1.0/100

**NOTE:**  
ALL THREADS ARE STANDARD RIGHT HAND "UNC".

## ACORN NUT

316 STAINLESS STEEL  
UNC



ITEM	A	B	C	THREAD	WT
	(size)	(wrench)			(lb)
S0306-0005	3/16"	0.38"	3/8"	0.42"	10 - 24 .48/100
S0306-0007	1/4"	0.44"	7/16"	0.47"	1/4" - 20 .93/100
S0306-0008	5/16"	0.56"	9/16"	0.53"	5/16" - 18 1.7/100
S0306-0010	3/8"	0.63"	5/8"	0.63"	3/8" - 16 4.0/100
S0306-0012	7/16"	0.63"	5/8"	0.72"	7/16" - 13 7.5/100
S0306-0013	1/2"	0.75"	3/4"	0.81"	1/2" - 13 8.0/100
S0306-0016	5/8"	1.00"	1"	0.98"	5/8" - 11 15.0/100
S0306-0020	3/4"	1.06"	1-1/16"	1.19"	3/4" - 10 35.0/100



ORDERS ONLY: 800-394-2222  
(USA+CANADA)

Key:



Made in USA

Import



Drop Forged

Precision Cast



Precision Machined

Stamped



Wire Formed



Load Rated



Suncor Exclusive

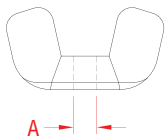


New Product



## WING NUT

**304 STAINLESS STEEL**



ITEM	A	THREAD	WT
	(size)		(lb)
S0301-0005	3/16"	10 - 24	0.01
S0301-0007	1/4"	1/4" - 20	0.02
S0301-0008	5/16"	5/16" - 18	0.04
S0301-0010	3/8"	3/8" - 16	0.08
S0301-0013	1/2"	1/2" - 13	0.13
S0301-0016	5/8"	5/8" - 11	0.20

**NOTE:**  
HEAVY DUTY, PRECISION CAST WING NUT.

ALL THREADS ARE RIGHT HAND - STANDARD "UNC".

## SCREWDRIVER BITS - PHILLIPS



ITEM	SIZE	LENGTH	QTY	WT
				(lb)
<b>410 STAINLESS STEEL</b>				
E0101-PH02-C-2	#2	1" (25mm)	2	0.04
E0101-PHL2-C-2	#2	2" (50mm)	2	0.06
E0101-PH03-C-2	#3	1" (25mm)	2	0.04
E0101-PHL3-C-2	#3	2" (50mm)	2	0.07

**NOTE:**  
USING STAINLESS DRIVER BITS PREVENTS CONTAMINATION OF STAINLESS SCREW HEADS. USING TYPICAL STEEL BITS CAN CAUSE STAINLESS FASTENERS TO STAIN, IF STRIPPING OCCURS DURING INSTALLATION.

PART NUMBERS SHOWN ARE FOR 2 PACKS.  
HOWEVER, BULK ORDERS ARE AVAILABLE UPON REQUEST.

## FASTENER LUBRICANT



ITEM	SIZE	WT
		(lb)
E0102-0000	2.5 oz	0.19

**NOTE:**  
CONTAINS BEESWAX. APPLY THIS SPECIAL FASTENER LUBRICANT TO ANY THREADED SURFACE TO EASE THREADING. VERY EFFECTIVE ON WOOD SCREWS TO ELIMINATE ANY STRIPPING OF SCREW HEADS AND TO SPEED INSTALLATION.

**LIMITED LIFETIME WARRANTY**

 **SUNCOR STAINLESS®**

TEL 508-732-9191 • FAX 508-732-9798 • ORDERS ONLY 800-394-2222

www.suncorstainless.com

SUNCOR STAINLESS, INC.

# WEBBING




 **SUNCOR<sup>®</sup>**  
Stainless



## RATCHET ASSEMBLY W/ CLIPS 304 AND 316 STAINLESS STEEL & WEBBING



## RATCHET ASSEMBLY W/ "J" HOOKS 304 STAINLESS STEEL & WEBBING



### ITEM WEBBING LENGTH LENGTH CLIPS WLL WT

ITEM	WEBBING (width)	LENGTH (overall)	LENGTH (fixed end)	CLIPS (part #)	WLL (lb)	WT (lb)
<b>BLACK</b>						
S0201-0325	1"	3'	12"	S0172-0080	440	0.86
S0201-0425	1"	4'	12"	S0172-0080	440	0.89
S0201-0525	1"	5'	12"	S0172-0080	440	0.92
S0201-0625	1"	6'	12"	S0172-0080	440	0.95
S0201-0825	1"	8'	12"	S0172-0080	440	1.00
S0201-1025	1"	10'	12"	S0172-0080	440	1.05
S0201-1225	1"	12'	12"	S0172-0080	440	1.11
S0201-1625	1"	16'	12"	S0172-0080	440	1.23
S0201-2025	1"	20'	12"	S0172-0080	440	1.35
S0201-2525	1"	25'	12"	S0172-0080	440	1.50
<b>BLUE</b>						
S0201-0325-B	1"	3'	12"	S0172-0080	440	0.86
S0201-0425-B	1"	4'	12"	S0172-0080	440	0.89
S0201-0525-B	1"	5'	12"	S0172-0080	440	0.92
S0201-0625-B	1"	6'	12"	S0172-0080	440	0.95
S0201-0825-B	1"	8'	12"	S0172-0080	440	1.00
S0201-1025-B	1"	10'	12"	S0172-0080	440	1.05
S0201-1225-B	1"	12'	12"	S0172-0080	440	1.11
S0201-1625-B	1"	16'	12"	S0172-0080	440	1.23
S0201-2025-B	1"	20'	12"	S0172-0080	440	1.35
<b>WHITE</b>						
S0201-0525-W	1"	5'	12"	S0172-0080	440	0.92
S0201-1025-W	1"	10'	12"	S0172-0080	440	1.05
S0201-2025-W	1"	20'	12"	S0172-0080	440	1.35
<b>BLACK</b>						
S0203-0338	1-1/2"	3'	14"	S0172-0100	1,100	2.38
S0203-0438	1-1/2"	4'	14"	S0172-0100	1,100	2.42
S0203-0538	1-1/2"	5'	14"	S0172-0100	1,100	2.46
S0203-0638	1-1/2"	6'	14"	S0172-0100	1,100	2.50
S0203-0838	1-1/2"	8'	14"	S0172-0100	1,100	2.58
S0203-1038	1-1/2"	10'	14"	S0172-0100	1,100	2.66
S0203-1238	1-1/2"	12'	14"	S0172-0100	1,100	2.74
S0203-1638	1-1/2"	16'	14"	S0172-0100	1,100	2.90
S0203-2038	1-1/2"	20'	14"	S0172-0100	1,100	3.06
<b>BLUE</b>						
S0203-0338-B	1-1/2"	3'	14"	S0172-0100	1,100	2.38
S0203-0438-B	1-1/2"	4'	14"	S0172-0100	1,100	2.42
S0203-0538-B	1-1/2"	5'	14"	S0172-0100	1,100	2.46
S0203-0638-B	1-1/2"	6'	14"	S0172-0100	1,100	2.50
S0203-0838-B	1-1/2"	8'	14"	S0172-0100	1,100	2.58
S0203-1038-B	1-1/2"	10'	14"	S0172-0100	1,100	2.66
S0203-1238-B	1-1/2"	12'	14"	S0172-0100	1,100	2.74
S0203-1638-B	1-1/2"	16'	14"	S0172-0100	1,100	2.90
S0203-2038-B	1-1/2"	20'	14"	S0172-0100	1,100	3.06
<b>BLACK</b>						
S0204-0350	2"	3'	17"	S0172-0120	1,650	3.72
S0204-0450	2"	4'	17"	S0172-0120	1,650	3.78
S0204-0550	2"	5'	17"	S0172-0120	1,650	3.84
S0204-0650	2"	6'	17"	S0172-0120	1,650	3.90
S0204-0850	2"	8'	17"	S0172-0120	1,650	4.02
S0204-1050	2"	10'	17"	S0172-0120	1,650	4.13
S0204-1250	2"	12'	17"	S0172-0120	1,650	4.25
S0204-1650	2"	16'	17"	S0172-0120	1,650	4.49
S0204-2050	2"	20'	17"	S0172-0120	1,650	4.73
<b>BLUE</b>						
S0204-0350-B	2"	3'	17"	S0172-0120	1,650	3.72
S0204-0450-B	2"	4'	17"	S0172-0120	1,650	3.78
S0204-0550-B	2"	5'	17"	S0172-0120	1,650	3.84
S0204-0650-B	2"	6'	17"	S0172-0120	1,650	3.90
S0204-0850-B	2"	8'	17"	S0172-0120	1,650	4.02
S0204-1050-B	2"	10'	17"	S0172-0120	1,650	4.13
S0204-1250-B	2"	12'	17"	S0172-0120	1,650	4.25
S0204-1650-B	2"	16'	17"	S0172-0120	1,650	4.49
S0204-2050-B	2"	20'	17"	S0172-0120	1,650	4.73

NOTE: INFORMATION ON RATCHET BUCKLES CAN BE FOUND ON PAGE 108. FOR INFORMATION ON HARNESS CLIPS SEE PAGE 61.



### ITEM WEBBING LENGTH LENGTH HOOKS WLL WT

ITEM	WEBBING (width)	LENGTH (overall)	LENGTH (fixed end)	HOOKS (part #)	WLL (lb)	WT (lb)
<b>BLACK</b>						
S0201-JJ03	1"	3'	12"	S0211-0025	400	0.86
S0201-JJ04	1"	4'	12"	S0211-0025	400	0.89
S0201-JJ05	1"	5'	12"	S0211-0025	400	0.92
S0201-JJ06	1"	6'	12"	S0211-0025	400	0.95
S0201-JJ08	1"	8'	12"	S0211-0025	400	1.00
S0201-JJ10	1"	10'	12"	S0211-0025	400	1.05
S0201-JJ12	1"	12'	12"	S0211-0025	400	1.11
S0201-JJ16	1"	16'	12"	S0211-0025	400	1.23
S0201-JJ20	1"	20'	12"	S0211-0025	400	1.35
<b>BLUE</b>						
S0201-JJ03-B	1"	3'	12"	S0211-0025	400	0.86
S0201-JJ04-B	1"	4'	12"	S0211-0025	400	0.89
S0201-JJ05-B	1"	5'	12"	S0211-0025	400	0.92
S0201-JJ06-B	1"	6'	12"	S0211-0025	400	0.95
S0201-JJ08-B	1"	8'	12"	S0211-0025	400	1.00
S0201-JJ10-B	1"	10'	12"	S0211-0025	400	1.05
S0201-JJ12-B	1"	12'	12"	S0211-0025	400	1.11
S0201-JJ16-B	1"	16'	12"	S0211-0025	400	1.23
S0201-JJ20-B	1"	20'	12"	S0211-0025	400	1.35
<b>NOTE: INFORMATION ON S0201-0025 RATCHET BUCKLE CAN BE FOUND ON PAGE 108. FOR INFORMATION ON S0211-0025 "J" HOOKS SEE PAGE 110.</b>						
<b>BLACK</b>						
S0203-JJ03	1-1/2"	3'	14"	S0211-0038	1,000	2.38
S0203-JJ04	1-1/2"	4'	14"	S0211-0038	1,000	2.42
S0203-JJ05	1-1/2"	5'	14"	S0211-0038	1,000	2.46
S0203-JJ06	1-1/2"	6'	14"	S0211-0038	1,000	2.50
S0203-JJ08	1-1/2"	8'	14"	S0211-0038	1,000	2.58
S0203-JJ10	1-1/2"	10'	14"	S0211-0038	1,000	2.66
S0203-JJ12	1-1/2"	12'	14"	S0211-0038	1,000	2.74
S0203-JJ16	1-1/2"	16'	14"	S0211-0038	1,000	2.90
S0203-JJ20	1-1/2"	20'	14"	S0211-0038	1,000	3.06
<b>BLUE</b>						
S0203-JJ03-B	1-1/2"	3'	14"	S0211-0038	1,000	2.38
S0203-JJ04-B	1-1/2"	4'	14"	S0211-0038	1,000	2.42
S0203-JJ05-B	1-1/2"	5'	14"	S0211-0038	1,000	2.46
S0203-JJ06-B	1-1/2"	6'	14"	S0211-0038	1,000	2.50
S0203-JJ08-B	1-1/2"	8'	14"	S0211-0038	1,000	2.58
S0203-JJ10-B	1-1/2"	10'	14"	S0211-0038	1,000	2.66
S0203-JJ12-B	1-1/2"	12'	14"	S0211-0038	1,000	2.74
S0203-JJ16-B	1-1/2"	16'	14"	S0211-0038	1,000	2.90
S0203-JJ20-B	1-1/2"	20'	14"	S0211-0038	1,000	3.06
<b>NOTE: INFORMATION ON S0203-HD38 RATCHET BUCKLE CAN BE FOUND ON PAGE 108. FOR INFORMATION ON S0211-0038 "J" HOOKS SEE PAGE 110.</b>						
<b>BLACK</b>						
S0204-JJ03	2"	3'	17"	S0211-0050	1,500	3.72
S0204-JJ04	2"	4'	17"	S0211-0050	1,500	3.78
S0204-JJ05	2"	5'	17"	S0211-0050	1,500	3.84
S0204-JJ06	2"	6'	17"	S0211-0050	1,500	3.90
S0204-JJ08	2"	8'	17"	S0211-0050	1,500	4.02
S0204-JJ10	2"	10'	17"	S0211-0050	1,500	4.13
S0204-JJ12	2"	12'	17"	S0211-0050	1,500	4.25
S0204-JJ16	2"	16'	17"	S0211-0050	1,500	4.49
S0204-JJ20	2"	20'	17"	S0211-0050	1,500	4.73
<b>BLUE</b>						
S0204-JJ03-B	2"	3'	17"	S0211-0050	1,500	3.72
S0204-JJ04-B	2"	4'	17"	S0211-0050	1,500	3.78
S0204-JJ05-B	2"	5'	17"	S0211-0050	1,500	3.84
S0204-JJ06-B	2"	6'	17"	S0211-0050	1,500	3.90
S0204-JJ08-B	2"	8'	17"	S0211-0050	1,500	4.02
S0204-JJ10-B	2"	10'	17"	S0211-0050	1,500	4.13
S0204-JJ12-B	2"	12'	17"	S0211-0050	1,500	4.25
S0204-JJ16-B	2"	16'	17"	S0211-0050	1,500	4.49
S0204-JJ20-B	2"	20'	17"	S0211-0050	1,500	4.73

NOTE: INFORMATION ON S0204-HD50 RATCHET BUCKLE CAN BE FOUND ON PAGE 108. FOR INFORMATION ON S0211-0050 "J" HOOKS SEE PAGE 110.



LIMITED LIFETIME WARRANTY

# SUNCOR STAINLESS®

TEL 508-732-9191 • FAX 508-732-9798 • ORDERS ONLY 800-394-2222

www.suncorstainless.com



# WEBBING HARDWARE

WEBBING HARDWARE

## RATCHET ASSEMBLY W/ "S" HOOKS 304 AND 316 STAINLESS STEEL & WEBBING



## RATCHET ASSEMBLY W/ FLAT HOOKS 304 STAINLESS STEEL & WEBBING



### ITEM WEBBING LENGTH LENGTH HOOKS WLL WT

	(width)	(overall)	(fixed end)	(part #)	(lb)	(lb)
<b>BLACK</b>						
S0201-SS03	1"	3'	12"	S0212-0025	200	0.80
S0201-SS04	1"	4'	12"	S0212-0025	200	0.83
S0201-SS05	1"	5'	12"	S0212-0025	200	0.85
S0201-SS06	1"	6'	12"	S0212-0025	200	0.87
S0201-SS08	1"	8'	12"	S0212-0025	200	0.93
S0201-SS10	1"	10'	12"	S0212-0025	200	0.99
S0201-SS12	1"	12'	12"	S0212-0025	200	1.05
S0201-SS16	1"	16'	12"	S0212-0025	200	1.17
S0201-SS20	1"	20'	12"	S0212-0025	200	1.29
<b>BLUE</b>						
S0201-SS03-B	1"	3'	12"	S0212-0025	200	0.80
S0201-SS04-B	1"	4'	12"	S0212-0025	200	0.83
S0201-SS05-B	1"	5'	12"	S0212-0025	200	0.85
S0201-SS06-B	1"	6'	12"	S0212-0025	200	0.87
S0201-SS08-B	1"	8'	12"	S0212-0025	200	0.93
S0201-SS10-B	1"	10'	12"	S0212-0025	200	0.99
S0201-SS12-B	1"	12'	12"	S0212-0025	200	1.05
S0201-SS16-B	1"	16'	12"	S0212-0025	200	1.17
S0201-SS20-B	1"	20'	12"	S0212-0025	200	1.29

**NOTE: INFORMATION ON S0201-0025 RATCHET BUCKLE CAN BE FOUND ON PAGE 108. FOR INFORMATION ON S0212-0025 "S" WEB HOOKS SEE PAGE 110.**

<b>BLACK</b>						
S0203-SS03	1-1/2"	3'	14"	S0212-0038	300	2.30
S0203-SS04	1-1/2"	4'	14"	S0212-0038	300	2.34
S0203-SS05	1-1/2"	5'	14"	S0212-0038	300	2.38
S0203-SS06	1-1/2"	6'	14"	S0212-0038	300	2.42
S0203-SS08	1-1/2"	8'	14"	S0212-0038	300	2.50
S0203-SS10	1-1/2"	10'	14"	S0212-0038	300	2.58
S0203-SS12	1-1/2"	12'	14"	S0212-0038	300	2.66
S0203-SS16	1-1/2"	16'	14"	S0212-0038	300	2.82
S0203-SS20	1-1/2"	20'	14"	S0212-0038	300	2.98
<b>BLUE</b>						
S0203-SS03-B	1-1/2"	3'	14"	S0212-0038	300	2.30
S0203-SS04-B	1-1/2"	4'	14"	S0212-0038	300	2.34
S0203-SS05-B	1-1/2"	5'	14"	S0212-0038	300	2.38
S0203-SS06-B	1-1/2"	6'	14"	S0212-0038	300	2.42
S0203-SS08-B	1-1/2"	8'	14"	S0212-0038	300	2.50
S0203-SS10-B	1-1/2"	10'	14"	S0212-0038	300	2.58
S0203-SS12-B	1-1/2"	12'	14"	S0212-0038	300	2.66
S0203-SS16-B	1-1/2"	16'	14"	S0212-0038	300	2.82
S0203-SS20-B	1-1/2"	20'	14"	S0212-0038	300	2.98

**NOTE: INFORMATION ON S0203-HD38 RATCHET BUCKLE CAN BE FOUND ON PAGE 108. FOR INFORMATION ON S0212-0038 "S" WEB HOOKS SEE PAGE 110.**

<b>BLACK</b>						
S0204-SS03	2"	3'	17"	S0212-0050	400	3.60
S0204-SS04	2"	4'	17"	S0212-0050	400	3.66
S0204-SS05	2"	5'	17"	S0212-0050	400	3.72
S0204-SS06	2"	6'	17"	S0212-0050	400	3.78
S0204-SS08	2"	8'	17"	S0212-0050	400	3.90
S0204-SS10	2"	10'	17"	S0212-0050	400	4.01
S0204-SS12	2"	12'	17"	S0212-0050	400	4.13
S0204-SS16	2"	16'	17"	S0212-0050	400	4.37
S0204-SS20	2"	20'	17"	S0212-0050	400	4.61
<b>BLUE</b>						
S0204-SS03-B	2"	3'	17"	S0212-0050	400	3.60
S0204-SS04-B	2"	4'	17"	S0212-0050	400	3.66
S0204-SS05-B	2"	5'	17"	S0212-0050	400	3.72
S0204-SS06-B	2"	6'	17"	S0212-0050	400	3.78
S0204-SS08-B	2"	8'	17"	S0212-0050	400	3.90
S0204-SS10-B	2"	10'	17"	S0212-0050	400	4.01
S0204-SS12-B	2"	12'	17"	S0212-0050	400	4.13
S0204-SS16-B	2"	16'	17"	S0212-0050	400	4.37
S0204-SS20-B	2"	20'	17"	S0212-0050	400	4.61

**NOTE: INFORMATION ON S0204-HD50 RATCHET BUCKLE CAN BE FOUND ON PAGE 108. FOR INFORMATION ON S0212-0050 "S" WEB HOOKS SEE PAGE 110.**

### ITEM WEBBING LENGTH LENGTH HOOKS WLL WT

	(width)	(overall)	(fixed end)	(part #)	(lb)	(lb)
<b>BLACK</b>						
S0201-FH03	1"	3'	12"	S0210-0025	350	0.62
S0201-FH04	1"	4'	12"	S0210-0025	350	0.65
S0201-FH05	1"	5'	12"	S0210-0025	350	0.68
S0201-FH06	1"	6'	12"	S0210-0025	350	0.71
S0201-FH08	1"	8'	12"	S0210-0025	350	0.76
S0201-FH10	1"	10'	12"	S0210-0025	350	0.81
S0201-FH12	1"	12'	12"	S0210-0025	350	0.87
S0201-FH16	1"	16'	12"	S0210-0025	350	0.99
S0201-FH20	1"	20'	12"	S0210-0025	350	1.11
<b>BLUE</b>						
S0201-FH03-B	1"	3'	12"	S0210-0025	350	0.62
S0201-FH04-B	1"	4'	12"	S0210-0025	350	0.65
S0201-FH05-B	1"	5'	12"	S0210-0025	350	0.68
S0201-FH06-B	1"	6'	12"	S0210-0025	350	0.71
S0201-FH08-B	1"	8'	12"	S0210-0025	350	0.76
S0201-FH10-B	1"	10'	12"	S0210-0025	350	0.81
S0201-FH12-B	1"	12'	12"	S0210-0025	350	0.87
S0201-FH16-B	1"	16'	12"	S0210-0025	350	0.99
S0201-FH20-B	1"	20'	12"	S0210-0025	350	1.11

**NOTE: INFORMATION ON S0201-0025 RATCHET BUCKLE CAN BE FOUND ON PAGE 108. FOR INFORMATION ON S0210-0025 FLAT WEB HOOKS SEE PAGE 110.**

<b>BLACK</b>						
S0203-FH03	1-1/2"	3'	14"	S0210-0038	1,000	2.66
S0203-FH04	1-1/2"	4'	14"	S0210-0038	1,000	2.70
S0203-FH05	1-1/2"	5'	14"	S0210-0038	1,000	2.74
S0203-FH06	1-1/2"	6'	14"	S0210-0038	1,000	2.78
S0203-FH08	1-1/2"	8'	14"	S0210-0038	1,000	2.86
S0203-FH10	1-1/2"	10'	14"	S0210-0038	1,000	2.94
S0203-FH12	1-1/2"	12'	14"	S0210-0038	1,000	3.02
S0203-FH16	1-1/2"	16'	14"	S0210-0038	1,000	3.18
S0203-FH20	1-1/2"	20'	14"	S0210-0038	1,000	3.34
<b>BLUE</b>						
S0203-FH03-B	1-1/2"	3'	14"	S0210-0038	1,000	2.66
S0203-FH04-B	1-1/2"	4'	14"	S0210-0038	1,000	2.70
S0203-FH05-B	1-1/2"	5'	14"	S0210-0038	1,000	2.74
S0203-FH06-B	1-1/2"	6'	14"	S0210-0038	1,000	2.78
S0203-FH08-B	1-1/2"	8'	14"	S0210-0038	1,000	2.86
S0203-FH10-B	1-1/2"	10'	14"	S0210-0038	1,000	2.94
S0203-FH12-B	1-1/2"	12'	14"	S0210-0038	1,000	3.02
S0203-FH16-B	1-1/2"	16'	14"	S0210-0038	1,000	3.18
S0203-FH20-B	1-1/2"	20'	14"	S0210-0038	1,000	3.34

**NOTE: INFORMATION ON S0203-HD38 RATCHET BUCKLE CAN BE FOUND ON PAGE 108. FOR INFORMATION ON S0210-0038 FLAT WEB HOOKS SEE PAGE 110.**

<b>BLACK</b>						
S0204-FH03	2"	3'	17"	S0210-0050	1,500	3.54
S0204-FH04	2"	4'	17"	S0210-0050	1,500	3.60
S0204-FH05	2"	5'	17"	S0210-0050	1,500	3.66
S0204-FH06	2"	6'	17"	S0210-0050	1,500	3.72
S0204-FH08	2"	8'	17"	S0210-0050	1,500	4.01
S0204-FH10	2"	10'	17"	S0210-0050	1,500	3.95
S0204-FH12	2"	12'	17"	S0210-0050	1,500	4.07
S0204-FH16	2"	16'	17"	S0210-0050	1,500	4.31
S0204-FH20	2"	20'	17"	S0210-0050	1,500	4.55
<b>BLUE</b>						
S0204-FH03-B	2"	3'	17"	S0210-0050	1,500	3.54
S0204-FH04-B	2"	4'	17"	S0210-0050	1,500	3.60
S0204-FH05-B	2"	5'	17"	S0210-0050	1,500	3.66
S0204-FH06-B	2"	6'	17"	S0210-0050	1,500	3.72
S0204-FH08-B	2"	8'	17"	S0210-0050	1,500	4.01
S0204-FH10-B	2"	10'	17"	S0210-0050	1,500	3.95
S0204-FH12-B	2"	12'	17"	S0210-0050	1,500	4.07
S0204-FH16-B	2"	16'	17"	S0210-0050	1,500	4.31
S0204-FH20-B	2"	20'	17"	S0210-0050	1,500	4.55

**NOTE: INFORMATION ON S0204-HD50 RATCHET BUCKLE CAN BE FOUND ON PAGE 108. FOR INFORMATION ON S0210-0050 FLAT WEB HOOKS SEE PAGE 110.**



**Key:**



Made in USA



Drop Forged



Precision Machined



Wire Formed



Suncor Exclusive



Import



Precision Cast



Stamped



Load Rated



New Product

All logos, icons, images, measurements and descriptions are the sole property of Suncor Stainless, Inc.

© 2020 Suncor Stainless, Inc.

**ORDERS ONLY: 800-394-2222**  
(USA+CANADA)

## RATCHET ASSEMBLY ENDLESS

304 STAINLESS STEEL & WEBBING



ITEM	WEBBING (width)	LENGTH (overall)	RATCHET (part #)	WLL (lb)	WT (lb)
<b>BLACK</b>					
S0201-EN10	1"	10'	S0201-0025	440	0.73
S0201-EN15	1"	15'	S0201-0025	440	0.86
S0201-EN20	1"	20'	S0201-0025	440	1.03
S0201-EN30	1"	30'	S0201-0025	440	1.32
<b>BLUE</b>					
S0201-EN10-B	1"	10'	S0201-0025	440	0.73
S0201-EN15-B	1"	15'	S0201-0025	440	0.86
S0201-EN20-B	1"	20'	S0201-0025	440	1.03
S0201-EN30-B	1"	30'	S0201-0025	440	1.32
<b>WHITE</b>					
S0201-EN10-W	1"	10'	S0201-0025	440	0.73
S0201-EN15-W	1"	15'	S0201-0025	440	0.86
S0201-EN20-W	1"	20'	S0201-0025	440	1.03
S0201-EN30-W	1"	30'	S0201-0025	440	1.32
<b>ORANGE</b>					
S0201-EN10-O	1"	10'	S0201-0025	440	0.73
S0201-EN15-O	1"	15'	S0201-0025	440	0.86
S0201-EN20-O	1"	20'	S0201-0025	440	1.03
S0201-EN30-O	1"	30'	S0201-0025	440	1.32

**NOTE:**  
INFORMATION ON S0201-0025 RATCHET BUCKLE CAN BE FOUND ON PAGE 108.

<b>BLACK</b>					
S0203-EN10	1-1/2"	10'	S0203-HD38	1,100	2.06
S0203-EN20	1-1/2"	20'	S0203-HD38	1,100	2.46
S0203-EN30	1-1/2"	30'	S0203-HD38	1,100	2.89
<b>BLUE</b>					
S0203-EN10-B	1-1/2"	10'	S0203-HD38	1,100	2.06
S0203-EN20-B	1-1/2"	20'	S0203-HD38	1,100	2.46
S0203-EN30-B	1-1/2"	30'	S0203-HD38	1,100	2.89


**NOTE:**  
INFORMATION ON S0203-HD38 RATCHET BUCKLE CAN BE FOUND ON PAGE 108. ADDITIONAL COLORS AVAILABLE UPON REQUEST.

<b>BLACK</b>					
S0204-EN10	2"	10'	S0204-HD50	1,650	3.09
S0204-EN20	2"	20'	S0204-HD50	1,650	3.69
S0204-EN30	2"	30'	S0204-HD50	1,650	4.45
<b>BLUE</b>					
S0204-EN10-B	2"	10'	S0204-HD50	1,650	3.09
S0204-EN20-B	2"	20'	S0204-HD50	1,650	3.69
S0204-EN30-B	2"	30'	S0204-HD50	1,650	4.45

**NOTE:**  
INFORMATION ON S0204-HD50 RATCHET BUCKLE CAN BE FOUND ON PAGE 108. ADDITIONAL COLORS AVAILABLE UPON REQUEST.

## CAM BUCKLE ASSEMBLY W/ "J" HOOKS

304 AND 316 STAINLESS STEEL & WEBBING



fixed end



ITEM	WEBBING (width)	LENGTH (overall)	LENGTH (fixed end)	HOOKS (part #)	WLL (lb)	WT (lb)
<b>BLACK</b>						
S0205-JJ10	1"	10'	12"	S0211-0025	100	0.71
S0205-JJ20	1"	20'	12"	S0211-0025	100	0.98
S0205-JJ30	1"	30'	12"	S0211-0025	100	1.30
<b>BLUE</b>						
S0205-JJ10-B	1"	10'	12"	S0211-0025	100	0.71
S0205-JJ20-B	1"	20'	12"	S0211-0025	100	0.98
S0205-JJ30-B	1"	30'	12"	S0211-0025	100	1.30
<b>WHITE</b>						
S0205-JJ10-W	1"	10'	12"	S0211-0025	100	0.71
S0205-JJ20-W	1"	20'	12"	S0211-0025	100	0.98
S0205-JJ30-W	1"	30'	12"	S0211-0025	100	1.30
<b>ORANGE</b>						
S0205-JJ10-O	1"	10'	12"	S0211-0025	100	0.71
S0205-JJ20-O	1"	20'	12"	S0211-0025	100	0.98
S0205-JJ30-O	1"	30'	12"	S0211-0025	100	1.30

**NOTE:**  
INFORMATION ON S0205-0025 CAM BUCKLE CAN BE FOUND ON PAGE 109. INFORMATION ON S0211-0025 DOUBLE "J" WEB HOOK CAN BE FOUND ON PAGE 110.

LIMITED LIFETIME WARRANTY

SUNCOR STAINLESS®

TEL 508-732-9191 • FAX 508-732-9798 • ORDERS ONLY 800-394-2222

www.suncorstainless.com

## OVER-CENTER ASSEMBLY W/ CLIPS

304 AND 316 STAINLESS STEEL & WEBBING



ITEM	WEBBING LENGTH		LENGTH	CLIPS	WLL	WT
	(width)	(overall)	(fixed end)	(part #)	(lb)	(lb)
<b>BLACK</b>						
S0207-0325	1"	3'	12"	S0172-0080	300	0.55
S0207-0425	1"	4'	12"	S0172-0080	300	0.58
S0207-0525	1"	5'	12"	S0172-0080	300	0.61
S0207-0625	1"	6'	12"	S0172-0080	300	0.64
S0207-1025	1"	10'	12"	S0172-0080	300	0.75
S0207-1225	1"	12'	12"	S0172-0080	300	0.81
S0207-1625	1"	16'	12"	S0172-0080	300	0.93
S0207-2025	1"	20'	12"	S0172-0080	300	1.05
<b>BLUE</b>						
S0207-0325-B	1"	3'	12"	S0172-0080	300	0.55
S0207-0425-B	1"	4'	12"	S0172-0080	300	0.58
S0207-0525-B	1"	5'	12"	S0172-0080	300	0.61
S0207-0625-B	1"	6'	12"	S0172-0080	300	0.64
S0207-1025-B	1"	10'	12"	S0172-0080	300	0.75
S0207-1225-B	1"	12'	12"	S0172-0080	300	0.81
S0207-1625-B	1"	16'	12"	S0172-0080	300	0.93
S0207-2025-B	1"	20'	12"	S0172-0080	300	1.05
<b>BLACK</b>						
S0207-0350	2"	3'	17"	S0172-0120	600	2.24
S0207-0450	2"	4'	17"	S0172-0120	600	2.28
S0207-0550	2"	5'	17"	S0172-0120	600	2.32
S0207-0650	2"	6'	17"	S0172-0120	600	2.36
S0207-1050	2"	10'	17"	S0172-0120	600	2.53
S0207-1250	2"	12'	17"	S0172-0120	600	2.61
S0207-1650	2"	16'	17"	S0172-0120	600	2.77
S0207-2050	2"	20'	17"	S0172-0120	600	2.93
<b>BLUE</b>						
S0207-0350-B	2"	3'	17"	S0172-0120	600	2.24
S0207-0450-B	2"	4'	17"	S0172-0120	600	2.28
S0207-0550-B	2"	5'	17"	S0172-0120	600	2.32
S0207-0650-B	2"	6'	17"	S0172-0120	600	2.36
S0207-1050-B	2"	10'	17"	S0172-0120	600	2.53
S0207-1250-B	2"	12'	17"	S0172-0120	600	2.61
S0207-1650-B	2"	16'	17"	S0172-0120	600	2.77
S0207-2050-B	2"	20'	17"	S0172-0120	600	2.93

**NOTE: INFORMATION ON S0207-0050 OVER-CENTER BUCKLE, PAGE 108 AND S0172-0120 HARNESS CLIPS, PAGE 61.**



## HANGING or STRAP KIT #1

304 and 316 STAINLESS STEEL & WEBBING



ITEM	WEBBING LENGTH	CLIP	WLL	WT
	(width)	(overall)	(part #)	(lb)
S0236-0000	1"	48"	S0220-0025	70

**NOTE: THIS KIT INCLUDES 48" OF 1" WEBBING WITH A BIMINI CLIP, ONE FIXED THREADING PLATE FOR ADJUSTMENT AND A WELDED "D" RING. SEE PAGE 110-111 FOR BIMINI CLIP PART S0220-0025 AND THREADED PLATE S0215-0025.**



## HANGING or STRAP KIT #2

304 and 316 STAINLESS STEEL & WEBBING



ITEM	WEBBING LENGTH	CLIP	WLL	WT
	(width)	(overall)	(part #)	(lb)
S0236-0001	1"	48"	S0221-0025	130

**NOTE: THIS KIT INCLUDES 48" OF 1" WEBBING WITH A SWIVEL CLIP, ONE FIXED THREADING PLATE FOR ADJUSTMENT AND A WELDED "D" RING. SEE PAGE 110-111 FOR SWIVEL CLIP PART S0221-0025 AND THREADED PLATE S0215-0025.**



## HANGING or STRAP KIT #3

304 and 316 STAINLESS STEEL & WEBBING



ITEM	WEBBING LENGTH	CLIP	WLL	WT
	(width)	(overall)	(part #)	(lb)
S0236-0002	1"	48"	S0221-0025	130

**NOTE: THIS KIT INCLUDES 48" OF 1" WEBBING WITH A SWIVEL CLIP AND THE STAR ADJUSTER. SEE PAGE 111 FOR STAR ADJUSTER S0217-0025 AND PAGE 110 FOR SWIVEL CLIP S0221-0025.**



Key:



Made in USA

Import



Drop Forged

Precision Cast



Precision Machined



Stamped



Wire Formed



Load Rated



Suncor Exclusive



New Product

All logos, icons, images, measurements and descriptions are the sole property of Suncor Stainless, Inc.

© 2020 Suncor Stainless, Inc.

ORDERS ONLY: 800-394-2222 (USA+CANADA)



## COVER TIE-DOWN KIT 316 STAINLESS STEEL & WEBBING



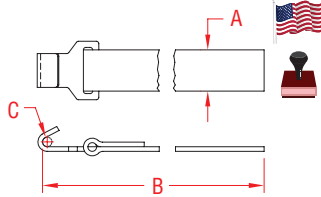
ITEM	WEBBING LENGTH		HOOKS (part #)	WLL (lb)	WT (lb)
	(width)	(overall)			
S0280-0004	1"	4'	S0212-0025	170	0.48
S0280-0008	1"	8'	S0212-0025	170	0.64
S0280-0012	1"	12'	S0212-0025	170	0.80
S0280-0016	1"	16'	S0212-0025	170	0.96

**NOTE:**  
TOTAL STRAP LENGTH IS DIVIDED INTO TWO STRAPS WITH A WELDED "S" HOOK ON THE END OF EACH.

## WEBBING WITH FLAT HOOK



### 304 STAINLESS STEEL & WEBBING



ITEM	A	B	C	WLL (lb)	WT (lb)
	(width)	(length)			
S0233-0002	1"	24"	0.25"	350	0.12
S0233-0005	1"	60"	0.25"	350	0.24

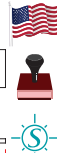
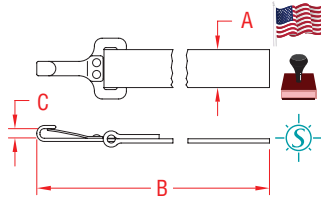
**NOTE:**  
OTHER WEBBING LENGTHS ARE AVAILABLE ON SPECIAL ORDER. WEBBING IS HIGH QUALITY NYLON. FLAT HOOKS ARE ITEM S0210-0025. FOR MORE SPECIFICATIONS, SEE PRODUCT ON PAGE 110.



## WEBBING WITH BIMINI CLIP



### 304 STAINLESS STEEL & WEBBING



ITEM	A	B	C	WLL (lb)	WT (lb)
	(width)	(length)			
S0234-0004	1"	48"	0.20"	70	0.13

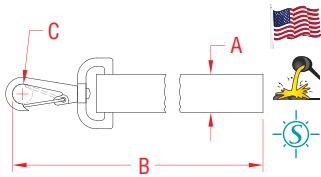
**NOTE:**  
OTHER WEBBING LENGTHS ARE AVAILABLE ON SPECIAL ORDER. WEBBING IS HIGH QUALITY NYLON. BIMINI HOOKS ARE ITEM S0220-0025. FOR MORE SPECIFICATIONS, SEE PRODUCT ON PAGE 110.



## WEBBING WITH SWIVEL CLIP



### 304 STAINLESS STEEL & WEBBING



ITEM	A	B	C	WLL (lb)	WT (lb)
	(width)	(length)			
S0235-0004	1"	48"	0.41"	130	0.18

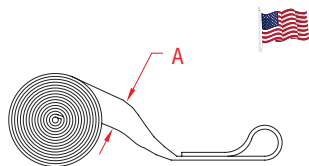
**NOTE:**  
OTHER WEBBING LENGTHS ARE AVAILABLE ON SPECIAL ORDER. WEBBING IS HIGH QUALITY NYLON. SWIVEL HOOKS ARE ITEM S0221-0025. FOR MORE SPECIFICATIONS, SEE PRODUCT ON PAGE 110.



## WEBBING WITH SEWN LOOP



### WEBBING



ITEM	A	LENGTH	WLL	WT
			(lb)	(lb)
S0232-0002	1"	24"	1,000	0.08
S0232-0003	1"	36"	1,000	0.12
S0232-0004	1"	48"	1,000	0.16

**NOTE:**  
OTHER WEBBING LENGTH OR WIDTH COMBINATIONS ARE AVAILABLE ON SPECIAL ORDER. WEBBING IS HIGH QUALITY NYLON.



**LIMITED LIFETIME WARRANTY**

**SUNCOR STAINLESS®**

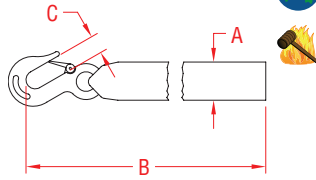
TEL 508-732-9191 • FAX 508-732-9798 • ORDERS ONLY 800-394-2222

www.suncorstainless.com

## WEBBING AND HOOK




**316 STAINLESS STEEL & WEBBING**



ITEM	A	B	C	HOOK	WLL	WT
					(lb)	(lb)
C0270-2050	2"	20 FT.	0.70"	S0454-0008	1,600	1.25


**NOTE:**  
THIS ASSEMBLY IS OFFERED AS A REPLACEMENT OR AN UPGRADE FOR WINCHES USING WEBBING AND HOOK COMBINATIONS. OTHER LENGTHS OF WEBBING ARE AVAILABLE ON SPECIAL ORDER.

**WEBBING IS HIGH QUALITY NYLON.  
HOOK (S0454-0008 ON PAGE 57) IS FORGED STAINLESS STEEL.**



## TRAILER WINCH

**304 / 410 STAINLESS STEEL**



ITEM	LENGTH	WIDTH	HEIGHT	WLL	WT
	(size)			(lb)	(lb)
C0270-0001	7.25"	4.25"	6.00"	1,200	5.60

**NOTE:**  
RATCHET LEVER CAN BE SET TO FORWARD, NEUTRAL OR REVERSE.  
MEASURED WITHOUT HANDLE INSTALLED.

C0270-2001	WINCH WITH STRAP AND HOOK				6.89
------------	---------------------------	--	--	--	------

**NOTE:**  
WINCH AS ABOVE WITH WEBBING AND HOOK INCLUDED. ASSEMBLY IS WINCH, AN INSTALLED 20' WEB STRAP AND A FORGED EYE HOOK.  
REPLACEMENT STRAPS SOLD SEPARATELY: S0270-2050.

## RATCHET BUCKLE

**304 STAINLESS STEEL**



ITEM	WEBBING WIDTH	LENGTH	HEIGHT	WLL	WT
	(width)			(lb)	(lb)
S0201-0025	1"	1.50"	4.53"	1.57"	440 0.45
<b>HEAVY DUTY</b>					
S0203-HD38	1-1/2"	2.48"	5.87"	2.36"	1,100 1.60
S0204-HD50	2"	3.00"	6.54"	2.44"	1,650 2.18

**NOTE:**  
EACH RATCHET BUCKLE CHANGES IN APPEARANCE. THE HANDLE GETS BIGGER AS THE SIZE INCREASES. RATCHET BUCKLES HAVE DUAL LOCKS.

**HD MODELS ALSO FEATURE PATENTED "HANDLE DOWN" LOCK. RATCHET BUCKLES OFFER THE TIGHTEST GRIP AND THE EASIEST ADJUSTMENT.**

## OVER-CENTER BUCKLE

**304 STAINLESS STEEL**

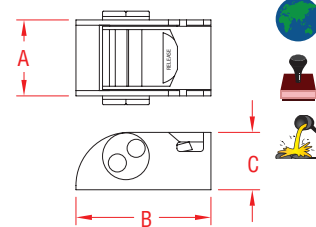


ITEM	WEBBING WIDTH	LENGTH	HEIGHT	WLL	WT
				(lb)	(lb)
S0207-0025	1"	1.39"	3.69"	0.74"	300 0.14
S0207-0050	2"	2.45"	7.16"	1.06"	600 0.57

**NOTE:**  
GOOD GRIP. COMES WITH THREADING DIRECTIONS.  
S0207-0050 OVER-CENTER BUCKLE CAN BE SURFACE MOUNTED.

## MINI OVER-CENTER BUCKLE

**304 STAINLESS STEEL**



ITEM	WEBBING	A	B	C	WLL	WT
		(width)	(length)	(height)	(lb)	(lb)
S0207-0026	1"	1.43"	2.56"	1.06"	400	0.33

**NOTE:**  
MOST COMPACT STAINLESS OVER-CENTER BUCKLE AVAILABLE ON THE MARKET. IDEAL FOR BOAT COVER TIE-DOWNS AND MANY OTHER USES.



**ORDERS ONLY: 800-394-2222 (USA+CANADA)**

**Key:**

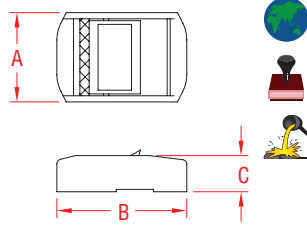
Made in USA	Drop Forged	Precision Machined	Wire Formed	Suncor Exclusive
Import	Precision Cast	Stamped	Load Rated	New Product

All logos, icons, images, measurements and descriptions are the sole property of Suncor Stainless, Inc. © 2020 Suncor Stainless, Inc.

## CAM BUCKLE



**316 STAINLESS STEEL**



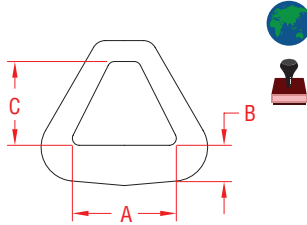
ITEM	WEBBING	A	B	C	WLL	WT
		(width)	(length)	(height)	(lb)	(lb)
S0205-0025	1"	1.19"	1.74"	0.48"	100	0.10

**NOTE:**  
CAM BUCKLE USED FOR LIGHT-DUTY WEBBING APPLICATIONS.

## DELTA OR HARNESS LINK



**304 STAINLESS STEEL**



ITEM	A	B	C	WLL	WT
	(size)			(lb)	(lb)
S0213-0050	2"	0.55"	1.90"	1,200	0.21

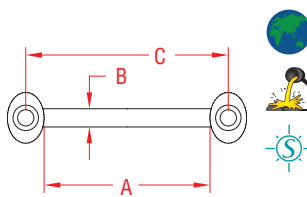
**NOTE:**  
MATERIAL THICKNESS IS 0.20"

**WORKING LOADS ARE BASED ON "A" LENGTH BEING USED IN FULL AND NOT UNDER POINT OR SHOCK LOAD.**

## FOOTMAN'S LOOP



**316 STAINLESS STEEL**



ITEM	A	B	C	FAST.	WLL	WT
	(size)				(lb)	(lb)
S0224-0025	1"	0.24"	1.48"	#8 Screws	400	0.04
S0224-0050	2"	0.24"	2.48"	#8 Screws	400	0.05

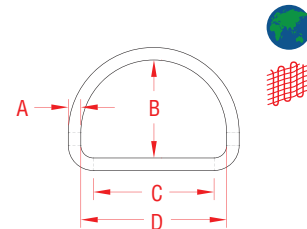
**NOTE:**  
CAN BE USED HORIZONTALLY OR VERTICALLY. PATENTED, "NO SNAG" DESIGN. USE FLAT HOOK S0210-0025 TO ATTACH WEBBING OR SLIP THE WEBBING WITH SEWN LOOP (S0232-SERIES, PAGE 107) OVER THE FITTING BEFORE TIGHTENING ATTACHMENT.

**REFERENCE "FASTENER MATCHING CHART" (PAGE 164) FOR COMPATIBLE FASTENERS.**

## "D" RING



**316 STAINLESS STEEL**



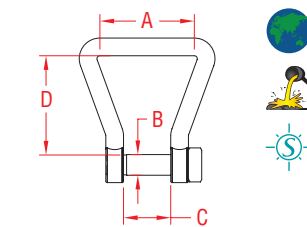
ITEM	A	B	C	D	WLL	WT
	(size)				(lb)	(lb)
S0139-X325	1/8"	0.88"	1.00"	1.25"	100	0.01
S0139-X525	3/16"	1.06"	1.00"	1.38"	300	0.04
S0139-X540	3/16"	1.31"	1.50"	1.88"	300	0.05
S0139-X625	1/4"	1.25"	1.00"	1.50"	500	0.06
S0139-X640	1/4"	1.50"	1.50"	2.00"	500	0.08
S0139-X650	1/4"	1.75"	2.00"	2.50"	500	0.10
S0139-X850	5/16"	1.94"	2.00"	2.62"	800	0.18
S0139-X865	5/16"	2.19"	2.50"	3.12"	800	0.22
S0139-X875	5/16"	2.44"	3.00"	3.62"	800	0.24

**NOTE:**  
WORKING LOADS ARE BASED ON "C" LENGTH BEING USED IN FULL BY WEBBING, AND NOT UNDER POINT OR SHOCK LOAD.

## WEBBING SHACKLE




**316 STAINLESS STEEL**



ITEM	A	B	C	D	WLL	WT
	(size)				(lb)	(lb)
S0231-0025	1"	0.19"	0.33"	1.14"	200	0.03

**NOTE:**  
PATENTED "NO SNAG" DESIGN. CAN BE USED IN COMBINATION WITH WALL CLIP S0230-0000 ON PAGE 111: PIN FITS THROUGH HOLE IN CLIP. USE WITH FLAT WEB HOOK (SHOWN ON PAGE 110) OR WITH WEBBING WITH SEWN LOOP (S0232-SERIES) ON PAGE 107. COMPATIBLE WITH SWIVEL PAD EYE.



**LIMITED LIFETIME WARRANTY**

**SUNCOR STAINLESS®**

TEL 508-732-9191 • FAX 508-732-9798 • ORDERS ONLY 800-394-2222

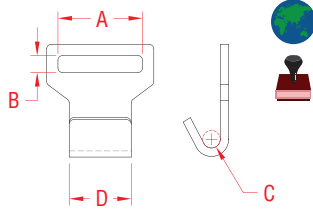
www.suncorstainless.com



## FLAT WEB HOOK



304 STAINLESS STEEL



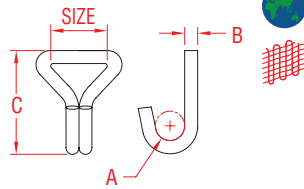
ITEM	SIZE	A	B	C	D	WLL	WT
						(lb)	(lb)
S0210-0025	1"	1.24"	0.13"	0.25"	0.94"	350	0.04
S0210-0038	1-1/2"	1.56"	0.28"	0.63"	1.70"	1,000	0.44
S0210-0050	2"	1.97"	0.30"	0.63"	1.70"	1,500	0.43

**NOTE:**  
USE TO ATTACH TO TRAILER FRAME OR S0210-0025 TO FOOTMAN'S LOOP (S0224-SERIES) ON PAGE 109.

## DOUBLE "J" WEB HOOK



304 STAINLESS STEEL

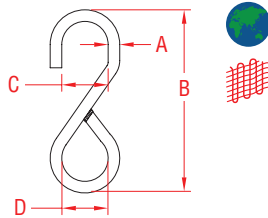


ITEM	SIZE	A	B	C	WLL	WT
					(lb)	(lb)
S0211-0025	1"	0.78"	0.27"	2.35"	400	0.15
S0211-0038	1-1/2"	0.78"	0.38"	3.44"	1,000	0.40
S0211-0050	2"	0.78"	0.38"	3.44"	1,500	0.41

## WELDED "S" WEB HOOK



316 STAINLESS STEEL



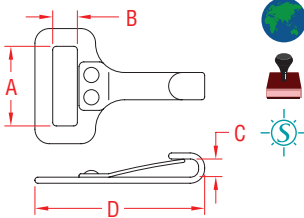
ITEM	SIZE	A	B	C	D	WLL	WT
						(lb)	(lb)
S0212-0025	1"	0.25"	3.50"	1.00"	1.00"	200	0.12
S0212-0038	1-1/2"	0.31"	4.50"	1.50"	1.50"	300	0.22
S0212-0050	2"	0.38"	6.18"	2.00"	2.00"	400	0.46

**NOTE:**  
QUALITY "S" HOOK IS WELDED TO PREVENT WEBBING FROM SLIPPING THROUGH. BULK ORDERS OF OTHER SIZES OR TYPES MAY BE PLACED ON SPECIAL ORDER.

## FIXED BIMINI CLIP



304 STAINLESS STEEL



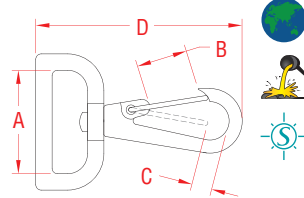
ITEM	A	B	C	D	WLL	WT
	(size)				(lb)	(lb)
S0220-0025	1"	0.23"	0.20"	1.94"	70	0.03

**NOTE:**  
SEE COMBINATIONS ON PAGE 106 AND 107 FOR READY-MADE ASSEMBLIES.

## SWIVEL WEB CLIP



316 STAINLESS STEEL



ITEM	A	B	C	D	WLL	WT
	(size)				(lb)	(lb)
S0221-0025	1"	0.63"	0.32"	2.56"	130	0.07
S0221-0038	1-1/2"	0.63"	0.32"	2.63"	130	0.08
S0221-0050	2"	0.63"	0.32"	2.71"	130	0.10

**NOTE:**  
NEW "SLIMLINE" BAIL FOR WEBBING. SPECIAL TORSION SPRING GATE FOR LONGER LIFE. COMBINATION POSSIBLE WITH STAR ADJUSTER™ (S0217-0025, PAGE 111).

SEE COMBINATIONS ON PAGE 106 AND 107 FOR READY-MADE ASSEMBLIES.



ORDERS ONLY: 800-394-2222 (USA+CANADA)

Key:



Made in USA



Drop Forged



Precision Machined



Wire Formed



Suncor Exclusive



Import



Precision Cast



Stamped



Load Rated



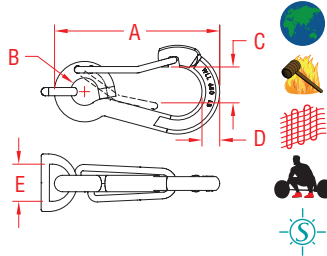
New Product

All logos, icons, images, measurements and descriptions are the sole property of Suncor Stainless, Inc.

© 2020 Suncor Stainless, Inc.


## HARNESS CLIP WITH D RING

316 STAINLESS STEEL



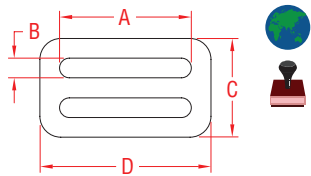

ITEM	A	B	C	D	E	WLL	WT
	(size)					(lb)	(lb)
S0223-8025	3-1/4"	0.52"	0.69"	0.31"	1.00"	650	0.20

**NOTE:**  
"D" RING IS FORGED, AND CLIPS ARE FORMED WITH FORGED END AND STAMPED WITH WLL.



## FIXED THREADING PLATE

304 STAINLESS STEEL

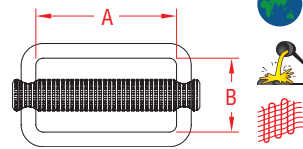


ITEM	A	B	C	D	WLL	WT
	(size)				(lb)	(lb)
S0215-0025	1"	0.15"	0.95"	1.38"	150	0.03
S0215-0038	1-1/2"	0.24"	1.18"	2.04"	200	0.05
S0215-0050	2"	0.25"	1.25"	2.50"	250	0.07
S0215-L050	2"	0.17"	0.87"	2.36"	100	0.04

**NOTE:**  
HIGH QUALITY THREADING PLATE MADE FROM THICK STAINLESS PLATE.  
L050 IS NARROW TYPE PLATE (NOT SHOWN) FOR LIGHTER DUTY.

## ADJUSTABLE SLIDE

304 STAINLESS STEEL

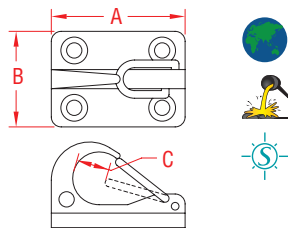


ITEM	A	B	WLL	WT
	(size)		(lb)	(lb)
S0216-0025	1"	0.76"	350	0.05
S0216-0045	1-3/4"	0.97"	400	0.12
S0216-0050	2"	0.90"	500	0.14

**NOTE:**  
FEATURES KNURLED BAR, FREE SLIDING FROM SIDE TO SIDE INSIDE A HIGH QUALITY, WELDED RECTANGLE. SEW WEBBING ON WELDED SIDE AND USE OTHER SIDE FOR ADJUSTMENT.



## WALL OR CEILING CLIP

316 STAINLESS STEEL



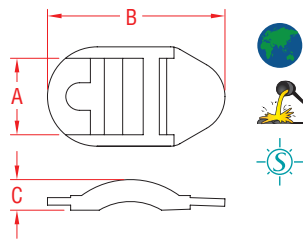
ITEM	A	B	C	FAST.	WLL	WT
	(length)				(lb)	(lb)
S0230-0000	1.77"	1.25"	0.26"	# 10 Screws	350	0.14

**NOTE:**  
HAS SPECIAL HOLE TO ALLOW COMBINATION WITH WEBBING SHACKLE (S0231-0025) ON PAGE 109. CLIP CAN ALSO BE USED WITH OTHER TIE-DOWN COMPONENTS TO SECURE LARGER OBJECTS SUCH AS HOSES, ROPES, CANOES, ETC.  
SEE RATCHET BUCKLES AND OUR LINE OF WEBBING/TIE-DOWN HARDWARE IN THIS SECTION.  
REFERENCE "FASTENER MATCHING CHART" (PAGE 164) FOR COMPATIBLE FASTENERS.



## STAR ADJUSTER™

316 STAINLESS STEEL



ITEM	A	B	C	WLL	WT
	(size)		(height)	(lb)	(lb)
S0217-0025	1"	2.41"	0.42"	500	0.09

**NOTE:**  
HIGHEST QUALITY ADJUSTER FEATURES TEETH ON BACK TO SECURELY HOLD WEBBING. ROUND RECESS WILL ACCEPT SWIVEL WEB CLIP S0221-0025, PAGE 110.  
FOR READY-MADE ASSEMBLY, SEE ITEM S0237-0000-C ON PAGE 113.

LIMITED LIFETIME WARRANTY

 **SUNCOR STAINLESS®**

TEL 508-732-9191 • FAX 508-732-9798 • ORDERS ONLY 800-394-2222

www.suncorstainless.com

## DOUBLE JACKLINE W/ CLIP



### 316 STAINLESS STEEL & WEBBING

**KIT INCLUDES:**

- 1 - Heavy-Duty Harness Clip
- 2 - Lengths of Webbing



ITEM	LENGTH	WEBBING	CLIP	WLL	WT
		(width)	(part #)	(lb)	(lb)
<b>BLUE JACKLINE - NYLON TUBULAR WEBBING</b>					
C0240-0035-B	35'	1"	S0172-0100	1,200	2.65
C0240-0045-B	45'	1"	S0172-0100	1,200	2.86
C0240-0055-B	55'	1"	S0172-0100	1,200	3.07
<b>NOTE:</b> SUNCOR'S NEW JACKLINE KIT COMBINES THE STRENGTH OF OUR HIGH QUALITY TUBULAR WEBBING WITH THE DURABILITY OF OUR 316 STAINLESS STEEL HEAVY DUTY HARNESS CLIPS. FOR MORE INFORMATION ON THE S0172-0100 HARNESS CLIPS, REFER TO PAGE 61.					

## DOUBLE JACKLINE W/ CLIP



### 316 STAINLESS STEEL & WEBBING

**KIT INCLUDES:**

- 1 - Heavy-Duty Harness Clip
- 2 - Lengths of Webbing



ITEM	LENGTH	WEBBING	CLIP	WLL	WT
		(width)	(part #)	(lb)	(lb)
<b>ORANGE JACKLINE - NYLON WEBBING</b>					
C0240-0035-O	35'	1"	S0172-0100	1,200	3.79
C0240-0045-O	45'	1"	S0172-0100	1,200	4.79
C0240-0055-O	55'	1"	S0172-0100	1,200	5.79
<b>NOTE:</b> SUNCOR'S NEW JACKLINE KIT COMBINES THE STRENGTH OF OUR HIGH QUALITY WEBBING WITH THE DURABILITY OF OUR 316 STAINLESS STEEL HEAVY DUTY HARNESS CLIPS. FOR MORE INFORMATION ON THE S0172-0100 HARNESS CLIPS, REFER TO PAGE 61.					

## SINGLE JACKLINE W/ CLIP



### 316 STAINLESS STEEL & WEBBING

**KIT INCLUDES:**

- 1 - Heavy-Duty Harness Clip
- 1 - Length of Webbing



ITEM	LENGTH	WEBBING	CLIP	WLL	WT
		(width)	(part #)	(lb)	(lb)
<b>BLUE JACKLINE - NYLON TUBULAR WEBBING</b>					
C0240-0035-H-B	35'	1"	S0172-0100	1,200	1.48
C0240-0045-H-B	45'	1"	S0172-0100	1,200	1.58
C0240-0055-H-B	55'	1"	S0172-0100	1,200	1.69
<b>NOTE:</b> SUNCOR'S NEW JACKLINE KIT COMBINES THE STRENGTH OF OUR HIGH QUALITY TUBULAR WEBBING WITH THE DURABILITY OF OUR 316 STAINLESS STEEL HEAVY DUTY HARNESS CLIPS. FOR MORE INFORMATION ON THE S0172-0100 HARNESS CLIPS, REFER TO PAGE 61.					

## SINGLE JACKLINE W/ CLIP



### 316 STAINLESS STEEL & WEBBING

**KIT INCLUDES:**

- 1 - Heavy-Duty Harness Clip
- 1 - Length of Webbing



ITEM	LENGTH	WEBBING	CLIP	WLL	WT
		(width)	(part #)	(lb)	(lb)
<b>ORANGE JACKLINE - NYLON WEBBING</b>					
C0240-0035-H-O	35'	1"	S0172-0100	1,200	2.05
C0240-0045-H-O	45'	1"	S0172-0100	1,200	2.55
C0240-0055-H-O	55'	1"	S0172-0100	1,200	3.05
<b>NOTE:</b> SUNCOR'S NEW JACKLINE KIT COMBINES THE STRENGTH OF OUR HIGH QUALITY WEBBING WITH THE DURABILITY OF OUR 316 STAINLESS STEEL HEAVY DUTY HARNESS CLIPS. FOR MORE INFORMATION ON THE S0172-0100 HARNESS CLIPS, REFER TO PAGE 61.					

## SINGLE JACKLINE W/ LOOP WEBBING



**KIT INCLUDES:**

- 1 - Length of Webbing with Sewn Loop



ITEM	LENGTH	WEBBING	WLL	WT
		(width)	(lb)	(lb)
<b>BLUE JACKLINE - NYLON TUBULAR WEBBING</b>				
C0240-0035-L-B	35'	1"	1,200	1.19
C0240-0045-L-B	45'	1"	1,200	1.29
C0240-0055-L-B	55'	1"	1,200	1.40
<b>NOTE:</b> SUNCOR'S NEW JACKLINE KIT FEATURES BLUE NYLON TUBULAR WEBBING WITH A SEWN LOOP IN A VARIETY OF LENGTHS. KITS ARE SUPPLIED IN A DURABLE CARRYING CASE, PERFECT FOR STOWING SUPPLIES AND TOOLS.				



ORDERS ONLY: 800-394-2222 (USA+CANADA)

Key:



Made in USA



Drop Forged



Precision Machined



Wire Formed



Suncor Exclusive



Import



Precision Cast



Stamped



Load Rated



New Product



## SINGLE JACKLINE W/ LOOP



### WEBBING

#### KIT INCLUDES:

1 - Length of Webbing with Sewn Loop



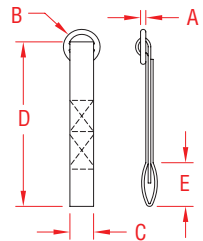
ITEM	LENGTH	WEBBING	WLL	WT
		(width)	(lb)	(lb)
<b>ORANGE JACKLINE - NYLON WEBBING</b>				
C0240-0035-L-O	35'	1"	1,200	1.77
C0240-0045-L-O	45'	1"	1,200	2.27
C0240-0055-L-O	55'	1"	1,200	2.77

**NOTE:**  
SUNCOR'S NEW JACKLINE KIT FEATURES SAFETY ORANGE NYLON WEBBING WITH A SEWN LOOP IN A VARIETY OF LENGTHS. KITS ARE SUPPLIED IN A DURABLE CARRYING CASE, PERFECT FOR STOWING SUPPLIES AND TOOLS.

## SKI TOW TIE-DOWN



### 316 STAINLESS STEEL & WEBBING



ITEM	COLOR	A	B	C	D	E	WT
S0238-BK06	BLACK	0.19"	1.38"	1.00"	7.00"	2.00"	(lb) 0.08
S0238-WH06	WHITE	0.19"	1.38"	1.00"	7.00"	2.00"	0.11
S0238-OR06	ORANGE	0.19"	1.38"	1.00"	7.00"	2.00"	0.11
S0238-BL06	BLUE	0.19"	1.38"	1.00"	7.00"	2.00"	0.08

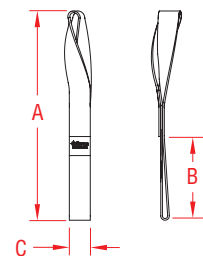
**NOTE:**  
DESIGNED FOR SECURING JET SKIS WITH BOW AND TRANSOM EYES TO TRAILER. INSERT THE WEBBING END THROUGH EYE PROVIDING A LOOP TO CLIP YOUR TIE-DOWNS TO. SEWN-IN STAINLESS RING SITS FLUSH ON TOP OF EYES.



## STRAP-IT




### WEBBING



ITEM	A	B	C	WLL	WT
	(size)				(lb)
S0239-0001-C	10"	4.00"	1.00"	1,000	0.05
S0239-0002-C	13"	5.50"	1.00"	1,000	0.07
S0239-0003-C	16"	7.00"	1.00"	1,000	0.08

**NOTE:**  
ADD A STRAP-IT WHEN A POINT OF ATTACHMENT IS NEEDED. QUICK AND EASY TO INSTALL. A SIMPLE WAY OF PROVIDING A LOOP TO CLIP ONTO, WHILE SECURING YOUR GEAR OR YOUR SAFETY. WEBBING PROTECTS THE OBJECT THAT IT IS WRAPPED AROUND FROM SCRATCHING.



## TIDY STRAP

### 316 STAINLESS STEEL & WEBBING



ITEM	A	B	WLL	WT
	(size)	(length)	(lb)	(lb)
S0237-0000-C	1"	48"	350	0.38


**NOTE:**  
END OF WEBBING IS SECURED TO WALL & CEILING CLIP (S0230-0000, PAGE 111) USING SUNCOR'S WEBBING SHACKLE (S0231-0025, PAGE 109).

ASSEMBLY UTILIZES HIGHEST QUALITY ADJUSTER (PAGE 111), WHICH FEATURES TEETH ON BACK TO SECURELY HOLD WEBBING. ADJUSTER CLIPS INTO THE WALL & CEILING CLIP ABOVE. WLL IS FOR ASSEMBLY ONLY AND EXCLUDES FASTENERS.

REFERENCE "FASTENER MATCHING CHART" (PAGE 164) FOR COMPATIBLE FASTENERS.



### 3 Easy Steps



Loop Around

Clip

Pull

LIMITED LIFETIME WARRANTY

**SUNCOR STAINLESS®**

TEL 508-732-9191 • FAX 508-732-9798 • ORDERS ONLY 800-394-2222

www.suncorstainless.com

SUNCOR STAINLESS, INC.

# PAD EYES



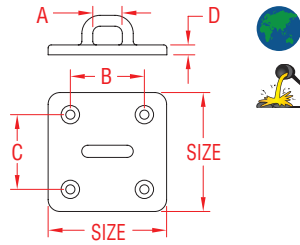
 **SUNCOR<sup>®</sup>**  
Stainless



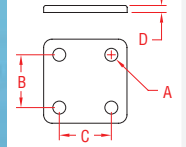
## HEAVY DUTY SQUARE PAD EYE



### 316 STAINLESS STEEL



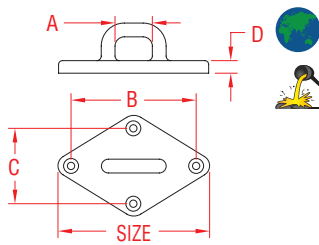
ITEM	SIZE	A	B	C	D	WLL	WT
						(lb)	(lb)
S3704-0000	3"	0.94"	2.00"	2.00"	0.25"	3,000	0.66
<b>HD SQUARE BACKING PLATE (304 STAINLESS STEEL)</b>							
S3704-0001	3"	1/4"	2.00"	2.00"	0.10"	N/A	0.28
<b>NOTE:</b> HEAVY DUTY, ONE PIECE PRECISION CASTING, WITHOUT WELDS. FOR MAXIMUM LOAD DISTRIBUTION USE HD BACKPLATE. USE 1/4" FASTENERS.							
<b>REFERENCE "FASTENER MATCHING CHART" (PAGE 166) FOR COMPATIBLE FASTENERS.</b>							



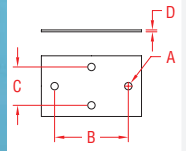
## HEAVY DUTY DIAMOND PAD EYE



### 316 STAINLESS STEEL



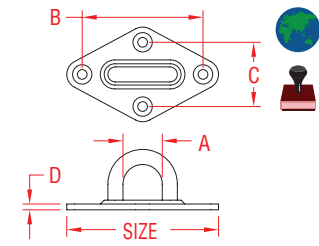
ITEM	SIZE	A	B	C	D	WLL	FAST.	WT
	(length)					(lb)		(lb)
S3702-0000	3-1/4"	0.76"	2.37"	1.23"	0.26"	2,000	1/4"	0.30
S3703-0000	4"	1.00"	3.00"	1.56"	0.28"	3,000	5/16"	0.49
<b>HD DIAMOND BACKING PLATE (STAINLESS STEEL)</b>								
S3702-BP00	3-1/4"	1/4"	2.37"	1.23"	0.08"			0.11
S3703-0001	4"	5/16"	3.00"	1.56"	0.06"			0.17
<b>NOTE:</b> HEAVY DUTY, ONE PIECE PRECISION CASTING, WITHOUT WELDS. FOR MAXIMUM LOAD DISTRIBUTION USE HD BACKPLATE.								
<b>REFERENCE "FASTENER MATCHING CHART" (PAGE 166) FOR COMPATIBLE FASTENERS.</b>								



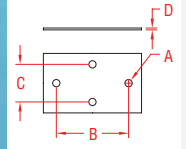
## STAMPED DIAMOND PAD EYE



### 304 STAINLESS STEEL



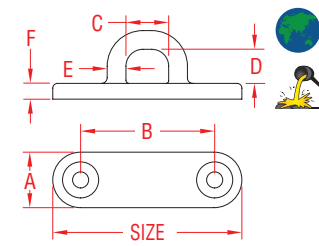
ITEM	SIZE	A	B	C	D	FAST.	WT
	(length)						(lb)
S3703-1002	3-1/4"	0.97"	2.57"	1.34"	0.12"	7/32"	0.18
<b>BACKING PLATE FOR S3703-1002 (316 STAINLESS STEEL)</b>							
S3703-BP12	3-1/4"	1/4"	2.57"	1.34"	0.08"		0.14
<b>NOTE:</b> STAMPED AND WELDED CONSTRUCTION.							
<b>REFERENCE "FASTENER MATCHING CHART" (PAGE 166) FOR COMPATIBLE FASTENERS.</b>							



## HEAVY DUTY OBLONG PAD EYE



### 316 STAINLESS STEEL



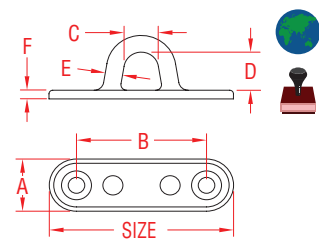
ITEM	SIZE	A	B	C	D	E	F	WLL	WT
	(length)							(lb)	(lb)
S3705-X001	3"	0.85"	2.12"	0.63"	0.53"	0.31"	0.24"	1,000	0.15
S3705-X002	3-1/2"	1.24"	2.65"	0.76"	0.60"	0.37"	0.26"	1,500	0.29
S3705-X003	4"	1.42"	3.04"	0.88"	0.68"	0.37"	0.28"	2,000	0.44
<b>BACKING PLATE FOR S3705-X SERIES PAD EYES (316 STAINLESS STEEL)</b>									
S3705-BPX1	3"								
S3705-BPX2	3-1/2"								
S3705-BPX3	4"								
<b>NOTE:</b> HEAVY DUTY ONE PIECE PRECISION CASTING WITHOUT WELDS.									
<b>REFERENCE "FASTENER MATCHING CHART" (PAGE 166) FOR COMPATIBLE FASTENERS.</b>									



## OBLONG PAD EYE



### 304 STAINLESS STEEL



ITEM	SIZE	A	B	C	D	E	F	WLL	WT
	(length)							(lb)	(lb)
S3705-0005	2-1/8"	0.63"	1.50"	0.51"	0.55"	0.19"	0.14"	450	0.04
S3705-0006	2-1/2"	0.75"	1.80"	0.63"	0.73"	0.23"	0.14"	500	0.06
S3705-0008	3-1/4"	1.01"	2.20"	0.90"	0.84"	0.31"	0.19"	600	0.14
S3705-0010	4"	1.28"	2.50"	1.11"	0.91"	0.35"	0.20"	800	0.23
<b>STAMPED BACKING PLATE FOR S3705-SERIES PAD EYES</b>									
S3706-0005	2-1/8"								
S3706-0006	2-1/2"								
S3706-0008	3-1/4"								
S3706-0010	4"								
<b>NOTE:</b> REFERENCE "FASTENER MATCHING CHART" (PAGE 166) FOR COMPATIBLE FASTENERS.									



**LIMITED LIFETIME WARRANTY**

**SUNCOR STAINLESS®**

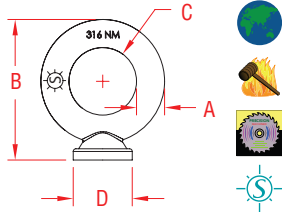
TEL 508-732-9191 • FAX 508-732-9798 • ORDERS ONLY 800-394-2222

www.suncorstainless.com



## PAD EYE

316-NM STAINLESS STEEL

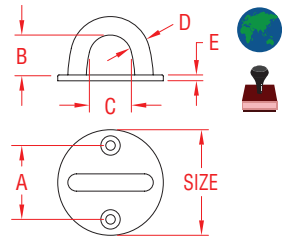


ITEM	A	B	C	D	WT
	(size)				(lb)
S0324-0005	3/16"	1.06"	0.50"	0.38"	0.04
S0324-0007	1/4"	1.31"	0.63"	0.56"	0.06
S0324-0008	5/16"	1.56"	0.75"	0.63"	0.10
S0324-0010	3/8"	2.00"	1.00"	0.86"	0.19
S0324-0013	1/2"	2.50"	1.25"	1.00"	0.38
S0324-0016	5/8"	3.25"	1.50"	1.38"	0.87
S0324-0020	3/4"	3.78"	1.75"	1.80"	1.52

**NOTE:**  
WLL IS DEPENDENT ON QUALITY OF THE WELDING AND ATTACHED STRUCTURE. PAD EYES HAVE FORGED MARKINGS OF 316-NM AND SIZE. UNDERSIDE IS MACHINED FOR PERFECT SEATING.

## ROUND PAD EYE

304 STAINLESS STEEL

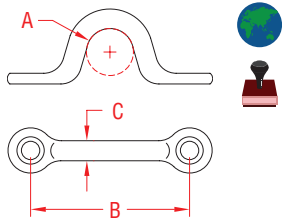


ITEM	SIZE	A	B	C	D	E	WLL	WT
	(diameter)						(lb)	(lb)
S3707-0005	1-5/16"	0.75"	0.50"	0.65"	0.19"	0.09"	480	0.05
S3707-0006	1-5/8"	0.91"	0.67"	0.78"	0.23"	0.12"	500	0.08
S3707-0008	2"	1.17"	0.86"	0.97"	0.30"	0.12"	600	0.15

**NOTE:**  
STAMPED AND WELDED CONSTRUCTION.  
REFERENCE "FASTENER MATCHING CHART" (PAGE 166) FOR COMPATIBLE FASTENERS.

## PAD EYE

304 STAINLESS STEEL

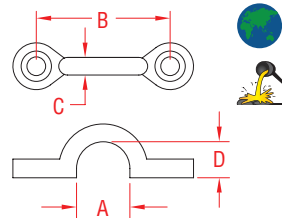


ITEM	SIZE	A	B	C	WLL	WT
		(max. diameter)			(lb)	(lb)
S3719-0004	5/32"	0.46"	1.25"	0.15"	300	0.01
S3719-0005	3/16"	0.56"	1.57"	0.19"	400	0.02
S3719-0006	1/4"	0.63"	1.75"	0.23"	500	0.03
S3719-0008	5/16"	0.63"	1.95"	0.31"	600	0.06

**NOTE:**  
ROUND CROSS-SECTION PREVENTS CHAFE OF ROPE.  
REFERENCE "FASTENER MATCHING CHART" (PAGE 166-167) FOR COMPATIBLE FASTENERS.

## HEAVY DUTY PAD EYE

316 STAINLESS STEEL

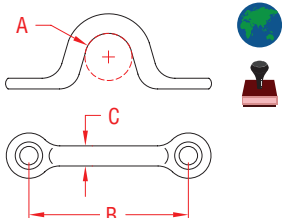


ITEM	SIZE	A	B	C	D	WLL	WT
				(max. diameter)		(lb)	(lb)
S3719-1005	5/8"	0.63"	1.40"	0.19"	0.39"	350	0.03

**NOTE:**  
ITEM IS CAST. ROUND BAR PREVENTS CHAFE OF ROPE.  
REFERENCE "FASTENER MATCHING CHART" (PAGE 167) FOR COMPATIBLE FASTENERS.

## PAD EYE

304 STAINLESS STEEL



ITEM	SIZE	A	B	C	WLL	WT
		(max. diameter)			(lb)	(lb)
S3710-0010	3/8"	0.42"	1.25"	0.18"	220	0.01
S3710-0015	1/2"	0.52"	1.40"	0.25"	230	0.02
S3710-0020	3/4"	0.78"	1.70"	0.29"	350	0.03
S3710-0028	15/16"	0.93"	2.50"	0.25"	250	0.03
S3710-0032	1-1/8"	1.12"	2.62"	0.29"	400	0.05

**NOTE:**  
SIZE IS THE MAXIMUM INSIDE DIAMETER.  
REFERENCE "FASTENER MATCHING CHART" (PAGE 166) FOR COMPATIBLE FASTENERS.



Key:

Made in USA	Drop Forged	Precision Machined	Wire Formed	Suncor Exclusive
Import	Precision Cast	Stamped	Load Rated	New Product

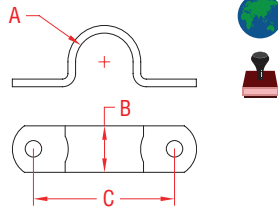
ORDERS ONLY: 800-394-2222 (USA+CANADA)

All logos, icons, images, measurements and descriptions are the sole property of Suncor Stainless, Inc. © 2020 Suncor Stainless, Inc.

## 2 HOLE EYE STRAP




**304 STAINLESS STEEL**



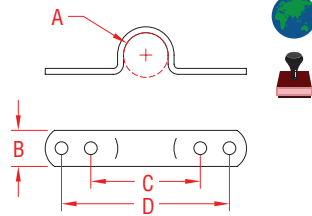
ITEM	SIZE	A	B	C	WLL	WT
					(lb)	(lb)
S3708-0010	3/8"	0.32"	0.43"	1.15"	50	0.01
S3708-0013	1/2"	0.50"	0.28"	1.27"	75	0.01
S3708-0016	5/8"	0.65"	0.46"	1.55"	100	0.02

**NOTE:**  
SIZE IS THE MAXIMUM INSIDE DIAMETER.

## 4 HOLE EYE STRAP



**304 STAINLESS STEEL**



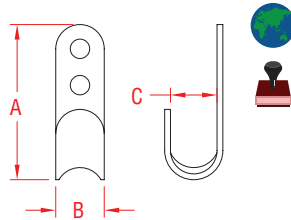
ITEM	SIZE	A	B	C	D	WLL	WT
						(lb)	(lb)
S3709-0010	3/8"	0.33"	0.43"	1.15"	2.10"	75	0.02
S3709-0013	1/2"	0.44"	0.43"	1.30"	2.24"	75	0.02
S3709-0016	5/8"	0.55"	0.43"	1.40"	2.35"	75	0.02

**NOTE:**  
ROUNDED SADDLE PREVENTS CHAFE OF ROPE ON EDGES.  
SIZE IS THE MAXIMUM INSIDE DIAMETER.

## FLAT HOOK



**316 STAINLESS STEEL**



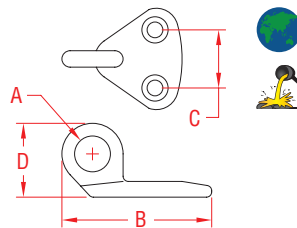
ITEM	SIZE	A	B	C	WT
					(lb)
S3715-0000	5/16"	1.62"	0.50"	0.45"	0.02

**NOTE:**  
USE 2 #10 FASTENERS. ROUNDED SADDLE PREVENTS  
CHAFE OF ROPE ON EDGES.

## ANCHOR EYE



**316 STAINLESS STEEL**



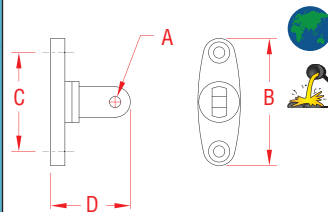
ITEM	SIZE	A	B	C	D	WT
						(lb)
S3701-0001	#1	0.40"	1.34"	0.70"	0.85"	0.05

**NOTE:**  
USE 2 #8 FASTENERS. WORKS WITH MOST WEBBING CLIPS,  
SUCH AS S0221-SERIES, S0220-0025, S0211-0025 AND "S" HOOKS.  
REFERENCE "FASTENER MATCHING CHART" (PAGE 166)  
FOR COMPATIBLE FASTENERS.

## ANCHOR SWIVEL EYE



**316 STAINLESS STEEL**



ITEM	A	B	C	D	WT
					(lb)
S3701-0002	0.26"	2.52"	1.82"	1.28"	0.16

**BACKING PLATE FOR S3701-0002 (316 STAINLESS STEEL)**  
S3701-BP02

**NOTE:**  
THIS PART IS DESIGNED TO SWIVEL 360 DEGREES  
AND ALLOW 180 DEGREE ALIGNMENT OF ATTACHMENT.  
USE 2 #8 FASTENERS. WORKS WITH MOST WEBBING  
CLIPS SUCH AS S0221-SERIES, S0220-0025, S0211-0025  
AND "S" HOOKS.

REFERENCE "FASTENER MATCHING CHART" (PAGE 166)  
FOR COMPATIBLE FASTENERS.



**LIMITED LIFETIME  
WARRANTY**

**SUNCOR STAINLESS®**

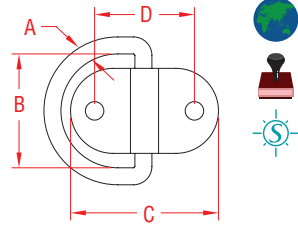
TEL 508-732-9191 • FAX 508-732-9798 • ORDERS ONLY 800-394-2222

www.suncorstainless.com

## FOLDING PAD EYE



**316 STAINLESS STEEL**



ITEM	SIZE	A	B	C	D	WLL	WT
S3711-0003	1/8"	0.13"	0.86"	0.83"	N/A	50	0.02
S3711-0007	1/4"	0.23"	1.52"	2.00"	1.35"	210	0.13
S3711-0008	5/16"	0.31"	1.72"	2.50"	1.48"	400	0.24

**NOTE:**  
PART # S3711-0003 (SHOWN AT RIGHT) HAS A ONE PIECE HOLDING BODY. HOWEVER, THE LARGER SIZES HAVE A "D" RING WHICH IS SET BETWEEN A TWO PIECE HOLDING BODY, ENSURING PERFECT MOVEMENT "D" RING ON ANY SURFACE.

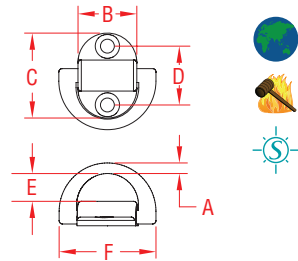
REFERENCE "FASTENER MATCHING CHART" (PAGE 166) FOR COMPATIBLE FASTENERS.



## HEAVY DUTY FOLDING PAD EYE



**316 STAINLESS STEEL**



ITEM	A	B	C	D	E	F	WLL	WT
	(size)						(lb)	(lb)
S3712-0001	1/4"	1.06"	1.53"	0.94"	0.50"	1.75"	1,200	0.13
S3712-0002	5/16"	1.38"	1.94"	1.25"	0.69"	2.27"	2,000	0.25
S3712-0003	3/8"	1.75"	2.53"	1.63"	0.84"	3.00"	4,000	0.60

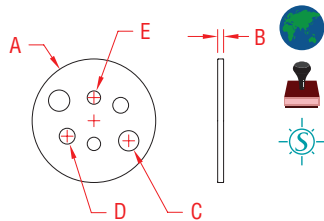
**NOTE:**  
"D" RING IS FORGED 316 STAINLESS AND HOLDING PAD BODY IS PRECISION CAST 316.

REFERENCE "FASTENER MATCHING CHART" (PAGE 166) FOR COMPATIBLE FASTENERS.

## UNIVERSAL BACKING PLATE



**316 STAINLESS STEEL**



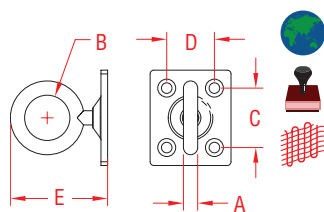
ITEM	A	B	C	D	E	WLL	WT
S3712-0005	2.50"	0.12"	3/8"	5/16"	1/4"		0.14

**NOTE:**  
HD UNIVERSAL BACKING PLATE IS DESIGNED FOR USE WITH ANY OF THE THREE FOLDING PAD EYES LISTED ABOVE.

## SWIVEL PAD EYE



**304 STAINLESS STEEL**



ITEM	A	B	C	D	E	WLL	WT
S3714-0005	3/16"	0.61"	0.89"	0.72"	1.29"	200	0.08
S3714-0006	1/4"	0.75"	1.02"	0.78"	1.57"	300	0.12
S3714-0008	5/16"	0.76"	1.38"	0.99"	1.85"	480	0.20

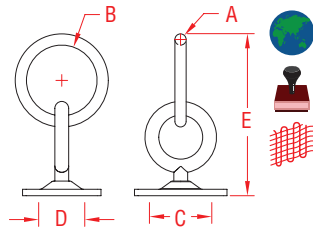
**NOTE:**  
RING ROTATES 360 DEGREES. MOUNTING HOLES ARE 5/32" EXCEPT FOR S3714-0008, WHICH HAS 3/16" MOUNTING HOLES. SCREWS NOT INCLUDED.

REFERENCE "FASTENER MATCHING CHART" (PAGE 166) FOR COMPATIBLE FASTENERS.

## SWIVEL PAD EYE w/ RING



**304 STAINLESS STEEL**



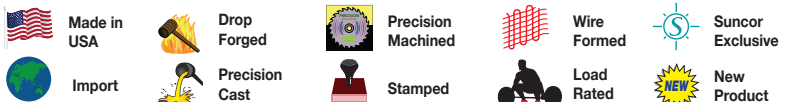
ITEM	A	B	C	D	E	WLL	WT
S3714-R005	3/16"	1.21"	0.89"	0.72"	2.50"	200	0.10
S3714-R006	1/4"	1.61"	1.02"	0.78"	3.16"	300	0.18
S3714-R008	5/16"	1.98"	1.38"	0.99"	3.75"	480	0.32

**NOTE:**  
RING WITH LARGER RING ROTATES 360 DEGREES. MOUNTING HOLES ARE 5/32" EXCEPT FOR S3714-R008, WHICH HAS 3/16" MOUNTING HOLES. SCREWS NOT INCLUDED.

REFERENCE "FASTENER MATCHING CHART" (PAGE 166) FOR COMPATIBLE FASTENERS.



**Key:**



ORDERS ONLY: 800-394-2222 (USA+CANADA)

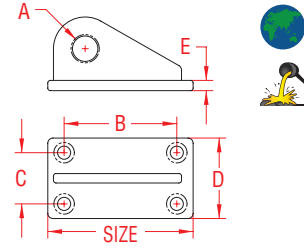
All logos, icons, images, measurements and descriptions are the sole property of Suncor Stainless, Inc. © 2020 Suncor Stainless, Inc.



## TOW PAD EYE



**316 STAINLESS STEEL**




ITEM	SIZE	A	B	C	D	E	WT
	(length)						(lb)
S3718-0000	3-1/2"	0.62"	2.80"	1.25"	2.00"	0.26"	0.80

**NOTE:**  
HEAVY DUTY PAD EYE PROVIDES A THRU-HULL BOW ATTACHMENT FOR SMALL CRAFT TOWING. BACKING PLATE SOLD WITH TOW PAD EYE FOR MAXIMUM LOAD DISTRIBUTION.

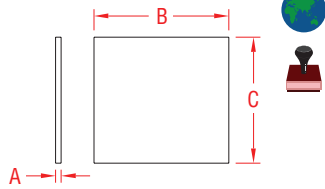
REFERENCE "FASTENER MATCHING CHART" (PAGE 166) FOR COMPATIBLE FASTENERS.



## BACKING PLATE



**304 STAINLESS STEEL**



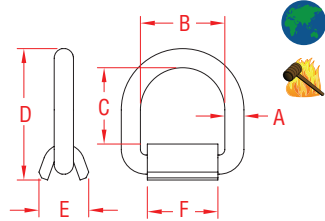
ITEM	A	B	C
S3716-1015	3/32"	4.00"	6.00"
S3716-1520	3/32"	6.00"	8.00"
S3716-2030	3/32"	8.00"	12.00"

**NOTE:**  
USED FOR BACKING OF CLEATS, CHOCKS, ETC. UNDRILLED, CAN BE CUSTOMIZED AT ADDITIONAL CHARGE.

## LASHING RING - "WELD-ON"



**316 STAINLESS STEEL**



ITEM	A	B	C	D	E	F	WLL	WT
	(size)						(lb)	(lb)
S3722-0013	1/2"	2.35"	2.12"	3.65"	1.38"	1.96"	*3,000	1.00
S3722-0016	5/8"	2.94"	2.55"	4.48"	1.75"	2.56"	*4,500	2.18
S3722-0020	3/4"	2.98"	2.58"	4.63"	1.89"	2.56"	*6,500	2.53
S3722-0025	1"	3.00"	2.52"	5.14"	2.14"	2.56"	*8,500	4.47

**NOTE:**  
HEAVY DUTY LASHING RING IS DESIGNED FOR DEMANDING TIE-DOWN APPLICATIONS. "D" RING IS FORGED 316 STAINLESS STEEL AND FOLDS FLUSH WHEN NOT IN USE. FEATURES WELD-ON MOUNTING PLATE. IDEAL FOR CARGO APPLICATIONS SUCH AS OVERSEAS CONTAINER SHIPMENTS OR LONG DISTANCE HAULING IN EXPOSED ELEMENTS.

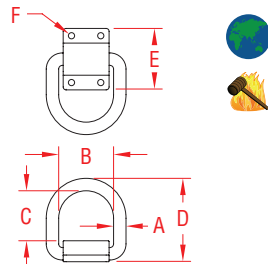
\*WORKING LOAD LIMIT DEPENDS ON THE QUALITY OF THE WELD ATTACHING THE BASE.

**FORGED**

## LASHING RING - "BOLT-ON"



**316 STAINLESS STEEL**



ITEM	A	B	C	D	E	F	BOLT	WLL	WT
	(size)						(diameter)	(lb)	(lb)
S3723-0013	1/2"	2.35"	2.14"	3.56"	2.63"	0.34"	5/16"	3,000	1.18
S3723-0016	5/8"	2.94"	2.61"	4.42"	2.75"	0.41"	3/8"	4,500	2.25
S3723-0020	3/4"	2.98"	2.58"	4.56"	3.19"	0.41"	3/8"	6,500	3.00
S3723-0025	1"	3.00"	2.52"	5.17"	4.25"	0.53"	1/2"	8,500	5.18

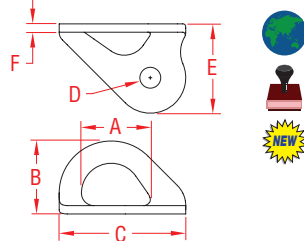
**NOTE:**  
HEAVY DUTY LASHING RING IS DESIGNED FOR DEMANDING TIE-DOWN APPLICATIONS. "D" RING IS FORGED 316 STAINLESS STEEL AND FOLDS FLUSH WHEN NOT IN USE. FEATURES BOLT-ON MOUNTING PLATE. IDEAL FOR CARGO APPLICATIONS SUCH AS OVERSEAS CONTAINER SHIPMENTS OR LONG DISTANCE HAULING IN EXPOSED ELEMENTS.

**FORGED**

## TIE DOWN TAB



**304 STAINLESS STEEL**



ITEM	A	B	C	D	E	F	WLL	WT
	(size)						(lb)	(lb)
S3725-0060	1-5/16"	1.38"	2.39"	0.39"	1.69"	0.16"	1,120	0.15

**NOTE:**  
TIE DOWN TAB HAS A SINGLE MOUNTING HOLE AND ROTATES 360°. MOUNTING FASTENER IS NOT INCLUDED. NEVER USE FOR LIFTING APPLICATIONS.

**LIMITED LIFETIME WARRANTY**

**SUNCOR STAINLESS®**

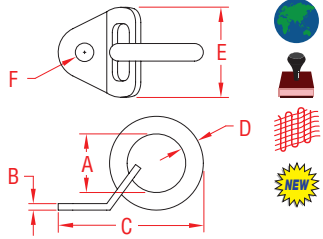
TEL 508-732-9191 • FAX 508-732-9798 • ORDERS ONLY 800-394-2222

www.suncorstainless.com

## TIE DOWN TAB WITH RING



**304 STAINLESS STEEL**



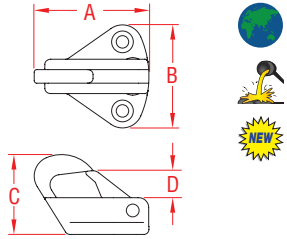
ITEM	A	B	C	D	E	F	WLL	WT
	(size)						(lb)	(lb)
S3725-R050	1-5/16"	0.15"	3.25"	0.39"	2.02"	0.41"	1,200	0.30

**NOTE:**  
TIE DOWN TAB HAS A SINGLE MOUNTING HOLE AND ROTATES 360°. MOUNTING FASTENER IS NOT INCLUDED. NEVER USE FOR LIFTING APPLICATIONS.

## SNAP COAT HOOK



**316 STAINLESS STEEL**



ITEM	A	B	C	D	FAST.	WT
	(length)					(lb)
S3840-0003	1.44"	1.30"	1.00"	0.31"	#6 Screws	0.08

**NOTE:**  
USE 2 #6 FASTENERS. FEATURES RECESSED CHANNEL FOR A COMPLETE OPENING OF LATCH. CLIP CAN ALSO BE USED WITH OTHER TIE-DOWN COMPONENTS.



**ORDERS ONLY: 800-394-2222**  
(USA+CANADA)

**Key:**

Made in USA	Drop Forged	Precision Machined	Wire Formed	Suncor Exclusive
Import	Precision Cast	Stamped	Load Rated	New Product

All logos, icons, images, measurements and descriptions are the sole property of Suncor Stainless, Inc. © 2020 Suncor Stainless, Inc.

SUNCOR STAINLESS, INC.

# HINGES & HASPS



[www.suncorstainless.com](http://www.suncorstainless.com)

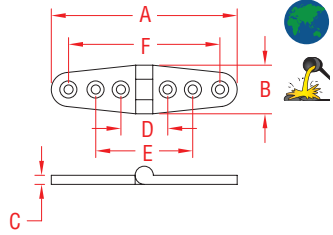


# HINGES & HASPS

## HEAVY DUTY STRAP HINGE



**316 STAINLESS STEEL**



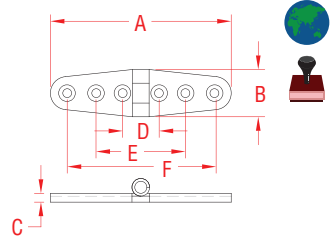
ITEM	A	B	C	D	E	F	WT
	(length)						(lb)
S3820-0100	4"	1.07"	0.20"	1.32"	3.28"	N/A	0.19
S3820-0150	6-3/8"	1.07"	0.18"	1.56"	3.56"	5.52"	0.28

**NOTE:**  
**USE 4 OR 6 #10 FASTENERS.**  
**HEAVY DUTY HINGE WITH PRECISION CAST COMPONENTS. PIN IS STAINLESS AND WELDED ON ONE SIDE TO PREVENT IT FROM WORKING LOOSE.**  
**REFERENCE "FASTENER MATCHING CHART" (PAGE 167) FOR COMPATIBLE FASTENERS.**

## STRAP HINGE



**304 STAINLESS STEEL**



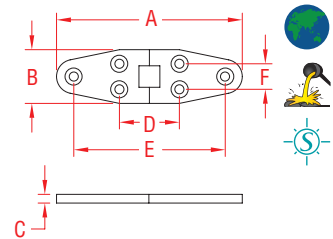
ITEM	A	B	C	D	E	F	WT
	(length)						(lb)
S3825-0002	6"	1.12"	0.14"	1.25"	3.25"	5.25"	0.10

**NOTE:**  
**STAMPED HINGE WITH WELL ROUNDED EDGES AND RECESSED FASTENER HOLES FOR BETTER APPEARANCE.**  
**REFERENCE "FASTENER MATCHING CHART" (PAGE 167) FOR COMPATIBLE FASTENERS.**

## HEAVY DUTY WIDE STRAP HINGE



**316 STAINLESS STEEL**



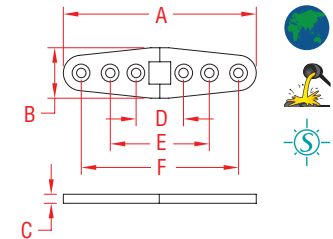
ITEM	A	B	C	D	E	F	WT
	(length)						(lb)
<b>HEAVY DUTY</b>							
S3832-0001	4"	1.11"	0.19"	1.40"	3.40"	N/A	0.18
S3832-0002	6"	1.63"	0.23"	2.07"	4.85"	0.83"	0.46

**NOTE:**  
**USE 4 OR 6 #10 FASTENERS.**  
**EXCLUSIVE FLUSH DESIGN CAN MOVE 360 DEGREES. ONE HALF FOLDS FLAT ON TOP OF OTHER HALF. IDEAL FOR TABLES, DOORS AND OTHER APPLICATIONS WHERE RECESSED HINGES ALLOW A TOTALLY FLAT SURFACE.**  
**REFERENCE "FASTENER MATCHING CHART" (PAGE 167) FOR COMPATIBLE FASTENERS.**

## FLUSH STRAP HINGE



**316 STAINLESS STEEL**



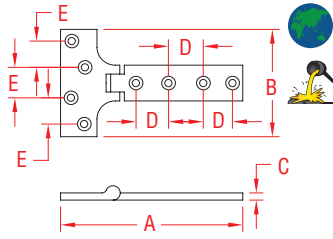
ITEM	A	B	C	D	E	F	WT
	(length)						(lb)
<b>HEAVY DUTY</b>							
S3831-0001	4"	0.97"	0.19"	1.40"	3.40"	N/A	0.16
S3831-0002	6"	1.00"	0.19"	1.20"	3.18"	5.15"	0.24

**NOTE:**  
**USE 4 #10 FASTENERS.**  
**EXCLUSIVE FLUSH DESIGN CAN MOVE 360 DEGREES. ONE HALF FOLDS FLAT ON TOP OF OTHER HALF. IDEAL FOR TABLES, DOORS AND OTHER APPLICATIONS WHERE RECESSED HINGES ALLOW A TOTALLY FLAT SURFACE.**  
**REFERENCE "FASTENER MATCHING CHART" (PAGE 167) FOR COMPATIBLE FASTENERS.**

## HEAVY DUTY STRAP T-HINGE



**316 STAINLESS STEEL**



ITEM	A	B	C	D	E	WT
	(length)					(lb)
<b>HEAVY DUTY</b>						
S3834-0007	7"	3.83"	0.23"	1.50"	1.10"	1.34

**NOTE:**  
**USE 8 #10 FASTENERS.**  
**HEAVY DUTY HINGE WITH PRECISION CAST COMPONENTS. PIN IS STAINLESS AND WELDED ON ONE SIDE TO PREVENT IT FROM WORKING LOOSE.**  
**REFERENCE "FASTENER MATCHING CHART" (PAGE 167) FOR COMPATIBLE FASTENERS.**



**Key:**



Made in USA



Drop Forged



Precision Machined



Wire Formed



Suncor Exclusive



Import



Precision Cast



Stamped



Load Rated

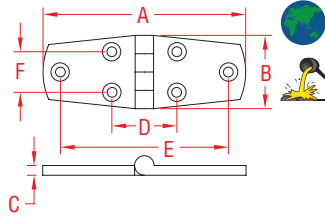


New Product

**ORDERS ONLY: 800-394-2222 (USA+CANADA)**

## HEAVY DUTY DOOR HINGE, EQUAL

316 STAINLESS STEEL

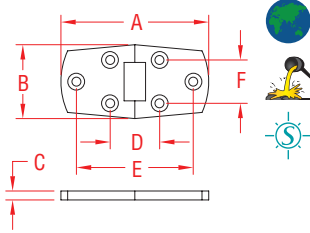


ITEM	A	B	C	D	E	F	WT
	(length)						(lb)
S3822-0075	3"	1.47"	0.19"	1.12"	2.35"	0.80"	0.21
S3822-0100	4"	1.47"	0.17"	1.34"	3.44"	0.82"	0.26

**NOTE:**  
**USE 6 #10 FASTENERS.**  
**HEAVY DUTY HINGE WITH PRECISION CAST COMPONENTS. PIN IS STAINLESS AND WELDED ON ONE SIDE TO PREVENT IT FROM WORKING LOOSE.**  
**REFERENCE "FASTENER MATCHING CHART" (PAGE 167) FOR COMPATIBLE FASTENERS.**

## FLUSH DOOR HINGE

316 STAINLESS STEEL

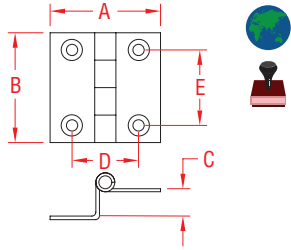


ITEM	A	B	C	D	E	F	WT
	(length)						(lb)
<b>HEAVY DUTY</b>							
S3830-0001	3"	1.48"	0.19"	1.04"	2.39"	0.86"	0.20
S3830-0002	4"	1.48"	0.20"	1.40"	3.38"	0.78"	0.26

**NOTE:**  
**USE 6 #8 FASTENERS.**  
**EXCLUSIVE FLUSH DESIGN CAN MOVE 360 DEGREES. ONE HALF FOLDS FLAT ON TOP OF OTHER HALF. IDEAL FOR TABLES, DOORS AND OTHER APPLICATIONS WHERE RECESSED HINGES ALLOW A TOTALLY FLAT SURFACE.**  
**REFERENCE "FASTENER MATCHING CHART" (PAGE 167) FOR COMPATIBLE FASTENERS.**

## DOOR HINGE, OFFSET

304 STAINLESS STEEL

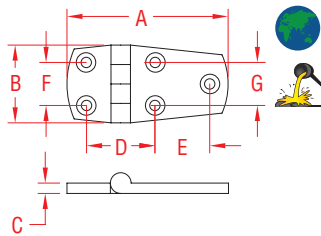


ITEM	A	B	C	D	E	WT
	(length)					(lb)
S3827-2000	1-7/16"	1.46"	0.50"	1.00"	0.90"	0.07

**NOTE:**  
**USE 4 #8 FASTENERS.**  
**STAMPED HINGE WITH WELL ROUNDED EDGES AND RECESSED FASTENER HOLES FOR BETTER APPEARANCE.**  
**REFERENCE "FASTENER MATCHING CHART" (PAGE 167) FOR COMPATIBLE FASTENERS.**

## HEAVY DUTY DOOR HINGE, UNEQUAL

316 STAINLESS STEEL

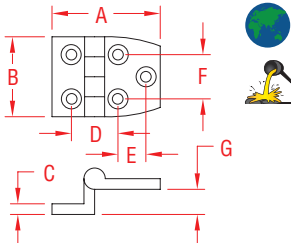


ITEM	A	B	C	D	E	F	G	WT
	(length)							(lb)
S3823-0055	2.25"	1.53"	0.17"	0.98"	0.65"	0.84"	0.78"	0.17
S3823-0075	2.85"	1.53"	0.17"	1.10"	1.06"	0.84"	0.84"	0.19

**NOTE:**  
**USE 5 #10 FASTENERS.**  
**HEAVY DUTY HINGE WITH PRECISION CAST COMPONENTS. PIN IS STAINLESS AND WELDED ON ONE SIDE TO PREVENT IT FROM WORKING LOOSE.**  
**REFERENCE "FASTENER MATCHING CHART" (PAGE 167) FOR COMPATIBLE FASTENERS.**

## HEAVY DUTY DOOR HINGE, OFFSET

316 STAINLESS STEEL



ITEM	A	B	C	D	E	F	G	WT
	(length)							(lb)
S3823-1000	2"	1.47"	0.17"	0.85"	0.72"	0.90"	0.34"	0.16

**NOTE:**  
**USE 5 #10 FASTENERS.**  
**HEAVY DUTY HINGE WITH PRECISION CAST COMPONENTS. PIN IS STAINLESS AND WELDED ON ONE SIDE TO PREVENT IT FROM WORKING LOOSE.**  
**NOTE:**  
**REFERENCE "FASTENER MATCHING CHART" (PAGE 167) FOR COMPATIBLE FASTENERS.**

**LIMITED LIFETIME WARRANTY**

**SUNCOR STAINLESS®**

TEL 508-732-9191 • FAX 508-732-9798 • ORDERS ONLY 800-394-2222

www.suncorstainless.com

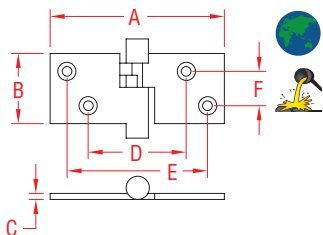
# HINGES & HASPS

HINGES & HASPS

## HEAVY DUTY TAKE APART HINGE



**316 STAINLESS STEEL**



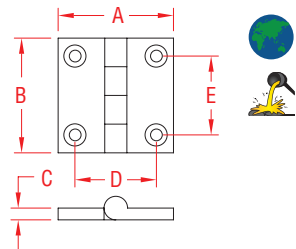
ITEM	A	B	C	D	E	F	WT
	(length)						(lb)
S3824-2000	3-1/2"	1.45"	0.12"	2.00"	2.90"	0.73"	0.23

**NOTE:**  
**USE 4 #10 FASTENERS.**  
**HEAVY DUTY HINGE WITH PRECISION CAST COMPONENTS. LOCKING TAB PREVENTS HINGE FROM COMING APART ACCIDENTALLY.**  
**REFERENCE "FASTENER MATCHING CHART" (PAGE 167) FOR COMPATIBLE FASTENERS.**

## HEAVY DUTY BUTT HINGE



**316 STAINLESS STEEL**



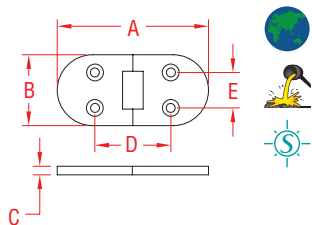
ITEM	A	B	C	D	E	WT	
	(length)						(lb)
S3821-0040	1-1/2"	1.50"	0.18"	1.05"	1.02"	0.12	
S3821-0050	2"	1.95"	0.17"	1.40"	1.35"	0.19	

**NOTE:**  
**HEAVY DUTY HINGE WITH PRECISION CAST COMPONENTS. PIN IS STAINLESS AND WELDED ON ONE SIDE TO PREVENT IT FROM WORKING LOOSE.**  
**REFERENCE "FASTENER MATCHING CHART" (PAGE 167) FOR COMPATIBLE FASTENERS.**

## HEAVY DUTY FLUSH TABLE HINGE



**316 STAINLESS STEEL**



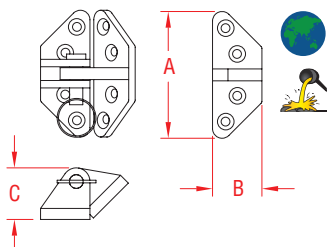
ITEM	A	B	C	D	E	WT	
	(length)						(lb)
<b>HEAVY DUTY</b> S3833-0001	3-1/4"	1.49"	0.20"	1.60"	0.73"	0.20	

**NOTE:**  
**USE 4 #10 FASTENERS.**  
**EXCLUSIVE FLUSH DESIGN CAN MOVE 360 DEGREES. ONE HALF FOLDS FLAT ON TOP OF OTHER HALF. IDEAL FOR TABLES, DOORS AND OTHER APPLICATIONS WHERE RECESSED HINGES ALLOW A TOTALLY FLAT SURFACE.**  
**REFERENCE "FASTENER MATCHING CHART" (PAGE 167) FOR COMPATIBLE FASTENERS.**

## HEAVY DUTY HATCH HINGE



**316 STAINLESS STEEL**



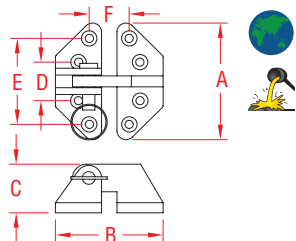
ITEM	A	B	C	WT	
	(length)				(lb)
<b>ANGLE BASE</b> S3824-1075	3"	1.12"	1.21"	0.56	

**NOTE:**  
**USE 8 #10 FASTENERS.**  
**FASTENER HOLE PATTERN IS SIMILAR AS ITEM S3824-0075 BELOW.**  
**HEAVY DUTY HINGE WITH PRECISION CAST COMPONENTS. PIN IS STAINLESS AND REMOVABLE.**  
**REFERENCE "FASTENER MATCHING CHART" (PAGE 167) FOR COMPATIBLE FASTENERS.**

## HEAVY DUTY HATCH HINGE



**316 STAINLESS STEEL**



ITEM	A	B	C	D	E	F	WT
	(length)						(lb)
<b>STANDARD</b> S3824-0075	3"	2.60"	1.21"	1.36"	2.20"	0.90"	0.56

**NOTE:**  
**USE 8 #10 FASTENERS.**  
**HEAVY DUTY HINGE WITH PRECISION CAST COMPONENTS. PIN IS STAINLESS AND REMOVABLE.**  
**REFERENCE "FASTENER MATCHING CHART" (PAGE 167) FOR COMPATIBLE FASTENERS.**



**ORDERS ONLY: 800-394-2222 (USA+CANADA)**

**Key:**

Made in USA	Drop Forged	Precision Machined	Wire Formed	Suncor Exclusive
Import	Precision Cast	Stamped	Load Rated	New Product

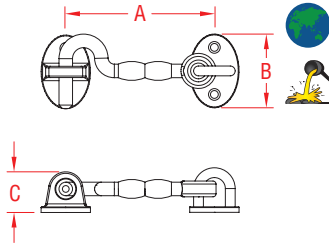
All logos, icons, images, measurements and descriptions are the sole property of Suncor Stainless, Inc. © 2020 Suncor Stainless, Inc.



## HEAVY DUTY DOOR HOOK SET



**316 STAINLESS STEEL**



ITEM	A	B	C	FAST.	WT
	(length)				(lb)
S3850-0001	3"	1.48"	0.82"	# 6	0.20
S3850-0002	4"	1.48"	0.82"	# 6	0.22

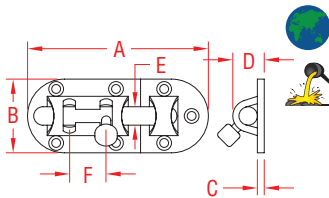
**ADDITIONAL LATCH PART**  
S3850-02LT

**NOTE:**  
SOLD AS A SET. POLISHED TO A MIRROR-LIKE FINISH.  
ADDITIONAL LATCH PART AVAILABLE WHERE DOOR  
NEEDS TO BE SECURED IN OPEN AND CLOSED POSITION.

## HEAVY DUTY BARREL BOLT



**316 STAINLESS STEEL**



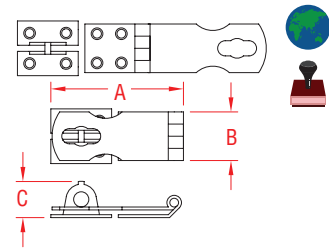
ITEM	A	B	C	D	E	F	FAST.	WT
	(length)							(lb)
S3855-0001	3-5/8"	1.50"	0.14"	0.63"	0.38"	0.75"	# 8	0.28
S3855-0002	4-1/4"	1.50"	0.14"	0.63"	0.38"	1.31"	# 8	0.33

**NOTE:**  
HEAVY DUTY BARREL BOLT SET WITH PRECISION CAST  
COMPONENTS. (NO PART IS STAMPED)  
REFERENCE "FASTENER MATCHING CHART" (PAGE 167)  
FOR COMPATIBLE FASTENERS.

## SAFETY HASP



**304 STAINLESS STEEL**



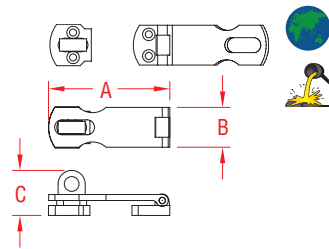
ITEM	A	B	C	FAST.	WT
	(length)				(lb)
S3853-0001	2-3/4"	1.00"	0.72"	# 8	0.10

**NOTE:**  
REFERENCE "FASTENER MATCHING CHART" (PAGE 167)  
FOR COMPATIBLE FASTENERS.

## HEAVY DUTY SAFETY HASP



**316 STAINLESS STEEL**



ITEM	A	B	C	FAST.	WT
	(length)				(lb)
S3853-0002	3"	1.00"	1.16"	# 8	0.23

**NOTE:**  
HEAVY DUTY SAFETY HASP WITH SWIVEL PAD EYE, THAT ROTATES  
AND ALLOWS LOCKING OF HASP WITHOUT THE USE OF A LOCK.  
ALL COMPONENTS ARE PRECISION CAST.  
REFERENCE "FASTENER MATCHING CHART" (PAGE 167)  
FOR COMPATIBLE FASTENERS.

**LIMITED LIFETIME  
WARRANTY**

**SUNCOR STAINLESS®**

TEL 508-732-9191 • FAX 508-732-9798 • ORDERS ONLY 800-394-2222

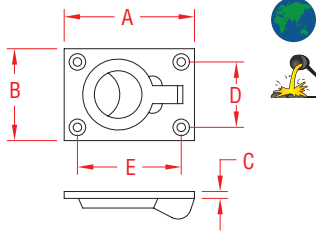
www.suncorstainless.com

# HINGES & HASPS

## HEAVY DUTY FLUSH LIFT RING




**316 STAINLESS STEEL**



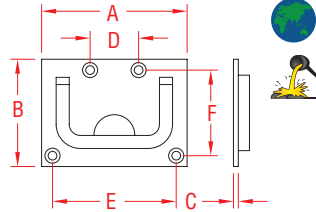
ITEM	A	B	C	D	E	WT
	(length)					(lb)
S3851-0000	2-1/2"	1.74"	0.13"	1.23"	1.90"	0.22
S3851-0001	1-7/8"	1.52"	0.12"	1.13"	1.47"	0.11

**NOTE:**  
**USE 4 #8 FASTENERS.**  
**HEAVY DUTY LIFT RINGS WITH PRECISION CAST COMPONENTS.**  
**REFERENCE "FASTENER MATCHING CHART" (PAGE 167) FOR COMPATIBLE FASTENERS.**

## FLUSH LIFT HANDLE




**316 STAINLESS STEEL**



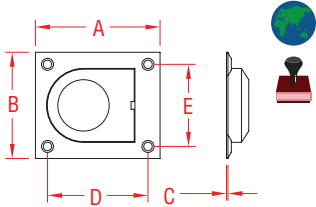
ITEM	A	B	C	D	E	F	WT
	(length)						(lb)
S3851-0002	3"	2.23"	0.10"	1.05"	2.52"	1.78"	0.26

**NOTE:**  
**USE 4 #8 FASTENERS.**  
**HEAVY DUTY LIFT HANDLE WITH PRECISION CAST COMPONENTS.**  
**REFERENCE "FASTENER MATCHING CHART" (PAGE 167) FOR COMPATIBLE FASTENERS.**

## FLUSH LIFT PULL



**304 STAINLESS STEEL**



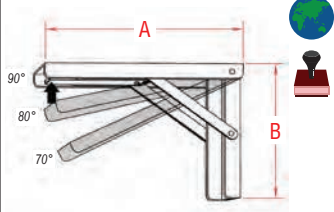
ITEM	A	B	C	D	E	WT
	(length)					(lb)
S3851-0003	2-1/2"	2.19"	0.03"	2.09"	1.68"	0.10

**NOTE:**  
**USE 4 #8 FASTENERS.**  
**SPRING LOADED. STAMPED VERSION WITH ROUNDED INSIDE EDGE OF PULL RING.**  
**REFERENCE "FASTENER MATCHING CHART" (PAGE 167) FOR COMPATIBLE FASTENERS.**

## FOLDING TABLE BRACKET



**316 STAINLESS STEEL**



ITEM	A	B	WLL	WT
S3835-0300	12"	7.75"	400 (lb)	1.33 (lb)
S3835-0400	16"	10.75"	400 (lb)	2.74 (lb)

**NOTE: EASY AND PRACTICAL. SPACE SAVING DESIGN ADJUSTS TO THREE DIFFERENT POSITIONS AND FOLDS AGAINST WALL WHEN NOT IN USE. USE IN 90 DEGREE POSITION FOR EATING OR SEATING, 80 DEGREES FOR READING OR 70 DEGREES FOR DRAFTING.**



**ORDERS ONLY: 800-394-2222**  
(USA+CANADA)

**Key:**

Made in USA	Drop Forged	Precision Machined	Wire Formed	Suncor Exclusive
Import	Precision Cast	Stamped	Load Rated	New Product

All logos, icons, images, measurements and descriptions are the sole property of Suncor Stainless, Inc.  
 © 2020 Suncor Stainless, Inc.

SUNCOR STAINLESS, INC.

# DECK HARDWARE



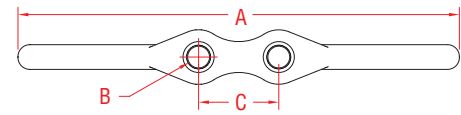


## FLAGPOLE CLEAT 304 STAINLESS STEEL



ITEM	A	B	C	FASTENER	WT
	(size)				(lb)
S3103-0000	2-1/2"	0.17"	0.50"	# 8 Screws	0.03
S3104-0000	4-1/2"	0.22"	0.81"	#10 Screws	0.09

**NOTE:**  
REFERENCE "FASTENER MATCHING CHART" (PAGE 165)  
FOR COMPATIBLE FASTENERS.



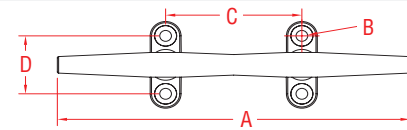
## HERRESHOFF CLEAT 316 STAINLESS STEEL



ITEM	A	B	C	D	FASTENER	WT
	(size)					(lb)
S3105-0000	4"	0.20"	2.00"	0.92"	3/16" Screws	0.18
S3106-0000	6"	0.27"	2.29"	1.05"	1/4" Screws	0.42
S3108-0000	8"	0.27"	2.82"	1.34"	1/4" Screws	0.75
S3110-0000	10"	0.32"	3.63"	1.75"	5/16" Screws	1.30
S3112-0000	12"	0.32"	3.93"	1.94"	5/16" Screws	2.28

**BACKING PLATES FOR HERRESHOFF CLEATS (316 STAINLESS STEEL)**

S3105-BP00	4"
S3106-BP00	6"
S3108-BP00	8"
S3110-BP00	10"
S3112-BP00	12"



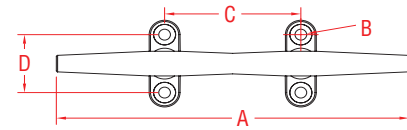
## BLUE WATER CLEAT 316 STAINLESS STEEL



ITEM	A	B	C	D	FASTENER	WT
	(size)					(lb)
S3138-0000	8"	0.27"	3.32"	1.78"	1/4" Screws	1.58
S3140-0000	10"	0.32"	3.74"	1.87"	5/16" Screws	2.52
S3142-0000	12"	0.32"	4.78"	2.43"	5/16" Screws	3.78
S3145-0000	15"	0.51"	5.00"	2.53"	3/8" Screws	7.20

**BACKING PLATES FOR BLUE WATER CLEATS (316 STAINLESS STEEL)**

S3138-BP00	8"
S3140-BP00	10"
S3142-BP00	12"
S3145-BP00	15"



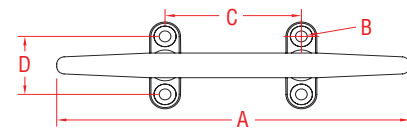
## TRIMLINE CLEAT 316 STAINLESS STEEL



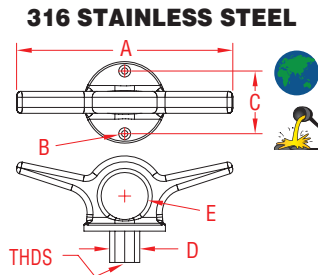
ITEM	A	B	C	D	FASTENER	WT
	(size)					(lb)
S3204-0000	4"	0.21"	1.13"	1.31"	3/16" Screws	0.32
S3206-0000	6"	0.26"	2.09"	1.65"	1/4" Screws	0.73
S3208-0000	8"	0.26"	2.25"	1.63"	1/4" Screws	1.00

**BACKING PLATES FOR TRIMLINE CLEATS (316 STAINLESS STEEL)**

S3204-BP00	4"
S3206-BP00	6"
S3208-BP00	8"



## LIFT EYE CLEAT 316 STAINLESS STEEL



ITEM	A	B	C	D	E	WT
	(size)					(lb)
S3250-0000	7"	0.20"	2.00"	0.98"	1.50"	1.68

**NOTE:**  
USES 2 #10 FASTENERS. THREADS ARE 5/8" - 11 UNC.

REFERENCE "FASTENER MATCHING CHART" (PAGE 165)  
FOR COMPATIBLE FASTENERS.



ORDERS ONLY: 800-394-2222  
(USA+CANADA)

Key:



Made in USA



Drop Forged



Precision Machined



Wire Formed



Suncor Exclusive



Import



Precision Cast



Stamped



Load Rated



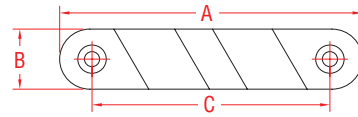
New Product

## BOW CHOCKS 316 STAINLESS STEEL



ITEM	SIZE (length)	B	C	FASTENER	WT (lb)	ROPE (max)
S3304-0000	5"	0.81"	3.13"	#10 Screws	0.48	5/8"
S3306-0000	6"	0.98"	4.78"	1/4" Screws	1.15	7/8"

**NOTE:**  
SOLD AS A PAIR: ONE PORT, ONE STARBOARD. EDGES ARE POLISHED AND ROUNDED TO PREVENT CHAFE OF LINES. PROFILES MAY VARY. REFERENCE "FASTENER MATCHING CHART" (PAGE 165) FOR COMPATIBLE FASTENERS.

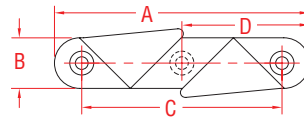


## SKENE CHOCKS 316 STAINLESS STEEL



ITEM	SIZE (length)	B	C	D	FASTENER	WT (lb)	ROPE (max)
S3340-0000	4-1/2"	0.73"	3.73"	N/A	#10 Screws	0.52	3/4"
S3360-0000	5-3/4"	0.95"	4.69"	N/A	1/4" Screws	1.37	1"
S3390-0000	9"	1.72"	7.50"	3.75"	5/16" Screws	5.69	1-1/4"

**NOTE:**  
SOLD AS A PAIR: ONE PORT, ONE STARBOARD. EDGES ARE POLISHED AND ROUNDED TO PREVENT CHAFE OF LINES. REFERENCE "FASTENER MATCHING CHART" (PAGE 165) FOR COMPATIBLE FASTENERS.

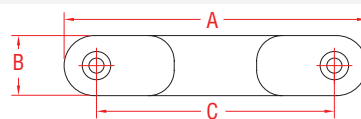


## STRAIGHT CHOCK 316 STAINLESS STEEL



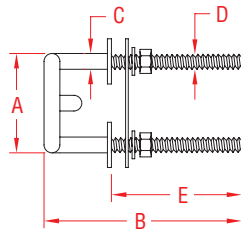
ITEM	SIZE (length)	B	C	FASTENER	WT (lb)	ROPE (max)
S3405-0000	5"	0.93"	3.90"	1/4" Screws	0.35	3/4"
S3406-0000	6"	0.96"	4.94"	1/4" Screws	0.50	1"

**NOTE:**  
SOLD SINGLY. EDGES ARE POLISHED AND ROUNDED TO PREVENT CHAFE OF LINES. REFERENCE "FASTENER MATCHING CHART" (PAGE 165) FOR COMPATIBLE FASTENERS.



## SKI TOW RING

316 STAINLESS STEEL

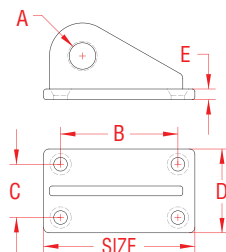


ITEM	A (size)	B	C	D	E	WT (lb)
S3588-0065	2-1/2"	3.94"	0.37"	3/8" - 16	2.38"	0.62
S3588-0075	3"	3.94"	0.37"	3/8" - 16	2.38"	0.67

**NOTE:**  
NUTS AND WASHERS ARE INCLUDED.

## TOW PAD EYE

316 STAINLESS STEEL



ITEM	SIZE (length)	A	B	C	D	E	WT (lb)
S3718-0000	3-1/2"	0.62"	2.80"	1.25"	2.00"	0.26"	0.80

**NOTE:**  
HEAVY DUTY PAD EYE PROVIDES A THRU-HULL BOW ATTACHMENT FOR SMALL CRAFT TOWING. BACKING PLATE SOLD WITH TOW PAD EYE FOR MAXIMUM LOAD DISTRIBUTION.

REFERENCE "FASTENER MATCHING CHART" (PAGE 166) FOR COMPATIBLE FASTENERS.



LIMITED LIFETIME  
WARRANTY

**SUNCOR STAINLESS®**

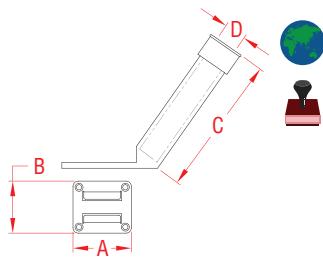
TEL 508-732-9191 • FAX 508-732-9798 • ORDERS ONLY 800-394-2222

www.suncorstainless.com

## ROD HOLDER REMOVABLE



**304 STAINLESS STEEL**



ITEM	A	B	C	D	FASTENER	WT
S3612-0000	4"	3.65"	10.0"	1.83"	1/4" Screws	1.55

(lb)

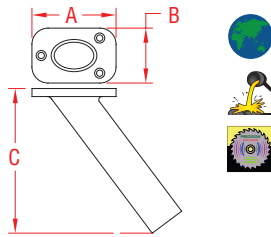
**NOTE:**  
SET INCLUDES ROD HOLDER AND MOUNTING PLATE. IDEAL FOR RETROFITS OR WHERE REMOVAL OF ROD HOLDER IS DESIRABLE.

**REFERENCE "FASTENER MATCHING CHART" (PAGE 165) FOR COMPATIBLE FASTENERS.**

## HEAVY CAST TOP ROD HOLDER



**FLUSH MOUNT  
316 STAINLESS STEEL**



ITEM	A	B	C	DEGREE	FAST.	WT
S3611-0000	4-3/8"	3.38"	8.50"	30	1/4" Screws	1.74

(lb)

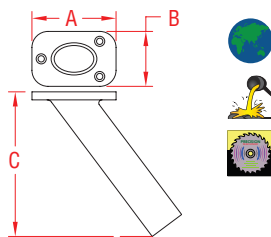
**NOTE:**  
HEAVY DUTY PRECISION CAST HEAD WITH MIRROR FINISH. END OF TUBE IS MACHINED AND DEBURRED.

**REFERENCE "FASTENER MATCHING CHART" (PAGE 165) FOR COMPATIBLE FASTENERS.**

## ROD HOLDER WITH CAP



**FLUSH MOUNT  
316 STAINLESS STEEL**



ITEM	A	B	C	DEGREE	FAST.	WT
S3611-0001	4-3/8"	3.38"	7.50"	30	1/4" Screws	1.55

(lb)

**NOTE:**  
HEAVY DUTY PRECISION CAST HEAD WITH MIRROR FINISH. END OF TUBE IS MACHINED AND DEBURRED.

**REFERENCE "FASTENER MATCHING CHART" (PAGE 165) FOR COMPATIBLE FASTENERS.**

## ROD HOLDER LINERS

**RUBBER**



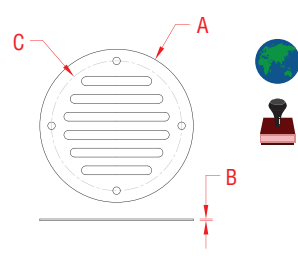
ITEM	A	B	DEGREE	WT
	(diameter)	(length)		(lb)
<b>WHITE LINER REPLACEMENT</b>				
S3611-1000	2"	6.50"	30	0.26
<b>BLACK LINER REPLACEMENT W/ CAP</b>				
S3611-1001	2"	7.25"	30	0.33

**NOTE:**  
DESIGNED TO FIT STANDARD 2" ROD HOLDERS, SUCH AS THE ROD HOLDERS LISTED ABOVE (S3611-0000 & S3611-0001).

## FLOOR DRAIN PLATE



**304 STAINLESS STEEL**

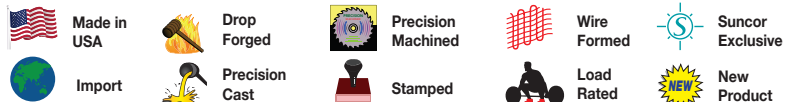


ITEM	A	B	C	WT
	(size)			(lb)
S3860-0000	3-1/4"	0.04"	2.75"	0.07

**NOTE:**  
USE (4) #8 FASTENERS.



**Key:**



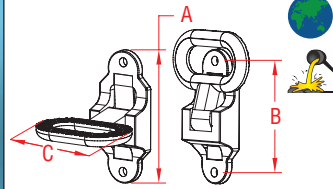
**ORDERS ONLY: 800-394-2222 (USA+CANADA)**

All logos, icons, images, measurements and descriptions are the sole property of Suncor Stainless, Inc. © 2020 Suncor Stainless, Inc.



## HEAVY DUTY FOLDING STEP

316 STAINLESS STEEL

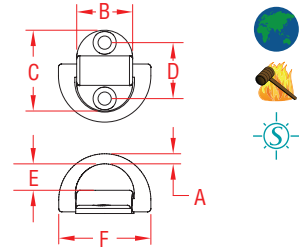


ITEM	A	B	C	FAST.	WT
S3630-0000	4.61"	3.88"	4.38"	5/16"	1.24 (lb)

**NOTE:**  
USE WHERE TEMPORARY STEP IS REQUIRED. FOLDS UP FLAT WHEN NOT IN USE AND HOLDS EITHER POSITION BY USE OF A LEAF SPRING.  
REFERENCE "FASTENER MATCHING CHART" (PAGE 165) FOR COMPATIBLE FASTENERS.

## HEAVY DUTY FOLDING PAD EYE

316 STAINLESS STEEL

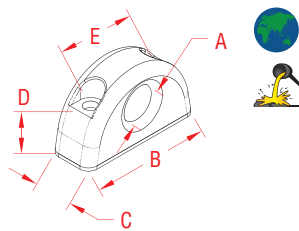


ITEM	A	B	C	D	E	F	WLL	WT
S3712-0001	1/4"	1.06"	1.53"	0.94"	0.50"	1.75"	1,200	0.13 (lb)
S3712-0002	5/16"	1.38"	1.94"	1.25"	0.69"	2.27"	2,000	0.25
S3712-0003	3/8"	1.75"	2.53"	1.63"	0.84"	3.00"	4,000	0.60

**NOTE:**  
"D" RING IS FORGED 316 STAINLESS AND HOLDING PAD BODY IS PRECISION CAST 316.  
REFERENCE "FASTENER MATCHING CHART" (PAGE 166) FOR COMPATIBLE FASTENERS.

## FAIRLEAD & GASKET

316 STAINLESS STEEL

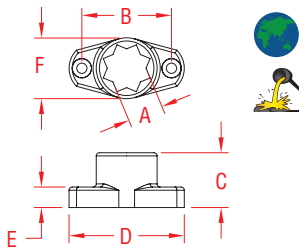


ITEM	A	B	C	D	E	FASTENER	WT
S3730-0010	up to 5/16"	1.38"	0.44"	0.38"	0.88"	#8	0.06 (lb)
S3730-0014	up to 1/2"	1.81"	0.69"	0.75"	1.00"	#10	0.14
S3730-0016	up to 5/8"	2.25"	0.81"	0.75"	1.38"	#12	0.23

**NOTE:**  
HEAVY DUTY FAIRLEADS DESIGNED TO OUTLAST AND OUTPERFORM INFERIOR NYLON VERSIONS. MADE FROM EXTREMELY CORROSION RESISTANT MARINE GRADE 316 STAINLESS STEEL. DURABLE GASKET INCLUDED. FASTENERS NOT INCLUDED.

## WINCH HANDLE HOLDER

316 STAINLESS STEEL

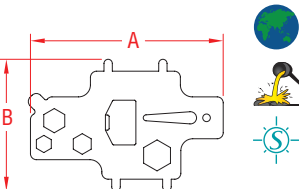


ITEM	A	B	C	D	E	F	WT
S3520-0001	0.71"	1.75"	1.06"	2.26"	0.39"	1.21"	0.18 (lb)

**NOTE:**  
ELIMINATE THOSE BULKY WINCH HANDLE POCKETS IN YOUR COCKPIT AND REPLACE THEM WITH THE "WINCH HANDLE HOLDER". FEATURING A SIMPLE TWO FASTENER INSTALLATION, THIS WINCH HANDLE HOLDER CAN BE EASILY PLACED WHERE IT WILL BE MOST USEFUL.  
REFERENCE "FASTENER MATCHING CHART" (PAGE 165) FOR COMPATIBLE FASTENERS.

## MULTI-TASK DECK KEY

304 STAINLESS STEEL



ITEM	A	B	WT
S3925-0000-C	4"	2.75"	0.14 (lb)

**DISPLAY STAND**  
S3925-1000-C

**NOTE:**  
DECK KEY COMES WITH COLOR LANYARD. FITS ALL DECK PLATE CAPS AND COMES WITH BUILT-IN BOTTLE OPENER, SCREW-DRIVER, SHACKLE KEY AND #6, #10, 1/4" AND 3/8" HEX DRIVES.

**LIMITED LIFETIME WARRANTY**

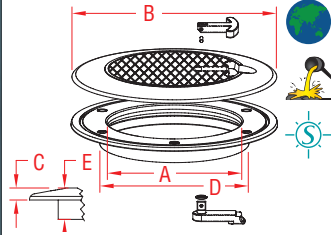
**SUNCOR STAINLESS®**

TEL 508-732-9191 • FAX 508-732-9798 • ORDERS ONLY 800-394-2222

www.suncorstainless.com

## ACCESS HATCH AND FRAME

316 STAINLESS STEEL

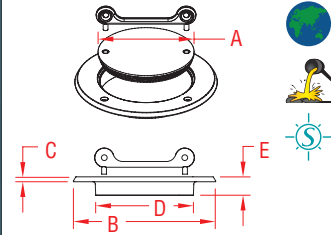


ITEM	A	B	C	D	E	WT
	(size)					(lb)
S3812-0150	6"	9.00"	0.52"	6.50"	1.36"	5.80
<b>CHEVRON PATTERN. CONVEX, TAPERED RIM.</b>						
<b>NOTE: HIGHEST QUALITY ACCESS HATCH, FEATURING EXTRA LOW PROFILE, RUBBER GASKET FOR A WEATHER TIGHT SEAL. AND NON-SLIP NON-SKID SURFACE TOP. USE VERTICALLY OR HORIZONTALLY. ENTIRELY REMOVABLE COVER, BOLTS ARE NOT VISIBLE.</b>						
<b>REFERENCE "FASTENER MATCHING CHART" (PAGE 167) FOR COMPATIBLE FASTENERS.</b>						



## ACCESS HATCH AND FRAME

316 STAINLESS STEEL

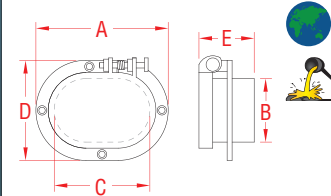


ITEM	A	B	C	D	E	WT
	(size)					(lb)
S3814-0150	6"	9.25"	0.30"	6.38"	1.19"	5.80
<b>FLUSH MOUNT OR RECESSED. THREADED, ENTIRELY REMOVABLE COVER.</b>						
<b>NOTE: COMES WITH ACCESS KEY. HIGHEST QUALITY ACCESS HATCH, FEATURING LOW PROFILE, RUBBER GASKET FOR A WEATHER TIGHT SEAL. CAN BE USED VERTICALLY OR HORIZONTALLY.</b>						
<b>REFERENCE "FASTENER MATCHING CHART" (PAGE 167) FOR COMPATIBLE FASTENERS.</b>						



## CHAIN AND DECK PIPE

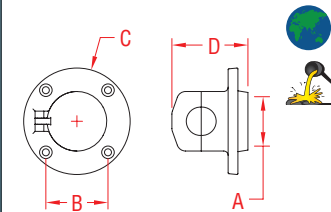
316 STAINLESS STEEL



ITEM	A	B	C	D	E	WT
	(size)					(lb)
S3810-0000	5-1/2"	2.71"	3.72"	4.08"	2.00"	2.03
<b>NOTE: USE #10 FASTENERS.</b>						
<b>COVER SLIDES TO OPEN AND IS SPRING LOADED TO CLOSE AUTOMATICALLY.</b>						
<b>REFERENCE "FASTENER MATCHING CHART" (PAGE 167) FOR COMPATIBLE FASTENERS.</b>						

## ROPE DECK PIPE HINGED

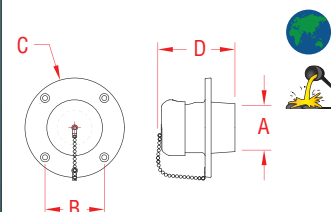
CHROME PLATED BRASS



ITEM	A	B	C	D	WT	
	(size)				(lb)	
C3808-0002	1-1/2"	1.75"	3.00"	2.16"	0.68	
<b>NOTE: PRECISION CAST. USE 3/16" SCREWS. HINGED TOP FOR EASY ACCESS.</b>						
<b>REFERENCE "FASTENER MATCHING CHART" (PAGE 164) FOR COMPATIBLE FASTENERS.</b>						

## ROPE DECK PIPE

CHROME PLATED BRASS



ITEM	A	B	C	D	WT	
	(size)				(lb)	
C3808-0001	1-3/4"	2.35"	4.00"	2.94"	1.12	
<b>NOTE: PRECISION CAST. USE 3/16" SCREWS. SAFETY CHAIN ATTACHED SO TOP IS NOT LOST.</b>						
<b>REFERENCE "FASTENER MATCHING CHART" (PAGE 164) FOR COMPATIBLE FASTENERS.</b>						



Key:

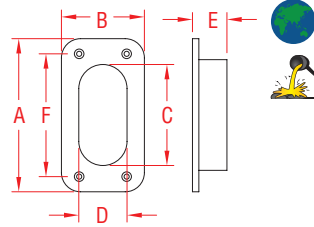
Made in USA	Drop Forged	Precision Machined	Wire Formed	Suncor Exclusive
Import	Precision Cast	Stamped	Load Rated	New Product

ORDERS ONLY: 800-394-2222 (USA+CANADA)

All logos, icons, images, measurements and descriptions are the sole property of Suncor Stainless, Inc. © 2020 Suncor Stainless, Inc.

## HAWSE PIPE

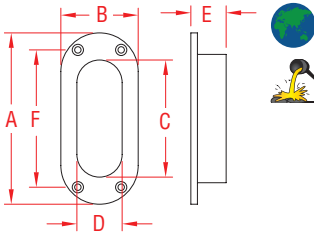
316 STAINLESS STEEL



ITEM	A	B	C	D	E	F	WT
	(size)						(lb)
<b>SQUARE</b> S3806-0000	6"	3.25"	3.92"	1.88"	1.34"	4.85"	1.38
<b>NOTE:</b> USE #10 FASTENERS. REFERENCE "FASTENER MATCHING CHART" (PAGE 167) FOR COMPATIBLE FASTENERS.							

## OVAL HAWSE PIPE

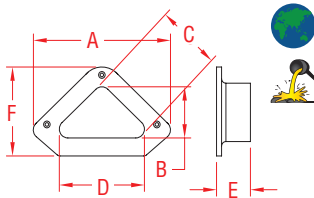
316 STAINLESS STEEL



ITEM	A	B	C	D	E	F	WT
	(size)						(lb)
<b>OVAL</b> S3806-0001	5-1/2"	2.50"	3.64"	1.35"	1.06"	4.81"	0.85
<b>NOTE:</b> USE #10 FASTENERS. REFERENCE "FASTENER MATCHING CHART" (PAGE 167) FOR COMPATIBLE FASTENERS.							

## TRIANGULAR HAWSE PIPE

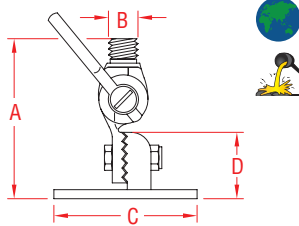
316 STAINLESS STEEL



ITEM	A	B	C	D	E	F	WT
	(size)						(lb)
<b>TRIANGLE</b> S3807-0000	7-7/8"	2.81"	3.62"	5.00"	1.98"	4.87"	2.60
<b>NOTE:</b> USE #10 FASTENERS. REFERENCE "FASTENER MATCHING CHART" (PAGE 167) FOR COMPATIBLE FASTENERS.							

## ANTENNA RATCHET MOUNT

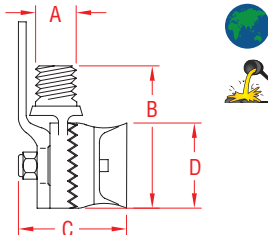
316 STAINLESS STEEL



ITEM	A	B	C	D	FASTENER	WT
	(size)	(thread)				(lb)
S3620-0000	4-1/2"	1" - 14	3.62"	1.50"	1/4"	1.60
S3621-0000	6"	1" - 14	3.75"	2.30"	1/4"	2.12
<b>NOTE:</b> HEAVY DUTY ANTENNA RATCHET MOUNT WITH ALL COMPONENTS PRECISION CAST. THREAD "B" FITS STANDARD ANTENNAS. REFERENCE "FASTENER MATCHING CHART" (PAGE 165) FOR COMPATIBLE FASTENERS.						

## ANTENNA RAIL MOUNT

316 STAINLESS STEEL



ITEM	SIZE	A	B	C	D	FAST.	WT
	(thread)						(lb)
S3625-0000	#1	1" - 14	3.50"	2.50"	2.00"	1/4"	1.24
<b>NOTE:</b> HEAVY DUTY ANTENNA RATCHET MOUNT WITH ALL COMPONENTS PRECISION CAST. THREAD "A" FITS STANDARD ANTENNAS.							

**LIMITED LIFETIME WARRANTY**

**SUNCOR STAINLESS®**

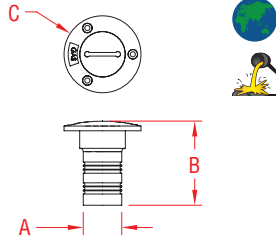
TEL 508-732-9191 • FAX 508-732-9798 • ORDERS ONLY 800-394-2222

www.suncorstainless.com



## HOSE DECK FILLS

316 STAINLESS STEEL



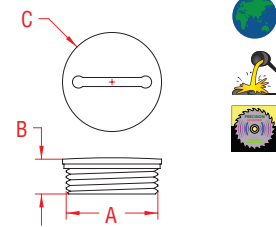
ITEM	A	B	C	TYPE	FAST.	WT
	(hose)					(lb)
S3911-0000	1-1/2"	3.35"	3.00"	GAS	# 10	1.00
S3912-0000	1-1/2"	3.35"	3.00"	DIESEL	# 10	1.00
S3913-0000	1-1/2"	3.35"	3.00"	WATER	# 10	1.00
S3914-0000	1-1/2"	3.35"	3.44"	WASTE	# 10	1.00
S3921-0000	2"	3.47"	3.50"	GAS	# 10	1.37
S3922-0000	2"	3.47"	3.50"	DIESEL	# 10	1.37

**NOTE:**  
EACH DECK FILL SET INCLUDES BODY, CHAIN, CAP AND KEY EXCEPT THE WASTE SET WHICH DOES NOT INCLUDE CHAIN.

REFERENCE "FASTENER MATCHING CHART" (PAGE 167) FOR COMPATIBLE FASTENERS.

## REPLACEMENT CAP

316 STAINLESS STEEL

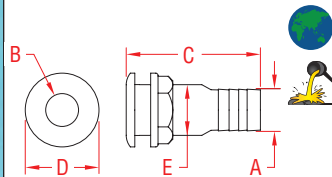


ITEM	A	B	C	WT
	(lb)			
S3920-0000	1-1/2"	0.69"	1.74"	0.20

**NOTE:**  
REPLACEMENT CAP INCLUDES CHAIN. USE IN CONJUNCTION WITH THE HOSE DECK FILLS.

## THRU-HULL HOSE CONNECT

316 STAINLESS STEEL



ITEM	A	B	C	D	E	WT
	(size)					(lb)
S3815-0020	3/4"	0.75"	3.37"	2.00"	1.10"	0.60
S3815-0025	1"	1.00"	3.45"	2.00"	1.30"	0.65
S3815-0028	1-1/8"	1.12"	3.65"	2.00"	1.38"	0.64
S3815-0032	1-1/4"	1.24"	3.88"	2.68"	1.65"	1.24
S3815-0038	1-1/2"	1.50"	4.07"	2.75"	1.77"	1.12
S3815-0050	2"	2.00"	4.26"	3.40"	2.28"	1.73

**NOTE:**  
EACH SET CONTAINS THRU-HULL AND WASHER.



ORDERS ONLY: 800-394-2222 (USA+CANADA)

Key:



All logos, icons, images, measurements and descriptions are the sole property of Suncor Stainless, Inc. © 2020 Suncor Stainless, Inc.

SUNCOR STAINLESS, INC.

# RAILING & BIMINI

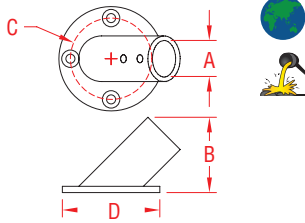


[www.suncorstainless.com](http://www.suncorstainless.com)

# RAILING & BIMINI HARDWARE

## ROUND RAIL BASE

316 STAINLESS STEEL

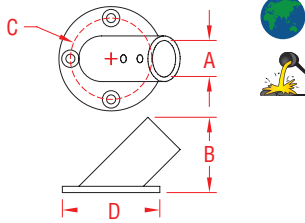


ITEM	A	B	C	D	FAST.	WT
	(size)			(base)		(lb)
<b>30 DEGREE ANGLE</b>						
S3650-0300	7/8"	1.56"	1.88"	2.66"	#10 Screws	0.49
S3650-0301	1"	1.60"	2.07"	2.79"	1/4" Screws	0.52

**NOTE:**  
**SOLD INDIVIDUALLY, WITH SET SCREWS. USE 1/8" ALLEN KEY.**  
**REFERENCE "FASTENER MATCHING CHART" (PAGE 165)**  
**FOR COMPATIBLE FASTENERS.**

## ROUND RAIL BASE

316 STAINLESS STEEL

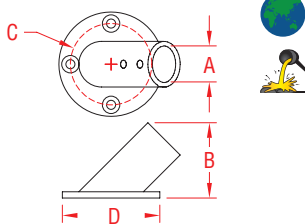


ITEM	A	B	C	D	FAST.	WT
	(size)			(base)		(lb)
<b>45 DEGREE ANGLE</b>						
S3650-0450	7/8"	1.82"	1.97"	2.66"	#10 Screws	0.50
S3650-0451	1"	1.86"	2.07"	2.79"	1/4" Screws	0.53

**NOTE:**  
**SOLD INDIVIDUALLY, WITH SET SCREWS. USE 1/8" ALLEN KEY.**  
**REFERENCE "FASTENER MATCHING CHART" (PAGE 165)**  
**FOR COMPATIBLE FASTENERS.**

## ROUND RAIL BASE

316 STAINLESS STEEL

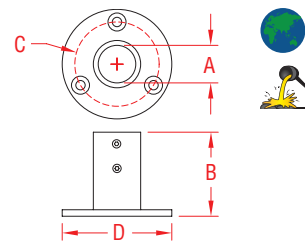


ITEM	A	B	C	D	FAST.	WT
	(size)			(base)		(lb)
<b>60 DEGREE ANGLE</b>						
S3650-0600	7/8"	1.92"	1.91"	2.66"	#10 Screws	0.47
S3650-0601	1"	1.96"	2.13"	2.79"	1/4" Screws	0.51

**NOTE:**  
**SOLD INDIVIDUALLY, WITH SET SCREWS. USE 1/8" ALLEN KEY.**  
**REFERENCE "FASTENER MATCHING CHART" (PAGE 165)**  
**FOR COMPATIBLE FASTENERS.**

## ROUND RAIL BASE

316 STAINLESS STEEL

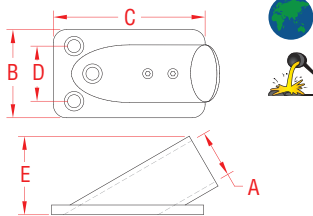


ITEM	A	B	C	D	FAST.	WT
	(size)			(base)		(lb)
<b>90 DEGREE ANGLE</b>						
S3650-0900	7/8"	1.74"	1.98"	2.66"	#10 Screws	0.46
S3650-0901	1"	1.74"	2.13"	2.79"	1/4" Screws	0.46

**NOTE:**  
**SOLD INDIVIDUALLY, WITH SET SCREWS. USE 1/8" ALLEN KEY.**  
**REFERENCE "FASTENER MATCHING CHART" (PAGE 165)**  
**FOR COMPATIBLE FASTENERS.**

## RECTANGULAR BASE

316 STAINLESS STEEL



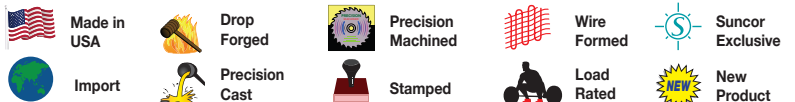
ITEM	A	B	C	D	E	FAST.	WT
	(size)						(lb)
<b>30 DEGREE ANGLE</b>							
S3651-0300	7/8"	1.70"	3.04"	1.05"	1.49"	#10 Screws	0.38
S3651-0301	1"	1.85"	3.22"	1.12"	1.56"	1/4" Screws	0.48

**NOTE:**  
**SOLD INDIVIDUALLY, WITH SET SCREWS. USE 1/8" ALLEN KEY.**  
**REFERENCE "FASTENER MATCHING CHART" (PAGE 165)**  
**FOR COMPATIBLE FASTENERS.**



ORDERS ONLY: 800-394-2222 (USA+CANADA)

Key:

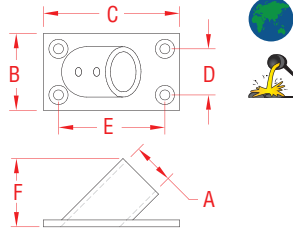


All logos, icons, images, measurements and descriptions are the sole property of Suncor Stainless, Inc. © 2020 Suncor Stainless, Inc.



## RECTANGULAR BASE

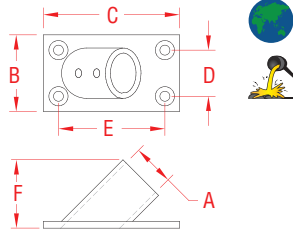
316 STAINLESS STEEL



ITEM	A	B	C	D	E	F	FAST.	WT
(size) (lb)								
<b>45 DEGREE ANGLE</b>								
S3651-0450	7/8"	1.70"	3.09"	1.02"	2.40"	1.83"	#10 Screws	0.46
S3651-0451	1"	1.88"	3.20"	1.12"	2.60"	1.87"	1/4" Screws	0.50
<b>NOTE:</b> SOLD INDIVIDUALLY, WITH SET SCREWS. USE 1/8" ALLEN KEY. REFERENCE "FASTENER MATCHING CHART" (PAGE 165) FOR COMPATIBLE FASTENERS.								

## RECTANGULAR BASE

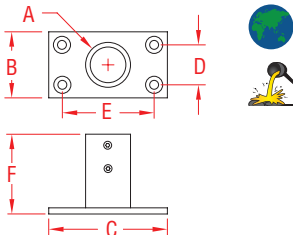
316 STAINLESS STEEL



ITEM	A	B	C	D	E	F	FAST.	WT
(size) (lb)								
<b>60 DEGREE ANGLE</b>								
S3651-0600	7/8"	1.74"	3.09"	1.02"	2.40"	1.92"	#10 Screws	0.47
S3651-0601	1"	1.88"	3.23"	1.12"	2.60"	1.95"	1/4" Screws	0.50
<b>NOTE:</b> SOLD INDIVIDUALLY, WITH SET SCREWS. USE 1/8" ALLEN KEY. REFERENCE "FASTENER MATCHING CHART" (PAGE 165) FOR COMPATIBLE FASTENERS.								

## RECTANGULAR BASE

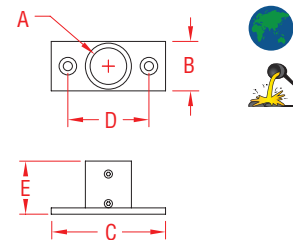
316 STAINLESS STEEL



ITEM	A	B	C	D	E	F	FAST.	WT
(size) (lb)								
<b>90 DEGREE ANGLE</b>								
S3651-0900	7/8"	1.72"	3.05"	1.02"	2.40"	1.73"	#10 Screws	0.44
S3651-0901	1"	1.86"	3.22"	1.12"	2.60"	1.76"	1/4" Screws	0.46
<b>NOTE:</b> SOLD INDIVIDUALLY, WITH SET SCREWS. USE 1/8" ALLEN KEY. REFERENCE "FASTENER MATCHING CHART" (PAGE 165) FOR COMPATIBLE FASTENERS.								

## RECTANGULAR BASE

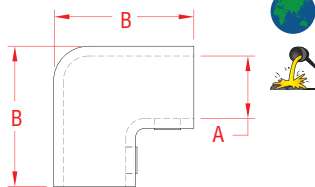
316 STAINLESS STEEL



ITEM	A	B	C	D	E	F	FAST.	WT
(size) (lb)								
<b>90 DEGREE ANGLE, 2 HOLE</b>								
S3652-0900	7/8"	1.25"	2.86"	2.12"	1.72"		1/4" Screws	0.26
S3652-0901	1"	1.42"	3.20"	2.60"	1.71"		1/4" Screws	0.41
<b>NOTE:</b> SOLD INDIVIDUALLY, WITH SET SCREWS. USE 1/8" ALLEN KEY. REFERENCE "FASTENER MATCHING CHART" (PAGE 165) FOR COMPATIBLE FASTENERS.								

## RAIL ELBOW

316 STAINLESS STEEL



ITEM	A	B	WT
(size) (lb)			
<b>90 DEGREE ANGLE</b>			
S3665-0900	7/8"	2.00"	0.32
S3665-0901	1"	2.05"	0.36
<b>NOTE:</b> SOLD INDIVIDUALLY, WITH SET SCREWS. USE 1/8" ALLEN KEY.			

**LIMITED LIFETIME WARRANTY**

**SUNCOR STAINLESS®**

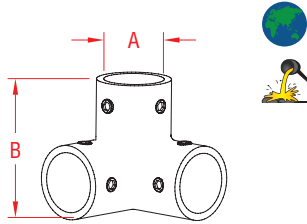
TEL 508-732-9191 • FAX 508-732-9798 • ORDERS ONLY 800-394-2222

www.suncorstainless.com

# RAILING & BIMINI HARDWARE

## 3-WAY RAIL CORNER

316 STAINLESS STEEL

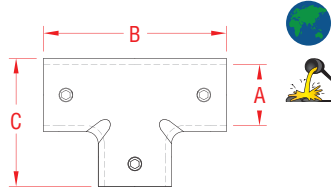


ITEM	A	B	WT
	(size)		(lb)
<b>90 DEGREE ANGLE</b>			
S3666-0000	7/8"	2.17"	0.40
S3666-0001	1"	2.27"	0.55

**NOTE:**  
SOLD INDIVIDUALLY, WITH SET SCREWS. USE 1/8" ALLEN KEY.

## 3-WAY "T" RAIL

316 STAINLESS STEEL

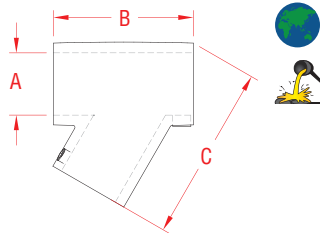


ITEM	A	B	C	WT
	(size)			(lb)
<b>90 DEGREE ANGLE</b>				
S3660-0900	7/8"	2.00"	2.00"	0.35
S3660-0901	1"	2.17"	2.20"	0.45

**NOTE:**  
SOLD INDIVIDUALLY, WITH SET SCREWS. USE 1/8" ALLEN KEY.

## UNIVERSAL "T" RAIL

316 STAINLESS STEEL

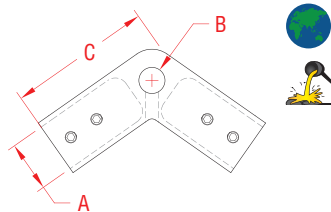


ITEM	A	B	C	WT
	(size)			(lb)
<b>60 DEGREE ANGLE</b>				
S3660-0600	7/8"	2.00"	2.50"	0.38
S3660-0601	1"	2.29"	2.75"	0.45

**NOTE:**  
SOLD INDIVIDUALLY, WITH SET SCREWS. USE 1/8" ALLEN KEY.  
THIS PART CAN BE USED IN RIGHT AND LEFT HAND APPLICATIONS.

## BOW FORMER

316 STAINLESS STEEL

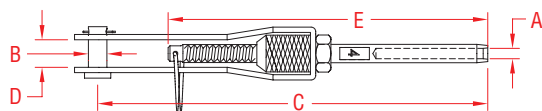


ITEM	A	B	C	WT
	(size)			(lb)
<b>110 DEGREE ANGLE</b>				
S3663-0000	7/8"	0.51"	2.50"	0.63
<b>125 DEGREE ANGLE</b>				
S3663-0001	1"	0.51"	2.50"	0.63

**NOTE:**  
COMES WITH 4 SET SCREWS IN UNDERSIDE;  
OTHER ANGLES ARE AVAILABLE FOR BULK ORDERS.

## LIFELINE ADJUSTER

316 STAINLESS STEEL

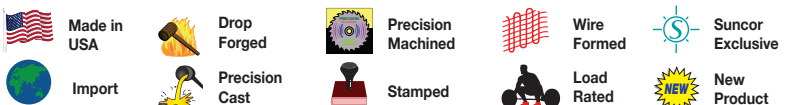


ITEM	A	B	C	D	E	WT
	(size)					(lb)
S0745-0003	1/8"	0.24"	5.25"	0.42"	4.35"	0.16
S0745-0004	5/32"	0.24"	5.67"	0.42"	4.70"	0.18
S0745-0005	3/16"	0.24"	5.89"	0.42"	4.97"	0.20

**NOTE:**  
TENSIONER DESIGNED FOR, BUT NOT LIMITED TO, LIFELINE APPLICATIONS. S0731-0703 SWAGE STUD (PAGE 34) IS USED IN THIS ASSEMBLY.  
HAND SWAGE VERSION OF THIS ITEM AVAILABLE ON PAGE 40.



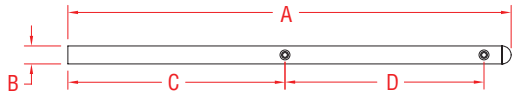

Key:



ORDERS ONLY: 800-394-2222 (USA+CANADA)

All logos, icons, images, measurements and descriptions are the sole property of Suncor Stainless, Inc. © 2020 Suncor Stainless, Inc.

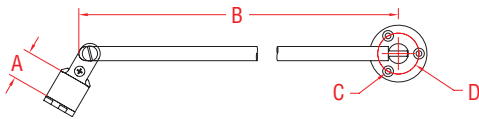
## LIFELINE STANCHION 316 STAINLESS STEEL



ITEM	A (height)	B (size)	C	D	WT (lb)
S3609-2425	24"	1"	12"	11"	1.32
S3609-3025	30"	1"	15"	14"	1.65
S3609-3625	36"	1"	18"	17"	1.98
S3609-CUST	custom	1"			

**NOTE:**  
THE S3608-0025 BULLET CAP IS INCLUDED  
IN THE STANCHION ASSEMBLY.

## STANCHION BRACE 316 STAINLESS STEEL



ITEM	A (size)	B	C	D	FAST.	WT (lb)
S3610-0600	1"	14.41"	0.20"	1.25"	#10 Screws	1.12
S3610-0750	1"	20.41"	0.20"	1.25"	#10 Screws	1.36

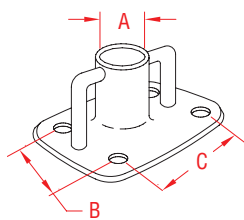
**NOTE:**  
USE TO BRACE STANCHIONS NEXT TO GATES; SLIDE ALLOWS SELECTION  
OF HEIGHT FOR ATTACHING TO STANCHION.

**REFERENCE "FASTENER MATCHING CHART" (PAGE 165)  
FOR COMPATIBLE FASTENERS.**

## STANCHION BASE 316 STAINLESS STEEL



316 STAINLESS STEEL



ITEM	A (size)	B	C	HEIGHT	FAST.	WT (lb)
S3610-0000	1"	1.78"	2.37"	2.20"	1/4"	1.08

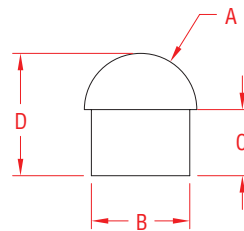
**NOTE:**  
HEAVY DUTY BASE, PRECISION CAST IN ONE PIECE, NO WELDS.  
BASE ANGLE IS 3 DEGREES TO ALLOW FOR SLOPING DECK.

**REFERENCE "FASTENER MATCHING CHART" (PAGE 165)  
FOR COMPATIBLE FASTENERS.**

## BULLET CAP 316 STAINLESS STEEL



316 STAINLESS STEEL



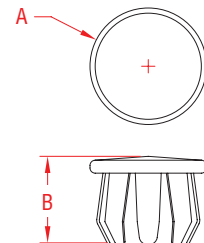
ITEM	A (size)	B	C	D	WT (lb)
S3608-0025	1"	0.88"	0.58"	1.08"	0.08

**NOTE:**  
BULLET CAP IS INCLUDED IN THE LIFELINE STANCHION ASSEMBLY.

## FLAT END CAP 304 STAINLESS STEEL



304 STAINLESS STEEL



ITEM	A (size)	B	WT (lb)
S3679-0000	7/8"	0.65"	0.01
S3679-0001	1"	0.68"	0.01

**NOTE:**  
CLOSES TUBE ENDS WITHOUT FASTENER.

**LIMITED LIFETIME  
WARRANTY**

 **SUNCOR STAINLESS®**

TEL 508-732-9191 • FAX 508-732-9798 • ORDERS ONLY 800-394-2222

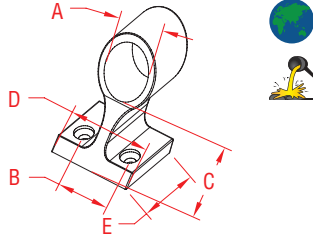
www.suncorstainless.com



# RAILING & BIMINI HARDWARE

## FORWARD END RAIL

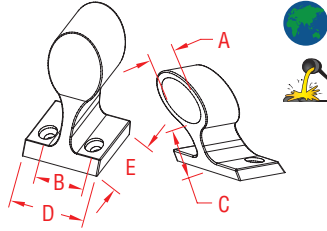
316 STAINLESS STEEL



ITEM	A	B	C	D	E	HEIGHT	FAST.	WT
	(size)							(lb)
<b>120 DEGREE ANGLE</b>								
S3670-1200	7/8"	1.03"	0.96"	1.60"	1.24"	1.98"	(2)#10	0.28
S3670-1201	1"	1.10"	1.14"	1.66"	1.29"	2.24"	(2)#10	0.35
<b>NOTE:</b> REFERENCE "FASTENER MATCHING CHART" (PAGE 165-166) FOR COMPATIBLE FASTENERS.								

## AFT END RAIL

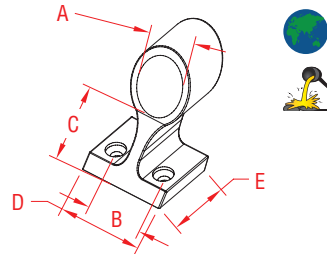
316 STAINLESS STEEL



ITEM	A	B	C	D	E	HEIGHT	FAST.	WT
	(size)							(lb)
<b>60 DEGREE ANGLE</b>								
S3671-0600	7/8"	1.03"	0.96"	1.60"	1.24"	1.92"	(2)#10	0.27
S3671-0601	1"	1.10"	1.14"	1.66"	1.29"	2.23"	(2)#10	0.34
<b>NOTE:</b> REFERENCE "FASTENER MATCHING CHART" (PAGE 166) FOR COMPATIBLE FASTENERS.								

## CENTER RAIL

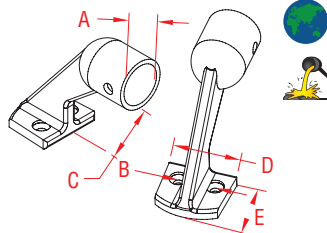
316 STAINLESS STEEL



ITEM	A	B	C	D	E	HEIGHT	FAST.	WT
	(size)							(lb)
<b>60 DEGREE ANGLE</b>								
S3672-0600	7/8"	1.03"	0.96"	1.60"	1.24"	1.90"	(2)#10	0.25
S3672-0601	1"	1.10"	1.14"	1.66"	1.29"	2.26"	(2)#10	0.34
<b>NOTE:</b> REFERENCE "FASTENER MATCHING CHART" (PAGE 166) FOR COMPATIBLE FASTENERS.								

## RAIL STANCHION END

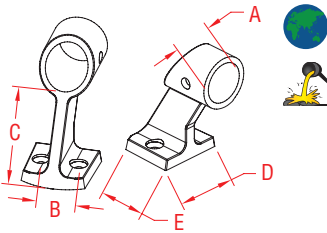
316 STAINLESS STEEL



ITEM	A	B	C	D	E	HEIGHT	FAST.	WT
	(size)							(lb)
<b>STANCHION END</b>								
S3673-0600	7/8"	0.80"	1.43"	1.46"	1.28"	2.70"	(2)#10	1.12
<b>NOTE:</b> RAIL STANCHION PERMITS HIGHER CLEARANCE BELOW RAIL THAN ALTERNATIVE PARTS SHOWN ABOVE. REFERENCE "FASTENER MATCHING CHART" (PAGE 166) FOR COMPATIBLE FASTENERS.								

## RAIL STANCHION CENTER

316 STAINLESS STEEL



ITEM	A	B	C	D	E	HEIGHT	FAST.	WT
	(size)							(lb)
<b>STANCHION CENTER</b>								
S3673-1600	7/8"	0.78"	1.56"	1.46"	1.40"	2.59"	(2)#10	0.28
<b>NOTE:</b> RAIL STANCHION PERMITS HIGHER CLEARANCE BELOW RAIL THAN ALTERNATIVE PARTS SHOWN ABOVE. REFERENCE "FASTENER MATCHING CHART" (PAGE 166) FOR COMPATIBLE FASTENERS.								



ORDERS ONLY: 800-394-2222  
(USA+CANADA)

Key:



Made in USA



Drop Forged



Precision Machined



Wire Formed



Suncor Exclusive



Import



Precision Cast



Stamped



Load Rated



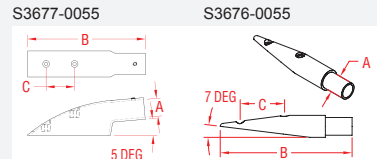
New Product

All logos, icons, images, measurements and descriptions are the sole property of Suncor Stainless, Inc.  
© 2020 Suncor Stainless, Inc.

## END MOUNT IN / END MOUNT OUT 316 STAINLESS STEEL



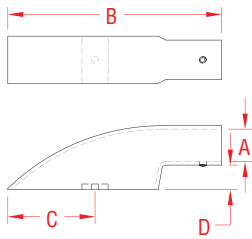
ITEM	A	B	C	FAST.	WT
	(size)				(lb)
<b>END IN, 5 DEGREE ANGLE</b>					
S3677-0055	7/8"	5.00"	1.60"	#10 Screws	0.39
<b>END OUT, 7 DEGREE ANGLE</b>					
S3676-0055	3/4"	5.59"	1.87"	#10 Screws	0.38
<b>NOTE:</b> S3677-0055 ALLOWS RAIL TO GO INSIDE AND BE SECURED WITH SET SCREW. S3676-0055 ACCEPTS RAIL OUTSIDE FOR CONSISTENT LOOK.					
<b>REFERENCE "FASTENER MATCHING CHART" (PAGE 166) FOR COMPATIBLE FASTENERS.</b>					



## BOTTOM MOUNT 316 STAINLESS STEEL



316 STAINLESS STEEL

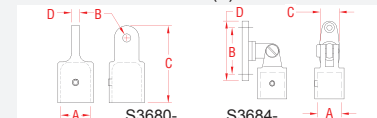


ITEM	A	B	C	D	FAST.	WT
	(size)					(lb)
S3675-0900	7/8"	6.75"	2.85"	0.90"	1/4"-28 UNF	0.78
S3675-0901	1"	6.75"	2.85"	0.90"	1/4"-28 UNF	0.87
<b>NOTE:</b> HEAVY DUTY BOTTOM MOUNT FOR HANDRAILS WITHOUT WELDS. CLEAN TOP AS MOUNTING IS FROM BELOW.						

## TOP CAP / MULTI-DIRECTIONAL TOP CAP 316 STAINLESS STEEL



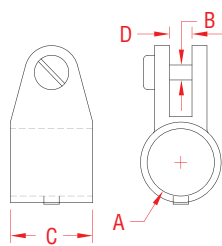
ITEM	A	B	C	D	FAST.	WT
	(size)					(lb)
<b>TOP CAP</b>						
S3680-0000	7/8"	0.26"	2.38"	0.26"	N/A	0.20
S3680-0001	1"	0.26"	2.38"	0.26"	N/A	0.27
<b>HEAVY TOP CAP</b>						
S3680-1001	1"	0.32"	2.38"	0.35"	N/A	0.28
<b>MULTI-DIRECTIONAL TOP CAP</b>						
S3684-0000	7/8"	1.57"	0.72"	2.25"	(2)#10	0.35
S3684-0001	1"	1.83"	0.72"	2.53"	(2)#10	0.42
<b>NOTE:</b> S3684-SERIES ASSEMBLY ALLOWS 360 DEGREE MOVEMENT IN HORIZONTAL PLANE AND 180 DEGREES IN VERTICAL PLANE.						



## TOP SLIDE 316 STAINLESS STEEL



316 STAINLESS STEEL

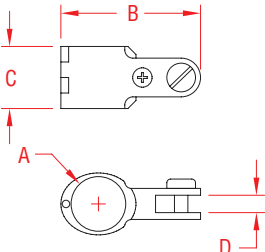


ITEM	A	B	C	D	WT
	(size)				(lb)
<b>TOP SLIDE</b>					
S3681-0000	7/8"	0.21"	1.10"	0.30"	0.23
S3681-0001	1"	0.21"	1.25"	0.30"	0.27
<b>HEAVY TOP SLIDE</b>					
S3681-1001	1"	0.31"	1.20"	0.42"	0.42
<b>NOTE:</b> TOP CAP AND SLIDE WILL FIT TOGETHER.					

## HINGED TOP SLIDE 316 STAINLESS STEEL



316 STAINLESS STEEL



ITEM	A	B	C	D	WT
	(size)				(lb)
S3683-0000	7/8"	2.24"	1.00"	0.30"	0.15
S3683-0001	1"	2.37"	1.00"	0.30"	0.16
<b>NOTE:</b> VERY SLEEK DESIGN WITH INCORPORATED HINGE (NOT 2 PARTS) WHICH PREVENTS LOSS DURING INSTALLATION; ALLOWS EASY INSTALLATION OF A TOP SLIDE ON ANY EXISTING BIMINI TOP.					



**LIMITED LIFETIME WARRANTY**

**SUNCOR STAINLESS®**

TEL 508-732-9191 • FAX 508-732-9798 • ORDERS ONLY 800-394-2222

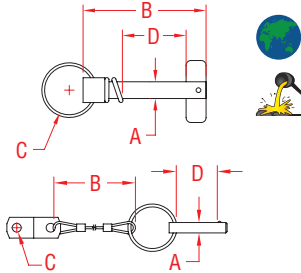
www.suncorstainless.com

# RAILING & BIMINI HARDWARE

## REMOVABLE PIN SETS



### STAINLESS STEEL



ITEM	A	B	C	D	WT
	(size)			(grip)	(lb)
<b>REMOVABLE PIN WITH RING</b> S3685-0001	1/4"	1.85"	1.00"	1.00"	0.04
<b>LANYARD WITH PIN</b> S3685-0000	1/4"	6.00"	0.21"	1.00"	0.03

**NOTE:**  
FOR OTHER TYPES OF REMOVABLE PINS, SEE PAGE 80-81.  
REFERENCE "FASTENER MATCHING CHART" (PAGE 166)  
FOR COMPATIBLE FASTENERS.

## DECK HINGES

### 316 STAINLESS STEEL

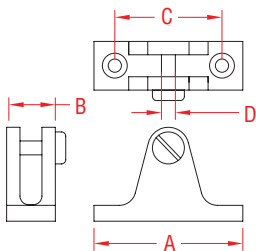


-2000; -5000; -3000; -3001

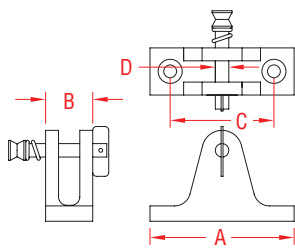


ITEM	A	B	C	D	FAST.	WT
	(size)					(lb)
<b>90 DEGREE ANGLE DECK HINGE</b> S3682-2000	2-1/4"	0.73"	1.62"	0.21"	(2)#10	0.22
<b>90 DEGREE ANGLE DECK HINGE, REMOVABLE PIN</b> S3682-5000	2-1/4"	0.64"	1.62"	0.25"	(2)#10	0.24
<b>CONCAVE DECK HINGE</b> S3682-3000	2-1/4"	0.68"	1.62"	0.87"	(2)#10	0.20
<b>CONCAVE DECK HINGE, REMOVABLE QUICK PIN</b> S3682-3001	2-1/4"	0.76"	1.62"	0.87"	(2)#10	0.20

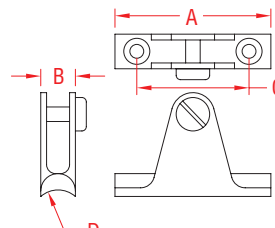
**NOTE:**  
REFERENCE "FASTENER MATCHING CHART" (PAGE 166)  
FOR COMPATIBLE FASTENERS.



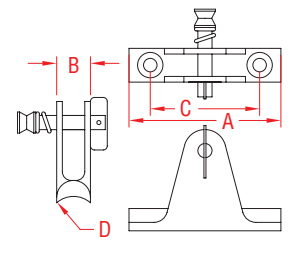
S3682-2000



S3682-5000




S3682-3000



S3682-3001

## DECK HINGES

### 316 STAINLESS STEEL

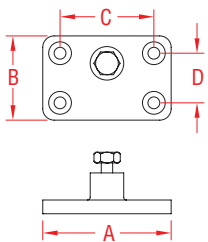


-1000; -0000; -4001; -4000

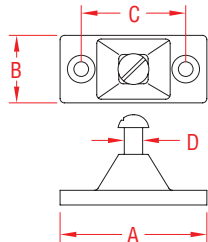


ITEM	A	B	C	D	FAST.	WT
	(size)					(lb)
<b>SIDE DECK HINGE</b> S3682-0000	2"	0.92"	1.40"	0.24"	(2)#10	0.16
<b>HEAVY SIDE DECK HINGE</b> S3682-1000	2-13/16"	1.85"	2.00"	1.08"	(4)#10	0.30
<b>80 DEGREE ANGLE DECK HINGE, SCREWED</b> S3682-4000	2-1/4"	0.66"	1.62"	0.21"	(2)#10	0.24
<b>80 DEGREE ANGLE DECK HINGE, DRILLED</b> S3682-4001	2-1/4"	0.80"	1.62"	0.26"	(2)#10	0.24

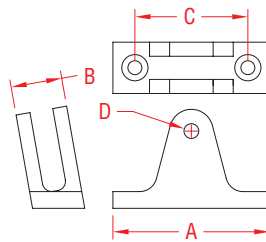
**NOTE:**  
REFERENCE "FASTENER MATCHING CHART" (PAGE 166)  
FOR COMPATIBLE FASTENERS.



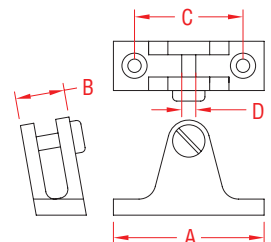
S3682-1000



S3682-0000



S3682-4001



S3682-4000



### Key:



Made in USA



Drop Forged



Precision Machined



Wire Formed



Suncor Exclusive



Import



Precision Cast



Stamped



Load Rated



New Product

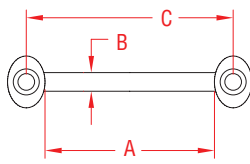
All logos, icons, images, measurements and descriptions are the sole property of Suncor Stainless, Inc.  
© 2020 Suncor Stainless, Inc.

ORDERS ONLY: 800-394-2222  
(USA+CANADA)



## FOOTMAN'S LOOP

316 STAINLESS STEEL



ITEM	A	B	C	FAST.	WLL	WT
	(size)				(lb)	(lb)
S0224-0025	1"	0.24"	1.48"	#8 Screws	400	0.04
S0224-0050	2"	0.24"	2.48"	#8 Screws	400	0.05

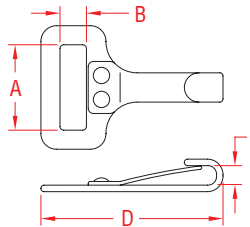
**NOTE:**  
CAN BE USED HORIZONTALLY OR VERTICALLY. PATENTED, "NO SNAG" DESIGN. USE FLAT HOOK S0210-0025 TO ATTACH WEBBING OR SLIP THE WEBBING WITH SEWN LOOP (S0232-SERIES, PAGE 107) OVER THE FITTING BEFORE TIGHTENING ATTACHMENT.

REFERENCE "FASTENER MATCHING CHART" (PAGE 164) FOR COMPATIBLE FASTENERS.



## FIXED BIMINI CLIP

304 STAINLESS STEEL



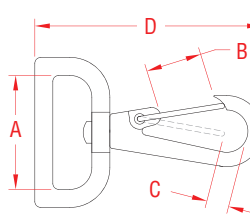
ITEM	A	B	C	D	WLL	WT
	(size)				(lb)	(lb)
S0220-0025	1"	0.23"	0.20"	1.94"	70	0.03

**NOTE:**  
SEE COMBINATIONS ON PAGE 106 AND 107 FOR READY-MADE ASSEMBLIES.



## SWIVEL WEB CLIP

304 STAINLESS STEEL



ITEM	A	B	C	D	WLL	WT
	(size)				(lb)	(lb)
S0221-0025	1"	0.63"	0.41"	2.56"	130	0.07
S0221-0038	1-1/2"	0.63"	0.41"	2.63"	130	0.08
S0221-0050	2"	0.63"	0.41"	2.71"	130	0.10

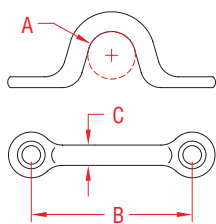
**NOTE:**  
NEW "SLIMLINE" BAIL FOR WEBBING. SPECIAL TORSION SPRING GATE FOR LONGER LIFE. COMBINATION POSSIBLE WITH STAR ADJUSTER™ (S0217-0025, PAGE 111).

SEE COMBINATIONS ON PAGE 106 AND 107 FOR READY-MADE ASSEMBLIES.



## PAD EYE

304 STAINLESS STEEL



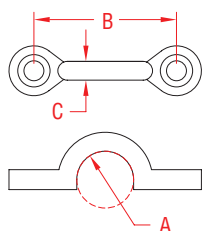
ITEM	SIZE	A	B	C	WLL	WT
		(max. diameter)			(lb)	(lb)
S3719-0004	5/32"	0.46"	1.25"	0.15"	300	0.01
S3719-0005	3/16"	0.56"	1.57"	0.19"	400	0.02
S3719-0006	1/4"	0.63"	1.75"	0.23"	500	0.03
S3719-0008	5/16"	0.63"	1.95"	0.31"	600	0.06

**NOTE:**  
ROUND CROSS-SECTION PREVENTS CHAFE OF ROPE.

REFERENCE "FASTENER MATCHING CHART" (PAGE 166-167) FOR COMPATIBLE FASTENERS.

## HEAVY DUTY PAD EYE

316 STAINLESS STEEL



ITEM	SIZE	A	B	C	WLL	WT
		(max. diameter)			(lb)	(lb)
S3719-1005	5/8"	0.40"	1.40"	0.19"	350	0.03

**NOTE:**  
ITEM IS CAST. ROUND BAR PREVENTS CHAFE OF ROPE.

REFERENCE "FASTENER MATCHING CHART" (PAGE 167) FOR COMPATIBLE FASTENERS.

**LIMITED LIFETIME WARRANTY**


**SUNCOR STAINLESS®**

TEL 508-732-9191 • FAX 508-732-9798 • ORDERS ONLY 800-394-2222

www.suncorstainless.com

SUNCOR STAINLESS, INC.

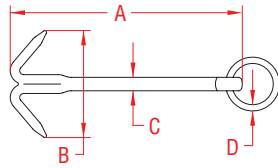
# ANCHORS





## HOOK ANCHOR

316 STAINLESS STEEL



ITEM	SIZE	A	B	C	D
S7601-0000	1 lb.	7.87"	5.62"	0.50"	0.25"
S7602-0000	2 lb.	9.44"	8.53"	0.63"	0.31"
S7603-0000	4 lb.	12.40"	10.47"	0.75"	0.38"

**NOTE:**  
**HOOK ANCHOR FEATURES 4 FIXED PRONGS AND A ROUND RING FOR EASY ATTACHMENT TO CHAIN OR ROPE. IT IS IDEAL FOR LIGHT DUTY APPLICATIONS, INCLUDING, SMALL CRAFTS, DINGHIES, JETSKIS, CANOES, KAYAKS AND SMALL BOATS.**

## FOLDING GRAPNEL ANCHOR

CAST IRON  
 GALVANIZED

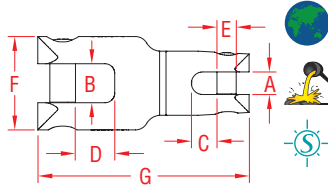


ITEM	SIZE	LENGTH	WIDTH	WIDTH	SHACKLE
			(open)	(closed)	
G8001-MKII	1.5 lb.	7.00"	6.75"	2.00"	3/16"
G8003-MKII	3 lb.	12.00"	10.00"	2.50"	1/4"
G8005-MKII	5 lb.	12.75"	13.50"	2.63"	5/16"
G8008-MKII	7 lb.	16.00"	16.50"	3.00"	5/16"

**NOTE:**  
**ANCHORS INCLUDE ONE SHACKLE. GOOD FOR SMALL CRAFT IN ROCKS AND MUDDY BOTTOMS.**

## ANCHOR SWIVEL

17-4 PH STAINLESS STEEL



ITEM	SIZE	A	B	C	D	E	F	G	WLL	WT
									(lb)	(lb)
(for chain)										
S0190-0008	1/4" - 5/16"	0.38"	0.65"	0.50"	0.81"	0.31"	1.90"	3.81"	2,400	0.96
S0190-0013	3/8" - 1/2"	0.59"	0.85"	0.67"	1.25"	0.50"	2.35"	5.50"	4,400	2.18

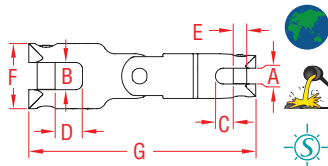
**NOTE:**  
**HEAVY DUTY ANCHOR RODE SWIVEL. SLEEK DESIGN WITH SOLID SCREW PINS. SWIVEL SPINS 360 DEGREES. EQUIPPED WITH SOLID BRONZE THRUST WASHER. THREAD LOCKING LIQUID INCLUDED FOR CROSS PINS.**

**REPLACEMENT PINS**  
 S0190-RP08 5/16"  
 S0190-RP13 1/2"



## UNIVERSAL ANCHOR SWIVEL

17-4 PH STAINLESS STEEL



ITEM	SIZE	A	B	C	D	E	F	G	WLL	WT
									(lb)	(lb)
(chain)										
S0190-X008	1/4" - 5/16"	0.38"	0.65"	0.50"	0.81"	0.31"	1.90"	5.55"	2,400	1.40
S0190-X013	3/8" - 1/2"	0.59"	0.85"	0.67"	1.25"	0.50"	2.35"	8.06"	4,400	3.34

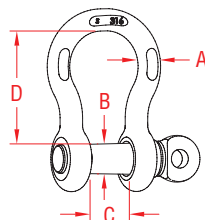
**NOTE:**  
**HEAVY DUTY ANCHOR RODE SWIVEL. SLEEK DESIGN WITH SOLID SCREW PINS. SWIVEL SPINS 360 DEGREES. EQUIPPED WITH SOLID BRONZE THRUST WASHER. THREAD LOCKING LIQUID INCLUDED FOR CROSS PINS.**

**REPLACEMENT PINS**  
 S0190-RP08 5/16"  
 S0190-RP13 1/2"



## ANCHOR SHACKLE

316-NM STAINLESS STEEL  
 WITH OVERSIZE SCREW PIN



ITEM	A	B	C	D	WLL	WT
					(lb)	(lb)
(size)						
S0116-FS05	3/16"	0.26"	0.41"	0.83"	650	0.05
S0116-FS07	1/4"	0.31"	0.47"	1.11"	1,000	0.10
S0116-FS08	5/16"	0.38"	0.53"	1.20"	1,300	0.17
S0116-FS10	3/8"	0.44"	0.66"	1.41"	1,500	0.30
S0116-FS12	7/16"	0.50"	0.72"	1.77"	2,000	0.50
S0116-FS13	1/2"	0.63"	0.82"	1.83"	3,000	0.71
S0116-FS16	5/8"	0.75"	1.02"	2.41"	4,000	1.39
S0116-FS20	3/4"	0.88"	1.25"	2.84"	6,000	2.31
S0116-FS22	7/8"	1.00"	1.48"	3.30"	8,000	3.64
S0116-FS25	1"	1.13"	1.70"	3.80"	10,000	5.18
S0116-FS32	1-1/4"	1.38"	2.03"	4.69"	14,000	9.88

**NOTE: 1/A/W FED SPEC RR-C-271F, TYPE IVA, CLASS 2, EXCEPT 316 STAINLESS. MARKED TO THE NEAREST FRACTIONAL TON.**

**LIMITED LIFETIME  
 WARRANTY**

**SUNCOR STAINLESS®**

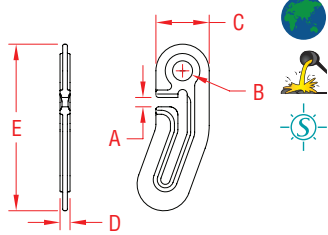
TEL 508-732-9191 • FAX 508-732-9798 • ORDERS ONLY 800-394-2222

www.suncorstainless.com



## SNUBBER HOOK

316 STAINLESS STEEL

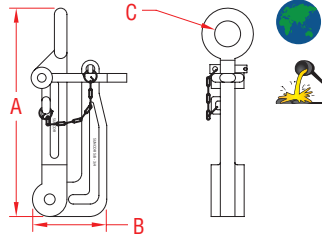


ITEM	SIZE	A	B	C	D	E	WT
	(chain)						(lb)
S0191-0007	1/4"	0.35"	0.75"	2.00"	0.38"	6.25"	0.65
S0191-0008	5/16"	0.38"	0.88"	2.25"	0.44"	7.13"	0.98
S0191-0010	3/8"	0.45"	1.00"	2.50"	0.50"	7.88"	1.38

**NOTE:**  
DESIGNED TO FIT STANDARD ANCHOR CHAIN STYLES. DEEP CHANNEL PREVENTS CHAIN FROM FALLING OFF, BUT ALLOWS FOR EASY REMOVAL. MADE FROM MARINE GRADE 316 STAINLESS STEEL.

## USCG CHAIN STOPPER

316 STAINLESS STEEL

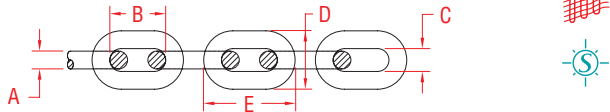


ITEM	A	B	C	WT
	(size)			(lb)
S0180-0300	12"	4.25"	1.48"	9.05

**NOTE:**  
CAN BE USED ON 5/8" AND 3/4" CHAIN. POLISH IS MIRROR FINISH. SET INCLUDES STAINLESS TOGGLE SAFETY PIN WITH CHAIN. USE ANY SUITABLE 3/4" SIZE TURNBUCKLE (PAGES 17-19) FOR TENSIONING CHAIN.

## SELECTED ANCHOR CHAIN

316L STAINLESS STEEL



ITEM	SIZE	A	B	C	D	E	WLL	BL	WT
							(lb)	(lb)	(lb/ft)
S0601-0007	1/4" (9/32)	0.28"	0.87"	0.36"	0.94"	1.39"	2,000	8,000	0.76
S0601-0008	5/16"	0.32"	0.95"	0.41"	1.04"	1.56"	2,400	9,600	0.94
S0601-0010	3/8"	0.39"	1.10"	0.54"	1.32"	1.86"	3,750	15,000	1.60
S0601-0013	1/2"	0.51"	1.38"	0.74"	1.74"	2.38"	6,500	26,000	2.74
S0604-0007	1/4" (9/32)	0.28"	0.84"	0.40"	0.94"	1.40"	2,000	8,000	0.67
S0604-0008	5/16"	0.32"	1.02"	0.47"	1.12"	1.63"	2,400	9,600	0.92
S0604-0010	3/8"	0.39"	1.22"	0.57"	1.37"	1.99"	3,550	14,200	1.60
S0604-0013*	1/2"	0.51"	1.59"	0.76"	1.80"	2.53"	6,500	26,000	2.10
S0602-0007	1/4"	0.25"	1.00"	0.43"	0.95"	1.49"	1,570	6,280	0.57
S0602-0008	5/16"	0.32"	0.94"	0.46"	1.11"	1.55"	2,400	9,600	0.98
S0602-0010	3/8"	0.39"	1.22"	0.57"	1.37"	1.99"	3,550	14,200	1.60
S0602-0012*	1/2" (7/16)	0.47"	1.50"	0.78"	1.78"	2.40"	5,400	21,600	2.00




ORDERS ONLY: 800-394-2222 (USA+CANADA)

Key:

- Made in USA
- Drop Forged
- Precision Machined
- Wire Formed
- Suncor Exclusive
- Import
- Precision Cast
- Stamped
- Load Rated
- New Product

All logos, icons, images, measurements and descriptions are the sole property of Suncor Stainless, Inc. © 2020 Suncor Stainless, Inc.

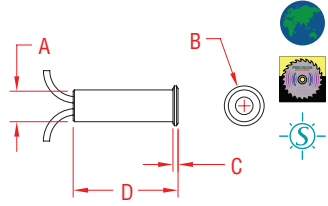

# ELECTRICAL






## MICRO STAR™

HOUSING: 316 STAINLESS




**NOTE:**  
SMALLEST SELF CONTAINED LED ON THE MARKET, ONLY NEEDS 1/4" BORE FOR HOUSING OR 3/8" IF USED WITH GROMMET. MICRO STAR™ SITS FLUSH IN RECESSED AREA. WATERPROOF.



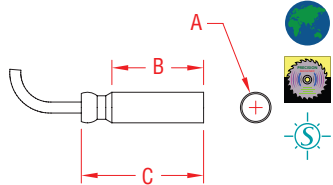
PUSH CONNECT OPTION AVAILABLE, SEE S0801-PC01 ON PAGE 152.

ITEM	A	B	C	D	WIRE	COLOR	WT
	(size)				(length)		(lb)
<b>12 VOLT</b>							
S0801-0000	1/4"	0.312"	0.09"	0.825"	24.00"	white	0.02
S0801-000R	1/4"	0.312"	0.09"	0.825"	24.00"	red	0.02
S0801-000B	1/4"	0.312"	0.09"	0.825"	24.00"	blue	0.02
S0801-000G	1/4"	0.312"	0.09"	0.825"	24.00"	green	0.02
S0801-000Y	1/4"	0.312"	0.09"	0.825"	24.00"	yellow	0.02
<b>24 VOLT DC</b>							
S0802-0000	1/4"	0.312"	0.09"	0.825"	24.00"	white	0.02
S0802-000R	1/4"	0.312"	0.09"	0.825"	24.00"	red	0.02
S0802-000Y	1/4"	0.312"	0.09"	0.825"	24.00"	yellow	0.02



## TRI STAR

HOUSING: 316 STAINLESS



**NOTE:**  
VERY COMPACT SELF CONTAINED UNIT WITH 3 LEDS. LARGE ENOUGH TO USE IN LANDSCAPE BETWEEN PLANTS, ROCKS OR PAVING. WATERPROOF TO 10 FEET; MOST EFFICIENT IN POWER CONSUMPTION 20 MA @13 VDC (TYPICAL), THE SAME AS ONE SINGLE MICRO STAR™.

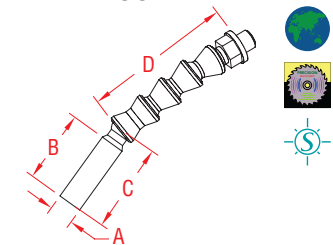


ITEM	A	B	C	COLOR	WT
	(size)				(lb)
<b>12 VOLT</b>					
S0803-0000	1/2"	1.25"	1.75"	white	0.07
S0803-000R	1/2"	1.25"	1.75"	red	0.07



## TRI STAR WITH STALK

HOUSING: 316 STAINLESS, LOC-LINE™



**NOTE:**  
TRI STAR IS ATTACHED TO FLEXIBLE STALK. MOST EFFICIENT IN POWER CONSUMPTION 20 MA @13 VDC (TYPICAL), PLUS THE ADDITION OF DIRECTING LIGHT WHERE NEEDED. IDEAL FOR CHART TABLES, AS A WORKLIGHT ON MACHINES AND IN LANDSCAPE OR ARCHITECTURAL APPLICATIONS.



ITEM	A	B	C	D	COLOR	WT
	(size)					(lb)
<b>12 VOLT</b>						
S0803-1040	1/2"	1.25"	1.75"	4.00"	white	0.10
S0803-104R	1/2"	1.25"	1.75"	4.00"	red	0.10
S0803-1080	1/2"	1.25"	1.75"	8.00"	white	0.13
S0803-108R	1/2"	1.25"	1.75"	8.00"	red	0.13
S0803-1120	1/2"	1.25"	1.75"	12.00"	white	0.16
S0803-112R	1/2"	1.25"	1.75"	12.00"	red	0.16



Key:



Made in USA



Drop Forged



Precision Machined



Wire Formed



Suncor Exclusive



Import



Precision Cast



Stamped



Load Rated



New Product

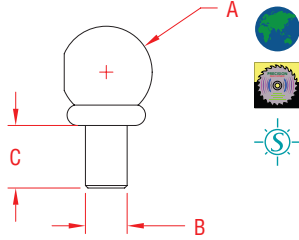
ORDERS ONLY: 800-394-2222 (USA+CANADA)

All logos, icons, images, measurements and descriptions are the sole property of Suncor Stainless, Inc. © 2020 Suncor Stainless, Inc.



## TRI STAR BALL

HOUSING: 316 STAINLESS



**NOTE:**  
SELF CONTAINED BALL HOUSING HAS 3 LEDS AND IS THREADED. COMES WITH NUT. IT HAS ALL THE FEATURES OF THE TRI STAR: WATERPROOF TO 10 FEET; MOST EFFICIENT IN POWER CONSUMPTION 20 MA @13 VDC (TYPICAL). IDEAL FOR RAILINGS AND OTHER ARCHITECTURAL AND MARINE APPLICATIONS.

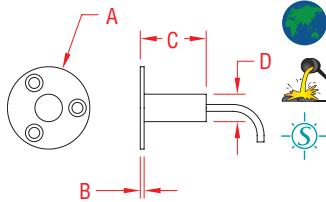



ITEM	A	B	C	COLOR	WT
	(size)				(lb)
<b>12 VOLT</b>					
S0803-2000	1-1/8"	0.50"	0.63"	white	0.23
S0803-200R	1-1/8"	0.50"	0.63"	red	0.23



## TRI STAR FACEMOUNT

HOUSING: 316 STAINLESS




**NOTE:**  
A VERY LOW PROFILE VERSION OF THE TRI STAR WITH ALL ITS FEATURES: WATERPROOF TO 10 FEET; MOST EFFICIENT IN POWER CONSUMPTION 20 MA @13 VDC (TYPICAL). THE SELF-CONTAINED HOUSING PROTRUDES ONLY 1/16" AND CAN BE MOUNTED FROM THE FRONT USING COUNTERSUNK SCREWS FOR EASY REMOVAL OR RIVETS FOR ADDED SECURITY.



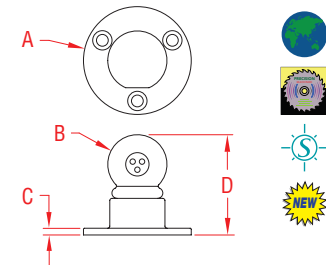
ITEM	A	B	C	D	COLOR	WT
	(size)					(lb)
<b>12 VOLT</b>						
S0803-5000	1-1/2"	0.13"	1.20"	0.50"	white	0.08
S0803-500R	1-1/2"	0.13"	1.20"	0.50"	red	0.08

**NOTE:**  
REFERENCE "FASTENER MATCHING CHART" (PAGE 165) FOR COMPATIBLE FASTENERS.



## TRI STAR SURFACE MOUNT

HOUSING: 316 STAINLESS



**NOTE:**  
SELF-CONTAINED BALL HOUSING HAS 3 LED LIGHTS. IT HAS ALL THE FEATURES OF THE TRI STAR: WATERPROOF TO 10 FEET; MOST EFFICIENT IN POWER CONSUMPTION 20 MA @ 13VDC (TYPICAL). MOUNT USING 3, #8 SCREWS. IDEAL FOR MOUNTING TO RAILING POSTS FOR SURFACE ILLUMINATION.

ITEM	A	B	C	D	COLOR	FAST.	WT
	(size)						(lb)
<b>12 VOLT DC</b>							
S0803-1000	1-1/8"	2.00"	0.13"	1.86"	white	#8	0.40



LIMITED LIFETIME WARRANTY

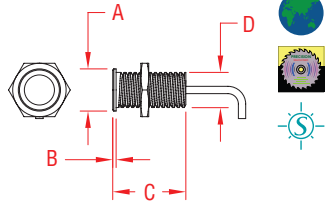
 **SUNCOR STAINLESS®**

TEL 508-732-9191 • FAX 508-732-9798 • ORDERS ONLY 800-394-2222


www.suncorstainless.com

## TRI STAR BACK MOUNT

HOUSING: 316 STAINLESS



**NOTE:**  
A VERY LOW PROFILE AND SMALL FACE VERSION OF THE TRI STAR WITH ALL ITS FEATURES: WATER-PROOF TO 10 FEET; MOST EFFICIENT IN POWER CONSUMPTION 20 MA @13 VDC (TYPICAL). IT CAN BE MOUNTED THROUGH MATERIAL UP TO 3/4" THICK AND SECURED FROM THE BACK WITH A NUT. FRONT IS COMPLETELY FLUSH, INCLUDING A RESIN OVER THE LED, GIVING DIFFUSED LIGHT.

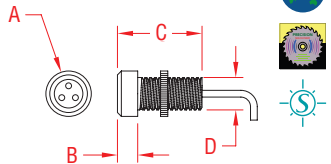


ITEM	A	B	C	D	COLOR	WT
	(size)					(lb)
<b>12 VOLT</b>						
S0803-6000	3/4"	0.06"	1.27"	0.63"	white	0.09
S0803-600R	3/4"	0.06"	1.27"	0.63"	red	0.09




## TRI STAR BULKHEAD MOUNT

HOUSING: 316 STAINLESS



**NOTE:**  
SELF CONTAINED HEAVY DUTY THREADED HOUSING WITH ALL THE FEATURES OF THE TRI STAR. FOR INDUSTRIAL OR MARINE APPLICATIONS. IT CAN BE MOUNTED THROUGH MATERIAL UP TO 3/4" THICK AND SECURED FROM THE BACK WITH THE NUT. LED IS NOT COVERED BY A RESIN ALLOWING DIRECT LIGHT.

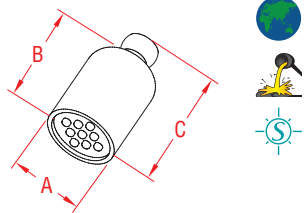


ITEM	A	B	C	D	COLOR	WT
	(size)					(lb)
<b>12 VOLT</b>						
S0803-7000	3/4"	0.31"	1.30"	0.50"	white	0.05
S0803-700R	3/4"	0.31"	1.30"	0.50"	red	0.05



## 9 STAR CLUSTER


HOUSING: 316 STAINLESS



**NOTE:**  
SUNCOR'S BRIGHTEST STAR: LIGHT OUTPUT IS 9X THE MICRO STAR™. SELF CONTAINED HOUSING WITH 9 LED. CAN BE ATTACHED TO FLEXIBLE STALK TO GET ADJUSTABLE SUPERIOR LIGHT WHERE NEEDED. IDEAL FOR CHART TABLES, AS WORKLIGHT, SPOT-LIGHT OR IN LANDSCAPE APPLICATIONS. WATERPROOF TO 10 FEET, POWER CONSUMPTION 60 MA @13 VDC (TYPICAL).



ITEM	A	B	C	COLOR	WT
	(size)				(lb)
<b>12 VOLT</b>					
S0809-0000	1"	1.31"	1.75"	white	0.14
S0809-000R	1"	1.31"	1.75"	red	0.14
S0809-000Y	1"	1.31"	1.75"	yellow	0.14



Key:



Made in USA



Drop Forged



Precision Machined



Wire Formed



Suncor Exclusive



Import



Precision Cast



Stamped



Load Rated



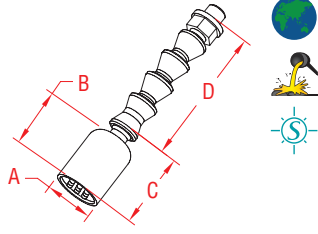
New Product

ORDERS ONLY: 800-394-2222 (USA+CANADA)


All logos, icons, images, measurements and descriptions are the sole property of Suncor Stainless, Inc. © 2020 Suncor Stainless, Inc.

## 9 STAR CLUSTER WITH STALK


HOUSING: 316 STAINLESS, LOC-LINE™



**NOTE:**  
SUNCOR'S BRIGHTEST STAR: LIGHT OUTPUT IS 9X THE MICRO STAR™. SELF CONTAINED HOUSING WITH 9 LED. FLEXIBLE STALK IS EITHER 4", 8" OR 12" LONG. WATERPROOF TO 10 FEET, POWER CONSUMPTION 60 MA @13 VDC (TYPICAL).

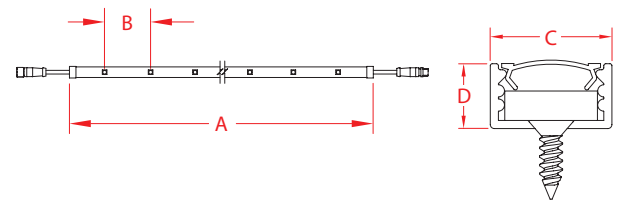



ITEM	A	B	C	D	COLOR	WT
	(size)					(lb)
<b>12 VOLT</b>						
S0809-1040	1"	1.31"	1.75"	4.00"	white	0.17
S0809-104R	1"	1.31"	1.75"	4.00"	red	0.17
S0809-104Y	1"	1.31"	1.75"	4.00"	yellow	0.17
S0809-1080	1"	1.31"	1.75"	8.00"	white	0.20
S0809-108R	1"	1.31"	1.75"	8.00"	red	0.20
S0809-108Y	1"	1.31"	1.75"	8.00"	yellow	0.20
S0809-1120	1"	1.31"	1.75"	12.00"	white	0.23
S0809-112R	1"	1.31"	1.75"	12.00"	red	0.23
S0809-112Y	1"	1.31"	1.75"	12.00"	yellow	0.23



## MICRO STAR™ LED LIGHT BAR

HOUSING: ALUMINUM



**CAUTION: USE DC TRANSFORMER ONLY**

ITEM	A	B	C	D	COLOR	LED QTY	WT
	(length)				(channel)	(per light bar)	(lb)
S0825-0018-BK	18.00"	3.00"	0.59"	0.32"	Black	6	0.19
S0825-0018-BZ	18.00"	3.00"	0.59"	0.32"	Bronze	6	0.19
S0825-0018-MT	18.00"	3.00"	0.59"	0.32"	Metallic Silver	6	0.19
S0825-0018-WH	18.00"	3.00"	0.59"	0.32"	White	6	0.19
S0825-0030-BK	30.00"	3.00"	0.59"	0.32"	Black	10	0.33
S0825-0030-BZ	30.00"	3.00"	0.59"	0.32"	Bronze	10	0.33
S0825-0030-MT	30.00"	3.00"	0.59"	0.32"	Metallic Silver	10	0.33
S0825-0030-WH	30.00"	3.00"	0.59"	0.32"	White	10	0.33
S0825-0042-BK	42.00"	3.00"	0.59"	0.32"	Black	14	0.47
S0825-0042-BZ	42.00"	3.00"	0.59"	0.32"	Bronze	14	0.47
S0825-0042-MT	42.00"	3.00"	0.59"	0.32"	Metallic Silver	14	0.47
S0825-0042-WH	42.00"	3.00"	0.59"	0.32"	White	14	0.47

**NOTE:**  
LIGHT BAR FEATURES A FLEXIBLE LED LIGHT STRIP OF NATURAL WHITE LED LIGHTS SET INTO A POWDERCOATED ALUMINUM CHANNEL WITH A CLEAR PLASTIC LENS. EACH KIT COMES WITH LENS, LED STRIP, CHANNEL AND FASTENERS. MALE/FEMALE SCREW CONNECTORS MAKE INSTALLATION QUICK AND EASY. IDEAL FOR MOUNTING TO UNDER SIDE OF HANDRAILS FOR SURFACE ILLUMINATION. USE WITH LOW VOLTAGE TRANSFORMER (MICRO STAR™ TRANSFORMER) AND WIRING. #4 FASTENERS INCLUDED.

## MICRO STAR™ TRANSFORMERS



ITEM	AMP	A	B	C	SOURCE	WT
		(width)	(height)	(depth)		(lb)
<b>DC TRANSFORMERS</b>						
S0832-0001	1	2.72"	3.53"	2.21"	100-240Vac - 50/60HZ	0.70
S0832-0005	5	1.97"	5.51"	1.42"	100-240Vac - 50/60HZ	1.65

**NOTE:**  
DC TRANSFORMERS ARE COMPRISED OF HEAVY-DUTY WATER RESISTANT MATERIAL. USE WITH MICRO STAR™ LED LIGHTING. RISK OF ELECTRICAL SHOCK. INSTALL ONLY TO A COVERED CLASS A GFCI RECEPTACLE THAT HAS A WEATHERPROOF ENCLOSURE WITH THE ATTACHMENT PLUG CAP INSERTED OR REMOVED. S0832-0005 FEATURES 6 FT. POWER CORD AND 10 FT. CONNECTOR LEAD.

**LIMITED LIFETIME WARRANTY**

**SUNCOR STAINLESS®**

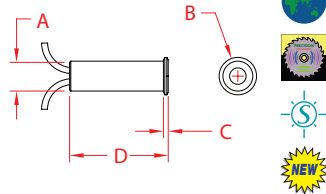
TEL 508-732-9191 • FAX 508-732-9798 • ORDERS ONLY 800-394-2222

www.suncorstainless.com




## MICRO STAR™ LED LIGHT

HOUSING: 316 STAINLESS




**NOTE:**  
THE SMALLEST SELF-CONTAINED LED ON THE MARKET. ONLY NEEDS 1/4" BORE FOR HOUSING OR 3/8" HOLE IF USED WITH GROMMET. MICRO STAR™ LED LIGHT SITS FLUSH IN RECESSED AREA. SEALED WITH WATERPROOF EPOXY. USE WITH THE LOW VOLTAGE TRANSFORMER (MICRO STAR™ TRANSFORMER) AND WIRING.



ITEM	A	B	C	D	E	COLOR	WT
					(length)		(lb)
<b>12 VOLT DC</b>							
S0801-PC01	1/4"	0.312"	0.09"	0.825"	10.00"	white	0.02

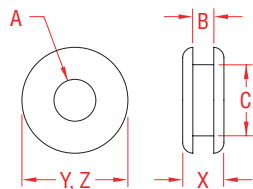
**CAUTION: USE DC TRANSFORMER ONLY**

**STANDARD GROMMET INCLUDED WITH S0801-PC01 ACCOMMODATES MOUNTING INTO MATERIAL UP TO 1/16" THICK.**



## MICRO STAR™ GROMMETS

RUBBER




ITEM	A	B	C	X	Y	Z	QTY	WT
				(height)	(length)	(width)		(lb)
S0801-GR0701-10	1/4"	1/16"	3/8"	0.19"	0.48"	0.48"	10	0.01
S0801-GR0703-10	1/4"	1/8"	7/16"	0.24"	0.62"	0.62"	10	0.01
S0801-GR0705-10	1/4"	3/16"	7/16"	0.31"	0.62"	0.62"	10	0.01
S0801-GR0707-10	1/4"	1/4"	7/16"	0.38"	0.62"	0.62"	10	0.01

**NOTE:**  
S0801-GR0701-0707 GROMMET SERIES IS DESIGNED TO ALLOW MOUNTING OF S0801-PC01 MICRO STAR™ LIGHTS INTO MATERIAL UP TO 1/4" THICK. STANDARD S0801-PC01 GROMMET ACCOMMODATES MATERIAL UP TO 1/16" THICK.

**ALL DIMENSIONS ARE NOMINAL (+/- 3%) AND ARE SUBJECT TO CHANGE WITHOUT NOTICE.**

## MICRO STAR™ TRANSFORMER WIRING HARNESS




ITEM	AMP	LENGTH	CONNECTION	WT
				(lb)
S0825-TF160	1	66.00"	Screw	0.12
S0825-TW560	5	64.00"	Screw	0.13

**CAUTION: USE DC TRANSFORMER ONLY**

**NOTE:**  
FOR USE WITH MICRO STAR™ TRANSFORMER. FEATURES SCREW CONNECTION (FEMALE). S0825-TF160 REQUIRES SOLDERING OR CRIMPING. LENGTHS ARE APPROXIMATE.

## MICRO STAR™ JUMPER



ITEM	LENGTH	CONNECTION	WT
			(lb)
S0825-JMPR-SC	12.00"	Screw	0.02

**CAUTION: USE DC TRANSFORMER ONLY**

**NOTE:**  
FEATURES MALE AND FEMALE SCREW CONNECTIONS. USE TO PASS THROUGH POSTS AND CONNECT TO WIRE HARNESSES AND MICRO STAR™ LED LIGHTS. LENGTH IS APPROXIMATE.



Key:



ORDERS ONLY: 800-394-2222 (USA+CANADA)

## MICRO STAR™ EXTENSION



ITEM	LENGTH	CONNECTION	WT
S0825-EX60-PT	60.00"	Push	0.07 (lb)
S0825-EX60-SC	60.00"	Screw	0.08
S0825-EX300-SC	300.00"	Screw	0.34

**CAUTION: USE DC TRANSFORMER ONLY**

**NOTE:**  
FEATURES MALE AND FEMALE SCREW OR PUSH CONNECTIONS.  
USE TO CONNECT WIRE HARNESSES AND MICRO STAR™ LED LIGHTS.  
LENGTHS ARE APPROXIMATE.

## MICRO STAR™ EXTENSION WIRING



ITEM	LENGTH	CONNECTION	WT
S0825-JF08-SC	8.00"	Screw	0.01 (lb)
S0825-JM08-SC	8.00"	Screw	0.01
S0825-JF12-PT	13.00"	Push	0.02
S0825-JM12-PT	13.00"	Push	0.02

**CAUTION: USE DC TRANSFORMER ONLY**

**NOTE:**  
FEATURES MALE OR FEMALE SCREW OR PUSH CONNECTIONS.  
EXTENSION WIRE FOR CUSTOM LENGTHS AND WHERE JUMPERS WON'T FIT THROUGH POST HOLES. SOLDERING OR CRIMPING REQUIRED.  
LENGTHS ARE APPROXIMATE.

## MICRO STAR™ 3-WAY BRANCH CONNECTOR



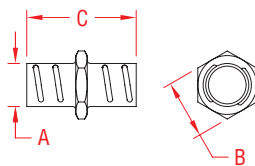
ITEM	LENGTH	CONNECTION	WT
S0825-3000-PT	12.00"	Push	0.05 (lb)
S0825-3000-SC	12.00"	Screw	0.06

**CAUTION: USE DC TRANSFORMER ONLY**

**NOTE:**  
FEATURES MALE AND FEMALE SCREW OR PUSH CONNECTIONS. USED TO CONNECT MULTIPLE WIRING HARNESSES AND MICRO STAR™ LED LIGHTS. LENGTHS ARE APPROXIMATE.

## SCREW-IN COUPLING

316 STAINLESS STEEL

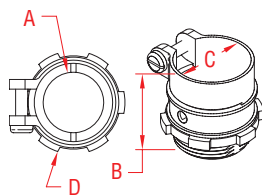


ITEM	A	B	C	WT
	(size)			(lb)
S0851-0013	1/2"	0.94"	1.81"	0.05
S0851-0020	3/4"	1.10"	2.08"	0.07
S0851-0025	1"	1.35"	2.45"	0.12

**NOTE:**  
FOR USE WITH FLEXIBLE CONDUIT.

## STRAIGHT CONNECTOR

316 STAINLESS STEEL



ITEM	A	B	C	D	WT
	(size)				(lb)
S0852-0010	3/8"	0.99"	0.60"	0.75"	0.08
S0852-0013	1/2"	1.48"	0.95"	0.75"	0.11
S0852-0020	3/4"	1.59"	1.08"	1.00"	0.18
S0852-0025	1"	1.99"	1.35"	1.25"	0.28
S0852-0032	1-1/4"	2.05"	1.62"	1.50"	0.39

**NOTE:**  
FOR USE WITH FLEXIBLE CONDUIT.

**LIMITED LIFETIME WARRANTY**

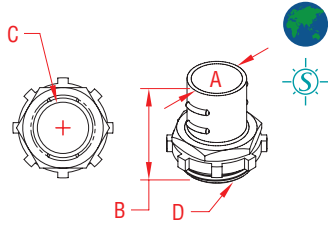
**SUNCOR STAINLESS®**

TEL 508-732-9191 • FAX 508-732-9798 • ORDERS ONLY 800-394-2222

www.suncorstainless.com

## SCREW-IN CONNECTOR

316 STAINLESS STEEL

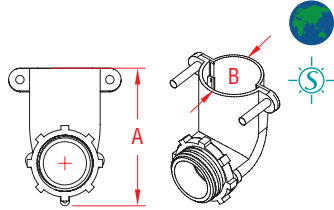


ITEM	A	B	C	D	WT
	(size)				(lb)
S0853-0010	3/8"	1.31"	0.28"	0.75"	0.07
S0853-0013	1/2"	1.36"	0.48"	0.75"	0.08
S0853-0020	3/4"	1.49"	0.69"	1.00"	0.12
S0853-0025	1"	1.82"	0.86"	1.25"	0.20
S0853-0032	1-1/4"	1.99"	1.07"	1.50"	0.29

**NOTE:**  
FOR USE WITH FLEXIBLE CONDUIT.

## ELBOW CONNECTOR

316 STAINLESS STEEL



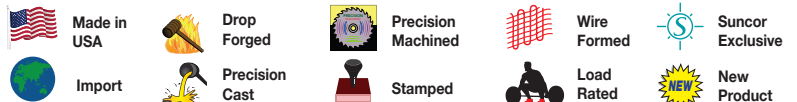
ITEM	SIZE	A	B	WT
				(lb)
S0854-0010	3/8"	1.89"	0.44"	0.13
S0854-0013	1/2"	2.17"	0.67"	0.16
S0854-0020	3/4"	2.41"	0.84"	0.24
S0854-0025	1"	2.96"	1.16"	0.46
S0854-0032	1-1/4"	3.79"	1.58"	1.01

**NOTE:**  
FOR USE WITH FLEXIBLE CONDUIT.



ORDERS ONLY: 800-394-2222  
(USA+CANADA)

Key:



All logos, icons, images, measurements and descriptions are the sole property of Suncor Stainless, Inc.  
© 2020 Suncor Stainless, Inc.



SUNCOR STAINLESS, INC.

# TRAILER

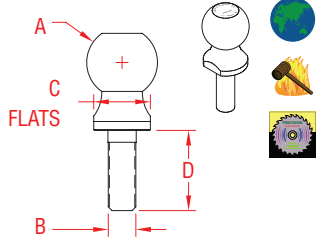


[www.suncorstainless.com](http://www.suncorstainless.com)

## HITCH BALL



**304 STAINLESS STEEL**



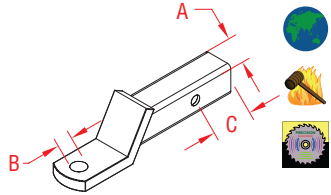
ITEM	A	B	C	D	CAPACITY	WT
	(ball size)	(shank)			(lb)	(lb)
C0260-4720	1-7/8"	0.75"	1.50"	2.12"	2,000	1.83
C0260-4725	1-7/8"	1.00"	1.50"	2.12"	2,000	2.25
C0260-5020	2"	0.75"	1.75"	2.12"	3,500	2.10
C0260-5025	2"	1.00"	1.75"	2.12"	5,000	2.56
C0260-6025	2-5/16"	1.00"	2.00"	2.12"	6,000	3.00

**NOTE:**  
MIRROR POLISHED. SOLID 304. TWO FLATS AT THE BASE ALLOW EASY HOLDING DURING INSTALLATION. TORQUE TO 160 FT LB MIN. TOWING CAPACITY AND SIZE ARE PERMANENTLY MARKED ON TOP. SOLD WITH LOCK WASHER AND NUT IN CLAMSHELL PACK.

## TRAILER TONGUE



**304 STAINLESS STEEL**



ITEM	A	B	C	WT
	(size)			(lb)
C0266-0000	2"	1.00"	2.75"	7.82

**SPACER W/ WASHER FOR 3/4" SHANK**  
C0266-0001

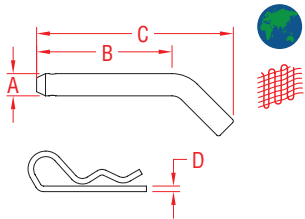
**NOTE:**  
PRECISION CRAFTED AND MIRROR POLISHED, THIS HEAVY DUTY TRAILER TONGUE IS DESIGNED TO FIT INTO A 2" RECEIVER AND IS DRILLED TO ACCEPT A 1" SHANK HITCH BALL. SPACER & WASHER AVAILABLE TO ACCOMMODATE SUNCOR'S 3/4" SHANK HITCH BALLS. PACKAGED WITH BARCODE AND LABEL.



## TRAILER PIN



**304 STAINLESS STEEL**



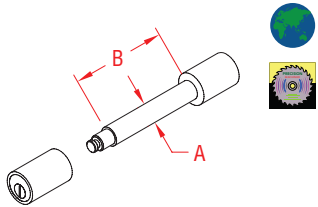
ITEM	A	B	C	D	WT
	(size)				(lb)
C0267-0000	5/8"	4.00"	5.05"	5/32"	0.55

**NOTE:**  
PIN DESIGNED FOR SQUARE RECEIVER HITCH, INCLUDES RETAINING PIN. HEAVY-DUTY CONSTRUCTION. NON-CORROSIVE STAINLESS STEEL, ASSURES YEARS OF SERVICE AND DURABILITY. PACKAGED AND BARCODED.

## LOCKING TRAILER PIN



**304 STAINLESS STEEL**



ITEM	A	B	WT
	(size)		(lb)
C0267-1000	1/2" or 5/8"	2.72"	1.05

**NOTE:**  
MADE FROM HIGH QUALITY STAINLESS STEEL, SUNCOR'S TRAILER PIN LOCK OFFERS YEARS OF SERVICE AND RELIABILITY. HEAVY-DUTY CONSTRUCTION FEATURES A "NO FAIL" LOCKING LUG THAT IS BUILT TO LAST. EASY OPERATION. TURN THE KEY TO LOCK AND UNLOCK, WHICH MEANS IT CANNOT BE MISTAKINGLY LOCKED. CORROSION RESISTANT. FEATURES A REMOVABLE SLEEVE TO ADAPT TO EITHER 1/2" OR 5/8" THROUGH HOLE DIAMETERS. INCLUDES TWO KEYS. PACKAGED AND BARCODED.

## TRAILER KIT



**304 STAINLESS STEEL**

**Kit Includes:**  
Trailer Tongue  
Hitch Ball  
Trailer Pin w/ Ret. Pin

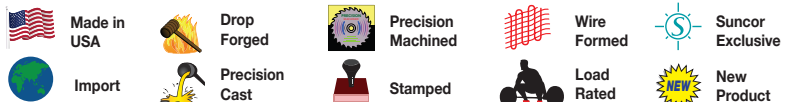
ITEM	A	B	C	CAPACITY	WT
	(hitch ball)	(tongue)	(pin)	(lb)	(lb)
C0268-2000	1-7/8"	2"	5/8"	2,000	10.50
C0268-3500	2"	2"	5/8"	5,000	10.81
C0268-6000	2-5/16"	2"	5/8"	6,000	11.25

**NOTE:**  
COMPLETE STAINLESS STEEL TRAILER KIT. EVERYTHING NEEDED FOR DEPENDABLE TOWING. REFER TO OTHER PAGES IN CHAPTER FOR MORE INFORMATION ON THESE COMPONENTS AND OTHER TRAILER PRODUCTS.

**THIS TRAILER KIT FEATURES SUNCOR'S QUALITY 1" SHANK HITCH BALLS, 2" SQUARE TRAILER TONGUE, AND 5/8" TRAILER PIN WITH RETAINING PIN SHOWN ABOVE. PACKAGED AND BARCODED.**



**Key:**




**ORDERS ONLY: 800-394-2222**  
(USA+CANADA)

All logos, icons, images, measurements and descriptions are the sole property of Suncor Stainless, Inc.  
© 2020 Suncor Stainless, Inc.



## TRAILER COUPLER 304 STAINLESS STEEL



ITEM	BALL (size)	CHANNEL WIDTH (width)	TOWING CAPACITY (lb)	WT (lb)
C0265-4765	1-7/8"	2.50"	2,000	2.42
C0265-5050	2"	2.00"	3,500	3.85
C0265-5075	2"	3.00"	3,500	4.38

**NOTE:**  
PRECISION FORMED, SOLID 304. QUALITY LATCHING MECHANISM FEATURES A HEAVY DUTY SAFETY LATCH TO HELP PREVENT ACCIDENTAL UNCOUPLING AND A PADLOCK HOLE WITH PROVIDED "QUICK PIN" FOR TRAILER SECURITY. USES 1/2" X 3" BOLTS. TOWING CAPACITY AND SIZE ARE PERMANENTLY MARKED ON TOP.

**CAUTION: CHECK NUT ON COUPLER BOTTOM AND TIGHTEN BEFORE USE.**

## TRAILER WINCH 304 / 410 STAINLESS STEEL



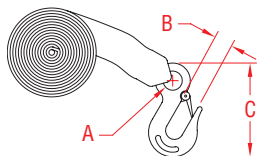
ITEM	LENGTH (size)	WIDTH	HEIGHT	WLL (lb)	WT (lb)
C0270-0001	7.25"	4.25"	6.00"	1,200	5.60

**NOTE:**  
RATCHET LEVER CAN BE SET TO FORWARD, NEUTRAL OR REVERSE. MEASURED WITHOUT HANDLE INSTALLED.

C0270-2001 WINCH WITH STRAP AND HOOK 6.89

**NOTE:**  
WINCH AS ABOVE WITH WEBBING AND HOOK INCLUDED. ASSEMBLY IS WINCH, AN INSTALLED 20' WEB STRAP AND A FORGED EYE HOOK. REPLACEMENT STRAPS SOLD SEPARATELY: S0270-2050.

## WEBBING AND HOOK 316 STAINLESS STEEL



ITEM	WEBBING (length)	A	B	C	WLL (lb)	WT (lb)
C0270-2050	20 FT.	0.64"	0.70"	4.00"	1,600	1.25

**NOTE:**  
HOOK IS FORGED STAINLESS 316 WITH SAFETY LATCH, ITEM S0454-0008 SHOWN ON PAGE 57.

WEBBING IS HIGH QUALITY, BLACK NYLON.

CAN BE USED SEPARATELY OR WITH WINCH S0270-0001. SIZE, WLL, LOGO, AND SS316 ARE PERMANENTLY FORGED INTO BODY OF HOOK.

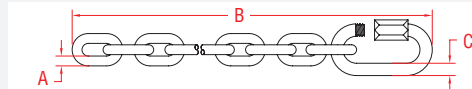
## TRAILER CHAIN PACK 316L STAINLESS STEEL



ITEM	A (size)	B (length)	C (end link)	WLL (lb)	WT (lb)
C0275-0001	1/4"	24"	5/16"	1,600	1.35
C0275-0002	5/16"	24"	3/8"	2,400	2.20
C0275-0001-2	1/4"	24"	5/16"	1,600	2.70
C0275-0002-2	5/16"	24"	3/8"	2,400	4.40

**PAIRS**

**NOTE:**  
FOR ADDITIONAL SAFETY, THIS KIT CONTAINS ONE HIGH QUALITY QUICK LINK, PERMANENTLY MARKED WITH WLL, LOGO, SS316. CHAIN IS U.S. PRODUCED STAINLESS STEEL CHAIN, SHOWN ON PAGE 12 AS #S0602.



## RATCHET ASSEMBLY - "S" HOOKS 304 STAINLESS STEEL & WEBBING



ITEM	WEBBING (width)	LENGTH (overall)	LENGTH (fixed end)	WLL (lb)	HOOKS (part #)	WT (lb)
S0201-SS05	1"	5'	12"	200	S0212-0025	0.85
S0201-SS10	1"	10'	12"	200	S0212-0025	0.99
S0201-SS20	1"	20'	12"	200	S0212-0025	1.29
S0203-SS05	1-1/2"	5'	14"	300	S0212-0038	2.38
S0203-SS10	1-1/2"	10'	14"	300	S0212-0038	2.58
S0203-SS20	1-1/2"	20'	14"	300	S0212-0038	2.98
S0204-SS05	2"	5'	17"	400	S0212-0050	3.72
S0204-SS10	2"	10'	17"	400	S0212-0050	4.01
S0204-SS20	2"	20'	17"	400	S0212-0050	4.61

**NOTE:**  
FOR MORE DETAILS ON THIS RATCHET ASSEMBLY AND OTHERS, PLEASE REFER TO PAGES 102-113 IN THE WEBBING SECTION OF THIS CATALOG.

**LIMITED LIFETIME WARRANTY**

# SUNCOR STAINLESS®

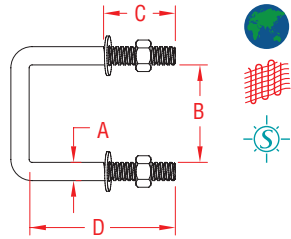
TEL 508-732-9191 • FAX 508-732-9798 • ORDERS ONLY 800-394-2222

www.suncorstainless.com



## TRAILER U-BOLT

304 STAINLESS STEEL

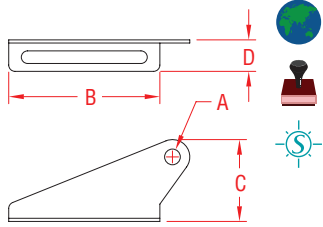


ITEM	A	THREAD	B	C	D	WLL	WT
	(size)					(lb)	(lb)
S0276-102X4	1/2"	1/2" - 13	2.13"	1.50"	4.00"	2,020	0.68
S0276-103X3	1/2"	1/2" - 13	3.13"	1.50"	3.00"	2,020	0.65
S0276-103X4	1/2"	1/2" - 13	3.13"	2.00"	4.00"	2,020	0.70
S0276-103X5	1/2"	1/2" - 13	3.13"	3.00"	5.00"	2,020	0.75
S0276-103X6	1/2"	1/2" - 13	3.13"	3.00"	6.00"	2,020	0.80
S0276-104X3	1/2"	1/2" - 13	4.13"	1.50"	3.00"	2,020	0.70

**NOTE:**  
**STAINLESS TRAILER U-BOLTS ARE INTENDED TO REPLACE OR UPGRADE ORIGINAL TRAILER PARTS. EACH SET INCLUDES 2 NUTS AND 2 WASHERS.**

## SPLIT ROLLER BRACKET

304 STAINLESS STEEL



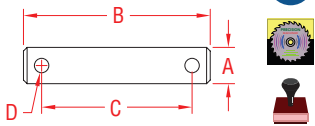
ITEM	A	B	C	D	WT
	(size)				(lb)
S0279-0001	5/8"	6.00"	3.25"	1.25"	0.50

**NOTE:**  
**SPLIT ROLLER BRACKETS ALLOW FOR ADJUSTMENT TO ANY WIDTH. ROLLER PIN HOLE IS 5/8". SOLD AS MATCHED SET, LEFT AND RIGHT. POLISHED STAINLESS 304. FASTENERS NOT INCLUDED.**

**OTHER BRACKETS IN STAINLESS ON SPECIAL BULK ORDER. PLEASE CALL FOR AVAILABILITY.**

## ROLLER SHAFTS & PALL NUTS

304 STAINLESS STEEL



ITEM	A	B	C	D	WT
	(diameter)	(length)		(cotter hole)	(lb)
S0278-07075	1/4"	3.00"	2.62"	1/8" (2)	0.05
S0278-07125	1/4"	5.00"	4.62"	1/8" (2)	0.08
S0278-07175	1/4"	7.00"	6.62"	1/8" (2)	0.11
S0278-08075	5/16"	3.00"	2.62"	1/8" (2)	0.07
S0278-08125	5/16"	5.00"	4.62"	1/8" (2)	0.12
S0278-08175	5/16"	7.00"	6.62"	1/8" (2)	0.16
S0278-10075	3/8"	3.00"	2.62"	1/8" (2)	0.10
S0278-10125	3/8"	5.00"	4.62"	1/8" (2)	0.17
S0278-10175	3/8"	7.00"	6.62"	1/8" (2)	0.23
S0278-13075	1/2"	3.00"	2.50"	1/8" (2)	0.18
S0278-13125	1/2"	5.00"	4.50"	1/8" (2)	0.29
S0278-13135	1/2"	5.38"	4.50"	1/8" (2)	0.30
S0278-13160	1/2"	6.38"	5.50"	1/8" (2)	0.36
S0278-13175	1/2"	7.00"	6.50"	1/8" (2)	0.40
S0278-16075	5/8"	3.00"	2.38"	3/16" (2)	0.27
S0278-16125	5/8"	5.00"	4.38"	3/16" (2)	0.45
S0278-16135	5/8"	5.38"	4.50"	1/8" (2)	0.48
S0278-16160	5/8"	6.38"	5.50"	1/8" (2)	0.57
S0278-16175	5/8"	7.00"	6.38"	3/16" (2)	0.62
S0278-16240	5/8"	9.38"	8.50"	1/8" (2)	0.82
S0278-16290	5/8"	11.38"	10.50"	1/8" (2)	1.01
S0278-16340	5/8"	13.38"	12.50"	1/8" (2)	1.16
S0278-20075	3/4"	3.00"	2.25"	3/16" (2)	0.39
S0278-20125	3/4"	5.00"	4.25"	3/16" (2)	0.64
S0278-20175	3/4"	7.00"	6.25"	3/16" (2)	0.89
S0278-25075	1"	3.00"	2.00"	1/4" (2)	0.67
S0278-25125	1"	5.00"	4.00"	1/4" (2)	1.12
S0278-25175	1"	7.00"	6.00"	1/4" (2)	1.57

**NOTE:**  
**DRILLED AT BOTH ENDS TO ACCEPT PROVIDED 1/8" COTTER PINS OR USE WITH PALL NUTS. SHAFTS SOLD EACH; NUTS SOLD IN PAIRS.**

ITEM	A	QTY	WT
	(diameter)		(lb)
<b>PALL NUTS</b>			
S0278-0013-2	1/2"	PALL NUTS (2)	0.02
S0278-0016-2	5/8"	PALL NUTS (2)	0.03

For Other Tie-Down and Webbing Products, see our section starting on page 102.



For Eye Nuts and Eye Bolts, see pages 88-92 and 94-95.



For LED Lights see our LED section starting on page 147.



Key:



Made in USA



Drop Forged



Precision Machined



Wire Formed



Suncor Exclusive



Import



Precision Cast



Stamped



Load Rated



New Product

All logos, icons, images, measurements and descriptions are the sole property of Suncor Stainless, Inc.

© 2020 Suncor Stainless, Inc.


ORDERS ONLY: 800-394-2222 (USA+CANADA)

# ATLANTIS<sup>®</sup>

## RAIL SYSTEMS



RailEasy™ Cable Railing




NOVA II System



Nautilus System




Spectrum System



SunRail™ System



SunRail™ Latitude



Glass System

**Atlantis Rail** is a division of Suncor Stainless, Inc. and offers a complete line of stainless steel and aluminum railing systems with infill options of cable railing and glass panels. These pre-fabricated, modular systems make for quick and easy installations and feature unobstructed views that fit any indoor or outdoor, commercial or residential design. Call or click today!

## Stainless Steel Railing Systems

Telephone: 508-732-9191

Toll Free: 800-541-6829

Email: [info@atlantisrail.com](mailto:info@atlantisrail.com) Website: [www.atlantisrail.com](http://www.atlantisrail.com)



# RETAIL PACKAGING

RETAIL PACKAGING



Our pre-packaged merchandise enables you to stock with confidence, knowing each product is supplied with care and consistency. Clean looking stainless, durable packaging, and attractive graphics make for a better shopping experience. High quality product complimented with high quality packaging at a nominal charge. Suncor's in-house packaging facilities equals fast turnaround on orders. Call us to inquire about Suncor packaging programs.

## High Quality Product. High Quality Packaging.

Our packaging has eye-catching graphics and color. Depending on your needs, you can choose between shrink-wrapped cards, tie-on cards, polybags, blister boxes or labels.

The attractive tie-on cards make it easy for your customers to handle the items without damaging the packaging.

Custom poly-bagging, with printing on both sides of the bag, is available on our latest generation, automatic bagging machine.

Bar codes are standard on all pre-packaged Suncor items.

Suncor offers trade-outs to contract clients on pre-packaged items that are damaged or slow movers.

## Automated Packaging



## Packaged Items in Stock



## Fast Turn-Around



## Packaging/Assembly Dept.



## SUNCOR RETAIL PACKAGING IS A SMART CHOICE

High impact packaging is a top seller leaving customers satisfied.

### Standard Sizes

### Bar Coding

### Full Product Description

### Durable Packaging

### Colorful Graphics

### Packaging Programs Offered

### Suncor Sales Support



TEL 508-732-9191 • FAX 508-732-9798 • ORDERS ONLY 800-394-2222  
www.suncorstainless.com





MARINE ❖ INDUSTRIAL ❖ ARCHITECTURAL  
**STAINLESS STEEL PRODUCTS**

## QUALITY ASSURANCE

**Hundreds of stainless hardware to choose from!**

Please contact us to order or if you have any questions:

Tel: **800-394-2222**

Email: **sales@suncorstainless.com**

Website: **www.suncorstainless.com**

Suncor Stainless produces the highest performance quality stainless components in the industry, all backed by the industries only Limited Lifetime Warranty. Quality assurance is a core business practice at Suncor. Our dedicated quality team utilizes state-of-the-art testing equipment to ensure customer satisfaction on every part sold. As an ISO certified company, Suncor Stainless leads the industry in quality products and services.

**ISO  
9001:2015  
Certified**

ISO certification signifies that Suncor abides by the strictest standards of quality control and documentation. Our ISO program requires the constant testing of our products during and after the manufacturing stage, as well as, the constant improvement of our people processes and controls for product innovation and employee training. Under our ISO program, we guarantee our products and your customer satisfaction. Suncor Stainless, Inc. has truly set the bar for performance quality stainless steel.

### PRODUCT TESTING & QUALITY ASSURANCE

Suncor consistently tests all product that we sell in three areas: elemental metals content, stress and tensile strength, and physical salt spray for corrosion resistance proofing. Additionally, all products are physically inspected (PI) for design dimension and physical appearance.

#### Metal Content Testing

Suncor Stainless utilizes X-Ray Florescence (XRF) chemical analysis to determine the accurate metal content of our products before, during and after the manufacturing process. XRF is an elemental analysis technique that is highly accurate in determining major elements and providing a broad elemental survey in metals. Few companies own and utilize these devices due to the high cost of the equipment. We believe it is an investment worth its weight in gold.



XRF Scan Gun with stand and accessories



Scan results list the material composition

#### Stregnth Testing

Suncor uses a variety of instruments to test the strength of our parts against the stated specifications. Simply stated, we perform extensive stress tests (ST) on all products with stated load performances.



Tensile and stress testing capabilities up to 60 feet



Analyzing the results from pull testing



**SUNCOR STAINLESS®**

TEL 508-732-9191 • FAX 508-732-9798 • ORDERS ONLY 800-394-2222  
www.suncorstainless.com

## Corrosion Resistance Testing

Suncor performs extensive materials proofing for corrosion resistance, utilizing a sophisticated salt spray (SS) testing process. This places the product under the strain of 5 years of constant ocean water exposure. These machines are rare due to the cost and overhead of operation, but the investment ensures the elimination of undetectable issues before they happen.



Salt Spray Tester



Failed Components



Good and Bad Material Tested in Salt Spray

### TESTING CHART

#### Raw Material

XRF

#### Manufactured

XRF

PI

ST

#### Received

XRF

PI

ST

SS

Only after these tests do we enter the product into our inventory for distribution. Any product sampling that fails a given testing procedure requires extensive retesting of new samples until they are rejected or the issues are resolved. These tests allow Suncor Stainless, Inc. to set the bar for performance quality in the stainless steel manufacturing industry.



CNC Tube Drilling and Milling Machine

## STATE-OF-THE-ART MANUFACTURING & CUSTOM PARTS PRODUCTION

Suncor has moved aggressively into domestic manufacturing by investing millions of dollars in the past few years. This has given us the ability to respond quickly to customer demand for stock and custom products. We can now produce an almost infinitesimal line of custom parts and prototypes.



EuroTech CNC Lathe

### CNC Capabilities & Precision Welding

- CNC Lathe/Turning Machining
- CNC Swiss Screw Machining
- CNC Multi-Axis Lathe Machining
- CNC Milling Machining
- CNC Tube Drilling and Milling Machining
- TIG & MIG Welding



Custom Components

Suncor Stainless, Inc. can handle almost any stainless steel parts requirement in long run or short run. We can work with you to design, specify and manufacture complete parts or individual components. Call or click today to learn more about Suncor Stainless and our vast products and services!



CNC Milling Machine



CNC Swiss Screw Machine





	Chromium	Nickel	Max. Carbon	Max. Mangan.	Max. Phosph.	Max. Sulfer	Molybd.	Max. Silicon	Copper	Other Elements	Tensile	Yield	Approx. Hardness	Special Characteristics
<b>18-8</b> Also referred to as 300 series or A-2	17-20% Usually 17-19%	8-13% Usually 10.5%	.08% Usually .03-.05%	2%	2% Usually .045%	.03-15% Usually 3%		1%	0-4% Usually 2%-3%		80,000-150,000 usual range. After cold work: 100,000-125,000 typical for 1/4-5/8" dia.; 100,000 typical for 3/4-1" dia.; 80,000-90,000 typical over 1" dia.	40,000 min. After cold work: 80,000-90,000 typical for 1/4-5/8" dia.; 45,000-70,000 typical 3/4" & over dia.	B85-95	Most common designation for non-magnetic stainless fittings; encompasses 30-40 various mixtures of 301, 302, 303, 305 and XM7
<b>302</b>	17-19%	8-10%	.15%	2%	.045%	.03%		1%			90,000-125,000 Typical: 100,000	40,000 min. Typical: 50,000-70,000	B85-95	Higher carbon content than 302HQ or 304; ductile; often used in wire-type products such as springs, screens, cables; common material for flat washers
<b>303</b>	17-19%	8-10%	.15%	2%	.02%	.15% Min.	.6 Max.	1%			90,000-125,000	40,000 min	B85-95	Good for machineability in products such as large nuts; not for cold forming; higher carbon and sulfur may lower corrosion resistance.
<b>304</b>	18-20%	8-10.5%	.08%	2%	.45%	.03%		1%			85,000-150,000 usual range. After cold work: 125,000 typical for 1/4-5/8" dia.; 100,000 typical for 3/4-1" dia.; 90,000 typical above 1" dia.	40,000 min After cold work: 90,000 typical for 1/4-5/8" dia.; 50,000-70,000 typical for 3/4" & over dia.	B85-95	Most popular stainless for hex head cap screws; also frequently used for flat washers.
<b>304L</b>	18-20%	8-12%	.03%	2%	.045%	.03%		1%			Slightly lower than 304 due to lower carbon content			Low carbon increases corrosion resistance and welding capacity
<b>305</b>	17-19%	10.5-13%	.12%	2%	.045%	.03%		1%			80,000-140,000 usual range. After cold work: 100,000-120,000 typical for 1/4-5/8" dia.; 100,000 typical for 3/4-1" dia.; 80,000 typical over 1" dia.	40,000 min After cold work: 80,000-90,000 typical for 1/4-5/8" dia.; 45,000-65,000 typical for 3/4" & over dia.	B85-95	High nickel content lowers work hardening during severe cold forming and keeps parts non-magnetic
<b>316</b> Same as A-4	16-18.5%	10.5-14%	.08%	2%	.045%	.03%	2-3%	1%			85,000-145,000 usual range. After cold work: 120,000 typical for 1/4-5/8" dia.; 80,000 typical above 1" dia.	40,000 min After cold work: 80,000-90,000 typical for 1/4-5/8" dia.; 50,000-70,000 typical for 3/4" over dia.	B85-95	Addition to molybdenum increases corrosion resistance to chloride and sulfides.
<b>316L</b>	16-18%	11-14%	.03%	2%	.045%	.03%	2-3%	1%			Slightly lower than 316 due to lower carbon content			Extra-low carbon modification of Type 316. Welded construction where intergranular carbide precipitation must be avoided. Type 316 applications requiring extensive welding such as chain.
<b>347</b>	17-19%	9-13%	.08%	2%	.045%	.03%		1%			100,000-120,000	60,000-80,000	B85-95	Columbium and Tantalum improve intergranular corrosion resistance, by avoiding carbide precipitation; good for intermittent heating applications and corrosion resistance to 1600 deg. F.
<b>17-4 PH</b>	15-17.5%	3-5%	.07%	1%	.04%	.03%		1%	3-5%		150,000	110,000	C34	High strength and hardness
<b>Nitronic 50</b> 23.5%	20.5-13.5%	11.5-	.06%	4-6%	.04%	.03%	1.5-3%	1%			100,000	55,000	B293	High strength and corrosion resistance. Non-magnetic.

### Benefits of Stainless Steel

#### CORROSION RESISTANCE

Lower alloyed grades resist corrosion in atmospheric and pure water environments, while high-alloyed grades can resist corrosion in most acids, alkaline solutions, and chlorine bearing environments, properties which are utilized in process plants.

#### FIRE AND HEAT RESISTANCE

Chromium and nickel-alloyed grades resist scaling and retain strength at high temperatures.

#### HYGIENE

The easy cleaning ability of stainless makes it the first choice for strict hygiene conditions, such as hospitals, kitchens, abattoirs and other food processing plants.

#### STRENGTH-TO-WEIGHT ADVANTAGE

The work-hardening property of austenitic grades, that results in a significant strengthening of the material from cold-working alone, and the high strength duplex grades, allow reduced material thickness over conventional grades, therefore cost savings.

#### EASE OF FABRICATION

Modern steel-making techniques mean that stainless can be cut, welded, formed, machined and fabricated as readily as traditional steels.

#### IMPACT RESISTANCE

The austenitic microstructure of the 300 series provides high toughness, from elevated temperatures to far below freezing, making these steels particularly suited to cryogenic applications.

#### LONG TERM VALUE

When the total life cycle costs are considered, stainless is often the least expensive material option. Stainless steel products complete their service life. There is less concern about disposal since this material is 100% recyclable. In fact, over 50% of new stainless steel comes from old remelted stainless steel scrap, thereby completing the full life cycle.



# FASTENER GUIDE

## SUNCOR PRODUCT / FASTENER MATCHING CHART

Suncor Stainless offers stainless steel fasteners and accessories on page 98-101. Use this chart as a reference guide to finding compatible fasteners for most Suncor product that require fasteners. This chart is sorted by Suncor part number.

Suncor Part #	Suncor Description	Fastener Type	Fastener Head	Qty. of Fasteners Required	Suncor Stock Fastener Size	Suncor Fastener Part #	Qty. per SMALL PACK	Approx. Qty. per BULK 1LB. PACK
C3808-0001	Rope Deck Pipe	Wood	Flat	4	#8 x 1-1/2"	S0914-0538	10	160
		Machine	Flat	4	#8-32 x 1-1/2"	S0910-0538	10	135
C3808-0002	Rope Deck Pipe Hinged	Wood	Flat	4	#8 x 1-1/2"	S0914-0538	10	160
		Machine	Flat	4	#8-32 x 1-1/2"	S0910-0538	10	135
P0770-WT07	Turnbuckle Wall Toggle RH 1/4"	Wood	Pan	2	#14 (1/4") x 2"	S0914-0750	4	53
		Machine	Pan	2	#14 (1/4"-20) x 2"	S0910-0750	4	44
P0770-WT09	Turnbuckle Wall Toggle RH 5/16"	Wood	Pan	2	#20 (5/16") x 1-1/2"	S0913-0838	3	32
		Machine	Pan	2	#20 (5/16"-18) x 2"	S0911-0850	3	22
P0776-WT07	Turnbuckle Wall Toggle LH 1/4"	Wood	Pan	2	#14 (1/4") x 2"	S0914-0750	4	53
		Machine	Pan	2	#14 (1/4"-20) x 2"	S0910-0750	4	44
P0776-WT09	Turnbuckle Wall Toggle LH 5/16"	Wood	Pan	2	#20 (5/16") x 1-1/2"	S0913-0838	3	32
		Machine	Pan	2	#20 (5/16"-18) x 2"	S0911-0850	3	22
S0179-R008	Reefing Hook 5/16"	Wood	Pan	1	#14 (1/4") x 1-1/2"	S0913-0738	4	59
		Machine	Pan	1	#14 (1/4"-20) x 2"	S0911-0750	4	38
S0179-R010	Reefing Hook 3/8"	Wood	Pan	1	#14 (1/4") x 1-1/2"	S0913-0738	4	59
		Machine	Pan	1	#14 (1/4"-20) x 2"	S0911-0750	4	38
S0179-T008	Tack Hook 5/16"	Wood	Pan	1	#14 (1/4") x 1-1/2"	S0913-0738	4	59
		Machine	Pan	1	#14 (1/4"-20) x 2"	S0911-0750	4	38
S0179-T010	Tack Hook 3/8"	Wood	Pan	1	#14 (1/4") x 1-1/2"	S0913-0738	4	59
		Machine	Pan	1	#14 (1/4"-20) x 2"	S0911-0750	4	38
S0224-0025	Footman's Loop 1"	Wood	Flat	2	#8 x 1-1/2"	S0914-0538	10	160
		Machine	Flat	2	#8-32 x 1-1/2"	S0910-0538	10	135
S0224-0050	Footman's Loop 2"	Wood	Flat	2	#8 x 1-1/2"	S0914-0538	10	160
		Machine	Flat	2	#8-32 x 1-1/2"	S0910-0538	10	135
S0230-0000	Wall or Ceiling Clip	Wood	Flat	4	#10 x 1-1/2"	S0914-0638	8	120
		Machine	Flat	4	#10-24 x 1-1/2"	S0910-0638	8	103
S0237-0000-C	Tidy Strap	Wood	Flat	4	#10 x 1-1/2"	S0914-0638	8	120
		Machine	Flat	4	#10-24 x 1-1/2"	S0910-0638	8	103
S0320-W107	Wall Toggle Eye Short 1/4"	Wood	Pan	2	#14 (1/4") x 2"	S0914-0750	4	53
		Machine	Pan	2	#14 (1/4"-20) x 2"	S0910-0750	4	44
S0320-W108	Wall Toggle Eye Short 5/16"	Wood	Pan	2	#20 (5/16") x 1-1/2"	S0913-0838	3	32
		Machine	Pan	2	#20 (5/16"-18) x 2"	S0911-0850	3	22
S0320-W207	Wall Toggle Eye Long 1/4"	Wood	Pan	2	#14 (1/4") x 2"	S0914-0750	4	53
		Machine	Pan	2	#14 (1/4"-20) x 2"	S0910-0750	4	44
S0320-W208	Wall Toggle Eye Long 5/16"	Wood	Pan	2	#20 (5/16") x 1-1/2"	S0913-0838	3	32
		Machine	Pan	2	#20 (5/16"-18) x 2"	S0911-0850	3	22
S0320-W307	Wall Toggle Eye Custom 1/4"	Wood	Pan	2	#14 (1/4") x 2"	S0914-0750	4	53
		Machine	Pan	2	#14 (1/4"-20) x 2"	S0910-0750	4	44
S0320-W308	Wall Toggle Eye Custom 5/16"	Wood	Pan	2	#20 (5/16") x 1-1/2"	S0913-0838	3	32
		Machine	Pan	2	#20 (5/16"-18) x 2"	S0911-0850	3	22
S0420-0075-R	Surface Mount Block - Rope 3"	Wood	Pan	4	#14 (1/4") x 1-1/2"	S0913-0738	4	59
		Machine	Pan	4	#14 (1/4"-20) x 2"	S0911-0750	4	38
S0420-0075-W	Surface Mount Block - Wire Rope 3"	Wood	Pan	4	#14 (1/4") x 1-1/2"	S0913-0738	4	59
		Machine	Pan	4	#14 (1/4"-20) x 2"	S0911-0750	4	38
S0420-0100-R	Surface Mount Block - Rope 4"	Wood	Pan	4	#20 (5/16") x 1-1/2"	S0913-0838	3	32
		Machine	Pan	4	#20 (5/16"-18) x 2"	S0911-0850	3	22
S0420-0100-W	Surface Mount Block - Wire Rope 4"	Wood	Pan	4	#20 (5/16") x 1-1/2"	S0913-0838	3	32
		Machine	Pan	4	#20 (5/16"-18) x 2"	S0911-0850	3	22
S0421-0075-R	Surface Mount Block - Rope 3"	Wood	Pan	1	#14 (1/4") x 1-1/2"	S0913-0738	4	59
		Machine	Pan	1	#14 (1/4"-20) x 2"	S0911-0750	4	38
S0421-0075-W	Surface Mount Block - Wire Rope 3"	Wood	Pan	1	#14 (1/4") x 1-1/2"	S0913-0738	4	59
		Machine	Pan	1	#14 (1/4"-20) x 2"	S0911-0750	4	38
S0422-0075-R	Surface Mount Block - Rope 3"	Wood	Pan	4	#14 (1/4") x 1-1/2"	S0913-0738	4	59
		Machine	Pan	4	#14 (1/4"-20) x 2"	S0911-0750	4	38
S0422-0075-W	Surface Mount Block - Wire Rope 3"	Wood	Pan	4	#14 (1/4") x 1-1/2"	S0913-0738	4	59
		Machine	Pan	4	#14 (1/4"-20) x 2"	S0911-0750	4	38
S0422-0100-R	Surface Mount Block - Rope 4"	Wood	Pan	4	#20 (5/16") x 1-1/2"	S0913-0838	3	32
		Machine	Pan	4	#20 (5/16"-18) x 2"	S0911-0850	3	22
S0422-0100-W	Surface Mount Block - Wire Rope 4"	Wood	Pan	4	#20 (5/16") x 1-1/2"	S0913-0838	3	32
		Machine	Pan	4	#20 (5/16"-18) x 2"	S0911-0850	3	22
S0723-H003	Wall Mount Hand Swage Stud 1/8"	Wood	Pan	2	#14 (1/4") x 1-1/2"	S0913-0738	4	59
		Machine	Pan	2	#14 (1/4"-20) x 2"	S0911-0750	4	38
S0723-H005	Wall Mount Hand Swage Stud 3/16"	Wood	Pan	2	#14 (1/4") x 1-1/2"	S0913-0738	4	59
		Machine	Pan	2	#14 (1/4"-20) x 2"	S0911-0750	4	38
S0743-0010	T Plate 5/16" - 3/8"	Wood	Pan	4	#14 (1/4") x 1-1/2"	S0913-0738	4	59
		Machine	Pan	4	#14 (1/4"-20) x 2"	S0911-0750	4	38
S0748-H003	HandiSwage™ Tensioner 1/8"	Wood	Flat	3	#8 x 1-1/2"	S0914-0538	10	160
		Machine	Flat	3	#8-32 x 1-1/2"	S0910-0538	10	135
S0766-0703	Quick Attach Stud & Wall Mount 1/8"	Wood	Pan	2	#14 (1/4") x 1-1/2"	S0913-0738	4	59
		Machine	Pan	2	#14 (1/4"-20) x 2"	S0911-0750	4	38
S0766-0704	Quick Attach Stud & Wall Mount 5/32"	Wood	Pan	2	#14 (1/4") x 1-1/2"	S0913-0738	4	59
		Machine	Pan	2	#14 (1/4"-20) x 2"	S0911-0750	4	38
S0766-0905	Quick Attach Stud & Wall Mount 3/16"	Wood	Pan	2	#20 (5/16") x 1-1/2"	S0913-0838	3	32
		Machine	Pan	2	#20 (5/16"-18) x 2"	S0911-0850	3	22
S0766-1007	Quick Attach Stud & Wall Mount 1/4"	Wood	Pan	2	#20 (5/16") x 1-1/2"	S0913-0838	3	32
		Machine	Pan	2	#20 (5/16"-18) x 2"	S0911-0850	3	22
S0779-0703	Quick Attach Wall Toggle 1/8"	Wood	Pan	2	#14 (1/4") x 1-1/2"	S0913-0738	4	59
		Machine	Pan	2	#14 (1/4"-20) x 2"	S0911-0750	4	38
S0779-0704	Quick Attach Wall Toggle 5/32"	Wood	Pan	2	#14 (1/4") x 1-1/2"	S0913-0738	4	59
		Machine	Pan	2	#14 (1/4"-20) x 2"	S0911-0750	4	38
S0779-0905	Quick Attach Wall Toggle 3/16"	Wood	Pan	2	#20 (5/16") x 1-1/2"	S0913-0838	3	32
		Machine	Pan	2	#20 (5/16"-18) x 2"	S0911-0850	3	22
S0784-0703	Turnbuckle Wall Mount & Swage Stud 1/8"	Wood	Pan	2	#14 (1/4") x 1-1/2"	S0913-0738	4	59
		Machine	Pan	2	#14 (1/4"-20) x 2"	S0911-0750	4	38
S0784-0704	Turnbuckle Wall Mount & Swage Stud 5/32"	Wood	Pan	2	#14 (1/4") x 1-1/2"	S0913-0738	4	59
		Machine	Pan	2	#14 (1/4"-20) x 2"	S0911-0750	4	38
S0784-0705	Turnbuckle Wall Mount & Swage Stud 3/16"	Wood	Pan	2	#14 (1/4") x 1-1/2"	S0913-0738	4	59
		Machine	Pan	2	#14 (1/4"-20) x 2"	S0911-0750	4	38
S0784-H0703	Turnbuckle Wall Mount & Hand Swage Stud 1/8"	Wood	Pan	2	#14 (1/4") x 1-1/2"	S0913-0738	4	59
		Machine	Pan	2	#14 (1/4"-20) x 2"	S0911-0750	4	38
S0784-H0705	Turnbuckle Wall Mount & Hand Swage Stud 3/16"	Wood	Pan	2	#14 (1/4") x 1-1/2"	S0913-0738	4	59
		Machine	Pan	2	#14 (1/4"-20) x 2"	S0911-0750	4	38
S0798-H0703	Turnbuckle Wall Mount & Hand Swage Stud 1/8"	Wood	Pan	2	#14 (1/4") x 1-1/2"	S0913-0738	4	59
		Machine	Pan	2	#14 (1/4"-20) x 2"	S0911-0750	4	38

Suncor Part #	Suncor Description	Fastener Type	Fastener Head	Qty. of Fasteners Required	Suncor Stock Fastener Size	Suncor Fastener Part #	Qty. per SMALL PACK	Approx. Qty. per BULK 1LB. PACK
S0798-H0705	Turnbuckle Wall Mount & Hand Swage Stud 3/16"	Wood	Pan	2	#14 (1/4") x 1-1/2"	S0913-0738	4	59
		Machine	Pan	2	#14 (1/4"-20) x 2"	S0911-0750	4	38
S0803-5000	Tri Star Face Mount - White 1-1/2"	Wood	Flat	3	#8 x 1-1/2"	S0914-0538	10	160
		Machine	Flat	3	#8-32 x 1-1/2"	S0910-0538	10	135
S0803-500R	Tri Star Face Mount - Red 1-1/2"	Wood	Flat	3	#8 x 1-1/2"	S0914-0538	10	160
		Machine	Flat	3	#8-32 x 1-1/2"	S0910-0538	10	135
S3103-0000	Flagpole Cleat 2-1/2"	Wood	Flat	2	#8 x 1-1/2"	S0914-0538	10	160
		Machine	Flat	2	#8-32 x 1-1/2"	S0910-0538	10	135
S3104-0000	Flagpole Cleat 4-1/2"	Wood	Flat	2	#10 x 1-1/2"	S0914-0638	8	120
		Machine	Flat	2	#10-24 x 1-1/2"	S0910-0638	8	103
S3105-0000	Herreshoff Cleat 4"	Wood	Flat	4	#10 x 1-1/2"	S0914-0638	8	120
		Machine	Flat	4	#10-24 x 1-1/2"	S0910-0638	8	103
S3106-0000	Herreshoff Cleat 6"	Wood	Flat	4	#14 (1/4") x 2"	S0914-0750	4	53
		Machine	Flat	4	#14 (1/4"-20) x 2"	S0910-0750	4	44
S3108-0000	Herreshoff Cleat 8"	Wood	Flat	4	#14 (1/4") x 2"	S0914-0750	4	53
		Machine	Flat	4	#14 (1/4"-20) x 2"	S0910-0750	4	44
S3110-0000	Herreshoff Cleat 10"	Wood	Flat	4	#20 (5/16") x 2"	S0914-0850	3	30
		Machine	Flat	4	#20 (5/16"-18) x 1-1/2"	S0910-0845	3	34
S3112-0000	Herreshoff Cleat 12"	Wood	Flat	4	#20 (5/16") x 2"	S0914-0850	3	30
		Machine	Flat	4	#20 (5/16"-18) x 1-1/2"	S0910-0845	3	34
S3138-0000	Blue Water Cleat 8"	Wood	Flat	4	#14 (1/4") x 2"	S0914-0750	4	53
		Machine	Flat	4	#14 (1/4"-20) x 2"	S0910-0750	4	44
S3140-0000	Blue Water Cleat 10"	Wood	Flat	4	#20 (5/16") x 2"	S0914-0850	3	30
		Machine	Flat	4	#20 (5/16"-18) x 1-1/2"	S0910-0845	3	34
S3142-0000	Blue Water Cleat 12"	Wood	Flat	4	#20 (5/16") x 2"	S0914-0850	3	30
		Machine	Flat	4	#20 (5/16"-18) x 1-1/2"	S0910-0845	3	34
S3204-0000	Trimline Cleat 4"	Wood	Flat	4	#8 x 1-1/2"	S0914-0538	10	160
		Machine	Flat	4	#8-32 x 1-1/2"	S0910-0538	10	135
S3206-0000	Trimline Cleat 6"	Wood	Flat	4	#14 (1/4") x 2"	S0914-0750	4	53
		Machine	Flat	4	#14 (1/4"-20) x 2"	S0910-0750	4	44
S3208-0000	Trimline Cleat 8"	Wood	Flat	4	#14 (1/4") x 2"	S0914-0750	4	53
		Machine	Flat	4	#14 (1/4"-20) x 2"	S0910-0750	4	44
S3250-0000	Lift Eye Cleat 7"	Wood	Flat	2	#10 x 1-1/2"	S0914-0638	8	120
		Machine	Flat	2	#10-24 x 1-1/2"	S0910-0638	8	103
S3304-0000	Bow Chock 4"	Wood	Flat	4	#10 x 1-1/2"	S0914-0638	8	120
		Machine	Flat	4	#10-24 x 1-1/2"	S0910-0638	8	103
S3340-0000	Skene Chocks 4"	Wood	Flat	4	#10 x 1-1/2"	S0914-0638	8	120
		Machine	Flat	4	#10-24 x 1-1/2"	S0910-0638	8	103
S3360-0000	Skene Chocks 6"	Wood	Flat	4	#14 (1/4"-20) x 2"	S0910-0750	4	44
S3405-0000	Straight Chock 5"	Wood	Flat	2	#14 (1/4") x 2"	S0914-0750	4	53
		Machine	Flat	2	#14 (1/4"-20) x 2"	S0910-0750	4	44
S3406-0000	Straight Chock 6"	Wood	Flat	2	#14 (1/4") x 2"	S0914-0750	4	53
		Machine	Flat	2	#14 (1/4"-20) x 2"	S0910-0750	4	44
S3520-0001	Winch Handle Holder	Wood	Flat	2	#10 x 1-1/2"	S0914-0638	8	120
		Machine	Flat	2	#10-24 x 1-1/2"	S0910-0638	8	103
S3610-0000	Stanchion Base 1"	Wood	Flat	4	#14 (1/4") x 2"	S0914-0750	4	53
		Machine	Flat	4	#14 (1/4"-20) x 2"	S0910-0750	4	44
S3610-0600	Stanchion Brace 1" x 14.41"	Wood	Flat	3	#10 x 1-1/2"	S0914-0638	8	120
		Machine	Flat	3	#10-24 x 1-1/2"	S0910-0638	8	103
S3610-0750	Stanchion Brace 1" x 20.41"	Wood	Flat	3	#10 x 1-1/2"	S0914-0638	8	120
		Machine	Flat	3	#10-24 x 1-1/2"	S0910-0638	8	103
S3611-0000	Heavy Cast Top Rod Holder	Wood	Flat	3	#14 (1/4") x 2"	S0914-0750	4	53
		Machine	Flat	3	#14 (1/4"-20) x 2"	S0910-0750	4	44
S3611-0001	Rod Holder w/ Cap	Wood	Flat	3	#14 (1/4") x 2"	S0914-0750	4	53
		Machine	Flat	3	#14 (1/4"-20) x 2"	S0910-0750	4	44
S3612-0000	Rod Holder Removable 4"	Wood	Flat	4	#14 (1/4") x 2"	S0914-0750	4	53
		Machine	Flat	4	#14 (1/4"-20) x 2"	S0910-0750	4	44
S3620-0000	Antenna Ratchet Mount 4-1/2"	Wood	Flat	4	#14 (1/4") x 2"	S0914-0750	4	53
		Machine	Flat	4	#14 (1/4"-20) x 2"	S0910-0750	4	44
S3621-0000	Antenna Ratchet Mount 6"	Wood	Flat	4	#14 (1/4") x 2"	S0914-0750	4	53
		Machine	Flat	4	#14 (1/4"-20) x 2"	S0910-0750	4	44
S3630-0000	Heavy Duty Folding Step 4-3/8"	Wood	Pan	2	#20 (5/16") x 1-1/2"	S0913-0838	3	32
		Machine	Pan	2	#20 (5/16"-18) x 2"	S0911-0850	3	22
S3650-0300	Round Rail Base - 30 Degree 7/8"	Wood	Flat	3	#10 x 1-1/2"	S0914-0638	8	120
		Machine	Flat	3	#10-24 x 1-1/2"	S0910-0638	8	103
S3650-0301	Round Rail Base - 30 Degree 1"	Wood	Flat	3	#14 (1/4") x 2"	S0914-0750	4	53
		Machine	Flat	3	#14 (1/4"-20) x 2"	S0910-0750	4	44
S3650-0450	Round Rail Base - 45 Degree 7/8"	Wood	Flat	3	#10 x 1-1/2"	S0914-0638	8	120
		Machine	Flat	3	#10-24 x 1-1/2"	S0910-0638	8	103
S3650-0451	Round Rail Base - 45 Degree 1"	Wood	Flat	3	#14 (1/4") x 2"	S0914-0750	4	53
		Machine	Flat	3	#14 (1/4"-20) x 2"	S0910-0750	4	44
S3650-0600	Round Rail Base - 60 Degree 7/8"	Wood	Flat	3	#10 x 1-1/2"	S0914-0638	8	120
		Machine	Flat	3	#10-24 x 1-1/2"	S0910-0638	8	103
S3650-0601	Round Rail Base - 60 Degree 1"	Wood	Flat	3	#14 (1/4") x 2"	S0914-0750	4	53
		Machine	Flat	3	#14 (1/4"-20) x 2"	S0910-0750	4	44
S3650-0900	Round Rail Base - 90 Degree 7/8"	Wood	Flat	3	#10 x 1-1/2"	S0914-0638	8	120
		Machine	Flat	3	#10-24 x 1-1/2"	S0910-0638	8	103
S3650-0901	Round Rail Base - 90 Degree 1"	Wood	Flat	3	#14 (1/4") x 2"	S0914-0750	4	53
		Machine	Flat	3	#14 (1/4"-20) x 2"	S0910-0750	4	44
S3651-0300	Rectangular Base - 30 Degree 7/8"	Wood	Flat	3	#10 x 1-1/2"	S0914-0638	8	120
		Machine	Flat	3	#10-24 x 1-1/2"	S0910-0638	8	103
S3651-0301	Rectangular Base - 30 Degree 1"	Wood	Flat	3	#14 (1/4") x 2"	S0914-0750	4	53
		Machine	Flat	3	#14 (1/4"-20) x 2"	S0910-0750	4	44
S3651-0450	Rectangular Base - 45 Degree 7/8"	Wood	Flat	4	#10 x 1-1/2"	S0914-0638	8	120
		Machine	Flat	4	#10-24 x 1-1/2"	S0910-0638	8	103
S3651-0451	Rectangular Base - 45 Degree 1"	Wood	Flat	4	#14 (1/4") x 2"	S0914-0750	4	53
		Machine	Flat	4	#14 (1/4"-20) x 2"	S0910-0750	4	44
S3651-0600	Rectangular Base - 60 Degree 7/8"	Wood	Flat	4	#10 x 1-1/2"	S0914-0638	8	120
		Machine	Flat	4	#10-24 x 1-1/2"	S0910-0638	8	103
S3651-0601	Rectangular Base - 60 Degree 1"	Wood	Flat	4	#14 (1/4") x 2"	S0914-0750	4	53
		Machine	Flat	4	#14 (1/4"-20) x 2"	S0910-0750	4	44
S3651-0900	Rectangular Base - 90 Degree 7/8"	Wood	Flat	4	#10 x 1-1/2"	S0914-0638	8	120
		Machine	Flat	4	#10-24 x 1-1/2"	S0910-0638	8	103
S3651-0901	Rectangular Base - 90 Degree 1"	Wood	Flat	4	#14 (1/4") x 2"	S0914-0750	4	53
		Machine	Flat	4	#14 (1/4"-20) x 2"	S0910-0750	4	44
S3652-0900	Rectangular Base - 90 Degree, 2 Hole 7/8"	Wood	Flat	2	#14 (1/4") x 2"	S0914-0750	4	53
		Machine	Flat	2	#14 (1/4"-20) x 2"	S0910-0750	4	44
S3652-0901	Rectangular Base - 90 Degree, 2 Hole 1"	Wood	Flat	2	#14 (1/4") x 2"	S0914-0750	4	53
		Machine	Flat	2	#14 (1/4"-20) x 2"	S0910-0750	4	44
S3670-1200	Forward End Rail 7/8"	Wood	Flat	2	#10 x 1-1/2"	S0914-0638	8	120
		Machine	Flat	2	#10-24 x 1-1/2"	S0910-0638	8	103

# FASTENER GUIDE

FASTENER GUIDE

Suncor Part #	Suncor Description	Fastener Type	Fastener Head	Qty. of Fasteners Required	Suncor Stock Fastener Size	Suncor Fastener Part #	Qty. per SMALL PACK	Approx. Qty. per BULK 1LB. PACK
S3670-1201	Forward End Rail 1"	Wood	Flat	2	#10 x 1-1/2"	S0914-0638	8	120
		Machine	Flat	2	#10-24 x 1-1/2"	S0910-0638	8	103
S3671-0600	Aft End Rail 7/8"	Wood	Flat	2	#10 x 1-1/2"	S0914-0638	8	120
		Machine	Flat	2	#10-24 x 1-1/2"	S0910-0638	8	103
S3671-0601	Aft End Rail 1"	Wood	Flat	2	#10 x 1-1/2"	S0914-0638	8	120
		Machine	Flat	2	#10-24 x 1-1/2"	S0910-0638	8	103
S3672-0600	Center Rail 7/8"	Wood	Flat	2	#10 x 1-1/2"	S0914-0638	8	120
		Machine	Flat	2	#10-24 x 1-1/2"	S0910-0638	8	103
S3672-0601	Center Rail 1"	Wood	Flat	2	#10 x 1-1/2"	S0914-0638	8	120
		Machine	Flat	2	#10-24 x 1-1/2"	S0910-0638	8	103
S3673-0600	Rail Stanchion End 7/8"	Wood	Flat	2	#10 x 1-1/2"	S0914-0638	8	120
		Machine	Flat	2	#10-24 x 1-1/2"	S0910-0638	8	103
S3673-1600	Rail Stanchion Center 7/8"	Wood	Flat	2	#10 x 1-1/2"	S0914-0638	8	120
		Machine	Flat	2	#10-24 x 1-1/2"	S0910-0638	8	103
S3676-0055	End Mount Out 3/4"	Wood	Flat	2	#10 x 1-1/2"	S0914-0638	8	120
		Machine	Flat	2	#10-24 x 1-1/2"	S0910-0638	8	103
S3677-0055	End Mount In 7/8"	Wood	Flat	2	#10 x 1-1/2"	S0914-0638	8	120
		Machine	Flat	2	#10-24 x 1-1/2"	S0910-0638	8	103
S3682-0000	Side Deck Hinge 2"	Wood	Flat	2	#10 x 1-1/2"	S0914-0638	8	120
		Machine	Flat	2	#10-24 x 1-1/2"	S0910-0638	8	103
S3682-1000	Heavy Side Deck Hinge 2-13/16"	Wood	Flat	4	#10 x 1-1/2"	S0914-0638	8	120
		Machine	Flat	4	#10-24 x 1-1/2"	S0910-0638	8	103
S3682-2000	Deck Hinge - 90 Degree 2-1/4"	Wood	Flat	2	#10 x 1-1/2"	S0914-0638	8	120
		Machine	Flat	2	#10-24 x 1-1/2"	S0910-0638	8	103
S3682-3000	Deck Hinge - Concave 2-1/4"	Wood	Flat	2	#10 x 1-1/2"	S0914-0638	8	120
		Machine	Flat	2	#10-24 x 1-1/2"	S0910-0638	8	103
S3682-3001	Deck Hinge - Concave w/ Removable Pin 2-1/4"	Wood	Flat	2	#10 x 1-1/2"	S0914-0638	8	120
		Machine	Flat	2	#10-24 x 1-1/2"	S0910-0638	8	103
S3682-4000	Deck Hinge - 80 Degree Screwed 2-1/4"	Wood	Flat	2	#10 x 1-1/2"	S0914-0638	8	120
		Machine	Flat	2	#10-24 x 1-1/2"	S0910-0638	8	103
S3682-4001	Deck Hinge - 80 Degree Drilled 2-1/4"	Wood	Flat	2	#10 x 1-1/2"	S0914-0638	8	120
		Machine	Flat	2	#10-24 x 1-1/2"	S0910-0638	8	103
S3682-5000	Deck Hinge - 90 Degree w/ Removable Pin 2-1/4"	Wood	Flat	2	#10 x 1-1/2"	S0914-0638	8	120
		Machine	Flat	2	#10-24 x 1-1/2"	S0910-0638	8	103
S3684-0000	Multi-Directional Top Cap 7/8"	Wood	Flat	2	#10 x 1-1/2"	S0914-0638	8	120
		Machine	Flat	2	#10-24 x 1-1/2"	S0910-0638	8	103
S3684-0001	Multi-Directional Top Cap 1"	Wood	Flat	2	#10 x 1-1/2"	S0914-0638	8	120
		Machine	Flat	2	#10-24 x 1-1/2"	S0910-0638	8	103
S3685-0000	Removable Pin Set w/ Lanyard	Wood	Pan	1	#14 (1/4") x 1-1/2"	S0913-0738	4	59
S3701-0001	Anchor Eye	Wood	Flat	2	#8 x 1-1/2"	S0914-0538	10	160
		Machine	Flat	2	#8-32 x 1-1/2"	S0910-0538	10	135
S3701-0002	Anchor Swivel Eye	Wood	Flat	2	#10 x 1-1/2"	S0914-0638	8	120
		Machine	Flat	2	#10-24 x 1-1/2"	S0910-0638	8	103
S3702-0000	Heavy Duty Diamond Pad Eye 3-1/4"	Wood	Flat	4	#14 (1/4") x 2"	S0914-0750	4	53
		Machine	Flat	4	#14 (1/4"-20) x 2"	S0910-0750	4	44
S3703-0000	Heavy Duty Diamond Pad Eye 4"	Wood	Flat	4	#20 (5/16") x 2"	S0914-0850	3	30
		Machine	Flat	4	#20 (5/16"-18) x 1-1/2"	S0910-0845	3	34
S3703-1002	Stamped Diamond Pad Eye 3-1/4"	Wood	Flat	4	#8 x 1-1/2"	S0914-0538	10	160
		Machine	Flat	4	#8-32 x 1-1/2"	S0910-0538	10	135
S3704-0000	Heavy Duty Square Pad Eye 3"	Wood	Flat	4	#14 (1/4") x 2"	S0914-0750	4	53
		Machine	Flat	4	#14 (1/4"-20) x 2"	S0910-0750	4	44
S3705-0005	Oblong Pad Eye 1-3/4"	Wood	Flat	2	#8 x 1-1/2"	S0914-0538	10	160
		Machine	Flat	2	#8-32 x 1-1/2"	S0910-0538	10	135
S3705-0006	Oblong Pad Eye 2-1/2"	Wood	Flat	2	#8 x 1-1/2"	S0914-0538	10	160
		Machine	Flat	2	#8-32 x 1-1/2"	S0910-0538	10	135
S3705-0008	Oblong Pad Eye 3-1/4"	Wood	Flat	2	#10 x 1-1/2"	S0914-0638	8	120
		Machine	Flat	2	#10-24 x 1-1/2"	S0910-0638	8	103
S3705-0010	Oblong Pad Eye 4"	Wood	Flat	2	#14 (1/4") x 2"	S0914-0750	4	53
		Machine	Flat	2	#14 (1/4"-20) x 2"	S0910-0750	4	44
S3705-X001	Heavy Duty Oblong Pad Eye 3"	Wood	Flat	2	#14 (1/4") x 2"	S0914-0750	4	53
		Machine	Flat	2	#14 (1/4"-20) x 2"	S0910-0750	4	44
S3705-X002	Heavy Duty Oblong Pad Eye 3-1/2"	Wood	Flat	2	#20 (5/16") x 2"	S0914-0850	3	30
		Machine	Flat	2	#20 (5/16"-18) x 1-1/2"	S0910-0845	3	34
S3705-X003	Heavy Duty Oblong Pad Eye 4"	Wood	Flat	2	#20 (5/16") x 2"	S0914-0850	3	30
		Machine	Flat	2	#20 (5/16"-18) x 1-1/2"	S0910-0845	3	34
S3707-0005	Round Pad Eye 1-5/16"	Wood	Flat	2	#8 x 1-1/2"	S0914-0538	10	160
		Machine	Flat	2	#8-32 x 1-1/2"	S0910-0538	10	135
S3707-0006	Round Pad Eye 1-5/8"	Wood	Flat	2	#8 x 1-1/2"	S0914-0538	10	160
		Machine	Flat	2	#8-32 x 1-1/2"	S0910-0538	10	135
S3707-0008	Round Pad Eye 2"	Wood	Flat	2	#8 x 1-1/2"	S0914-0538	10	160
		Machine	Flat	2	#8-32 x 1-1/2"	S0910-0538	10	135
S3710-0032	Pad Eye 1-1/8"	Wood	Pan	2	#14 (1/4") x 1-1/2"	S0913-0738	4	59
		Machine	Pan	2	#14 (1/4"-20) x 2"	S0911-0750	4	38
S3711-0003	Folding Pad Eye 1/8"	Wood	Pan	1	#14 (1/4") x 1-1/2"	S0913-0738	4	59
		Machine	Pan	2	#14 (1/4"-20) x 2"	S0911-0750	4	38
S3711-0007	Folding Pad Eye 1/4"	Wood	Pan	2	#14 (1/4") x 1-1/2"	S0913-0738	4	59
		Machine	Pan	2	#14 (1/4"-20) x 2"	S0911-0750	4	38
S3711-0008	Folding Pad Eye 5/16"	Wood	Pan	2	#14 (1/4") x 1-1/2"	S0913-0738	4	59
		Machine	Pan	2	#14 (1/4"-20) x 2"	S0911-0750	4	38
S3712-0001	Heavy Duty Folding Pad Eye 1/4"	Wood	Flat	2	#10 x 1-1/2"	S0914-0638	8	120
		Machine	Flat	2	#10-24 x 1-1/2"	S0910-0638	8	103
S3712-0002	Heavy Duty Folding Pad Eye 5/16"	Wood	Flat	2	#20 (5/16") x 2"	S0914-0850	3	30
		Machine	Flat	2	#20 (5/16"-18) x 1-1/2"	S0910-0845	3	34
S3712-0003	Heavy Duty Folding Pad Eye 3/8"	Wood	Flat	2	#20 (5/16") x 2"	S0914-0850	3	30
		Machine	Flat	2	#20 (5/16"-18) x 1-1/2"	S0910-0845	3	34
S3714-0005	Swivel Pad Eye 3/16"	Wood	Flat	4	#8 x 1-1/2"	S0914-0538	10	160
		Machine	Flat	4	#8-32 x 1-1/2"	S0910-0538	10	135
S3714-0006	Swivel Pad Eye 1/4"	Wood	Flat	4	#8 x 1-1/2"	S0914-0538	10	160
		Machine	Flat	4	#8-32 x 1-1/2"	S0910-0538	10	135
S3714-0008	Swivel Pad Eye 5/16"	Wood	Flat	4	#8 x 1-1/2"	S0914-0538	10	160
		Machine	Flat	4	#8-32 x 1-1/2"	S0910-0538	10	135
S3714-R005	Swivel Pad Eye w/ Ring 3/16"	Wood	Flat	4	#8 x 1-1/2"	S0914-0538	10	160
		Machine	Flat	4	#8-32 x 1-1/2"	S0910-0538	10	135
S3714-R006	Swivel Pad Eye w/ Ring 1/4"	Wood	Flat	4	#8 x 1-1/2"	S0914-0538	10	160
		Machine	Flat	4	#8-32 x 1-1/2"	S0910-0538	10	135
S3714-R008	Swivel Pad Eye w/ Ring 5/16"	Wood	Flat	4	#8 x 1-1/2"	S0914-0538	10	160
		Machine	Flat	4	#8-32 x 1-1/2"	S0910-0538	10	135
S3718-0000	Tow Pad Eye 3"	Wood	Flat	4	#14 (1/4") x 2"	S0914-0750	4	53
		Machine	Flat	4	#14 (1/4"-20) x 2"	S0910-0750	4	44
S3719-0005	Pad Eye 3/16"	Wood	Flat	2	#8 x 1-1/2"	S0914-0538	10	160
		Machine	Flat	2	#8-32 x 1-1/2"	S0910-0538	10	135



Suncor Part #	Suncor Description	Fastener Type	Fastener Head	Qty. of Fasteners Required	Suncor Stock Fastener Size	Suncor Fastener Part #	Qty. per SMALL PACK	Approx. Qty. per BULK 1LB. PACK
S3719-0006	Pad Eye 1/4"	Wood	Flat	2	#10 x 1-1/2"	S0914-0638	8	120
		Machine	Flat	2	#10-24 x 1-1/2"	S0910-0638	8	103
S3719-0008	Pad Eye 5/16"	Wood	Flat	2	#10 x 1-1/2"	S0914-0638	8	120
		Machine	Flat	2	#10-24 x 1-1/2"	S0910-0638	8	103
S3719-1005	Heavy Duty Pad Eye 5/8"	Wood	Flat	2	#8 x 1-1/2"	S0914-0538	10	160
		Machine	Flat	2	#8-32 x 1-1/2"	S0910-0538	10	135
S3806-0000	Hawse Pipe 6"	Wood	Flat	4	#10 x 1-1/2"	S0914-0638	8	120
		Machine	Flat	4	#10-24 x 1-1/2"	S0910-0638	8	103
S3806-0001	Oval Hawse Pipe 5-1/2"	Wood	Flat	4	#10 x 1-1/2"	S0914-0638	8	120
		Machine	Flat	4	#10-24 x 1-1/2"	S0910-0638	8	103
S3807-0000	Triangular Hawse Pipe	Wood	Flat	3	#10 x 1-1/2"	S0914-0638	8	120
		Machine	Flat	3	#10-24 x 1-1/2"	S0910-0638	8	103
S3810-0000	Chain and Deck Pipe	Wood	Flat	4	#10 x 1-1/2"	S0914-0638	8	120
		Machine	Flat	4	#10-24 x 1-1/2"	S0910-0638	8	103
S3812-0150	Access Hatch and Frame 6"	Wood	Flat	6	#10 x 1-1/2"	S0914-0638	8	120
		Machine	Flat	6	#10-24 x 1-1/2"	S0910-0638	8	103
S3814-0150	Access Hatch and Frame 6"	Wood	Flat	4	#14 (1/4") x 2"	S0914-0750	4	53
		Machine	Flat	4	#14 (1/4"-20) x 2"	S0910-0750	4	44
S3820-0100	Heavy Duty Strap Hinge 4"	Wood	Flat	4	#10 x 1-1/2"	S0914-0638	8	120
		Machine	Flat	4	#10-24 x 1-1/2"	S0910-0638	8	103
S3820-0150	Heavy Duty Strap Hinge 6"	Wood	Flat	6	#10 x 1-1/2"	S0914-0638	8	120
		Machine	Flat	6	#10-24 x 1-1/2"	S0910-0638	8	103
S3821-0040	Heavy Duty Butt Hinge 1-1/2"	Wood	Flat	4	#8 x 1-1/2"	S0914-0538	10	160
		Machine	Flat	4	#8-32 x 1-1/2"	S0910-0538	10	135
S3821-0050	Heavy Duty Butt Hinge 2"	Wood	Flat	4	#10 x 1-1/2"	S0914-0638	8	120
		Machine	Flat	4	#10-24 x 1-1/2"	S0910-0638	8	103
S3822-0075	Heavy Duty Door Hinge - Equal 3"	Wood	Flat	6	#10 x 1-1/2"	S0914-0638	8	120
		Machine	Flat	6	#10-24 x 1-1/2"	S0910-0638	8	103
S3822-0100	Heavy Duty Door Hinge - Equal 4"	Wood	Flat	6	#10 x 1-1/2"	S0914-0638	8	120
		Machine	Flat	6	#10-24 x 1-1/2"	S0910-0638	8	103
S3823-0055	Heavy Duty Door Hinge - Unequal 2-1/4"	Wood	Flat	5	#10 x 1-1/2"	S0914-0638	8	120
		Machine	Flat	5	#10-24 x 1-1/2"	S0910-0638	8	103
S3823-0075	Heavy Duty Door Hinge - Unequal 3"	Wood	Flat	5	#10 x 1-1/2"	S0914-0638	8	120
		Machine	Flat	5	#10-24 x 1-1/2"	S0910-0638	8	103
S3823-1000	Heavy Duty Door Hinge - Offset 2"	Wood	Flat	5	#10 x 1-1/2"	S0914-0638	8	120
		Machine	Flat	5	#10-24 x 1-1/2"	S0910-0638	8	103
S3824-0075	Heavy Duty Hatch Hinge - Standard 3"	Wood	Flat	8	#10 x 1-1/2"	S0914-0638	8	120
		Machine	Flat	8	#10-24 x 1-1/2"	S0910-0638	8	103
S3824-1075	Heavy Duty Hatch Hinge - Angle Base 3"	Wood	Flat	8	#10 x 1-1/2"	S0914-0638	8	120
		Machine	Flat	8	#10-24 x 1-1/2"	S0910-0638	8	103
S3824-2000	Heavy Duty Take Apart Hinge 3-1/2"	Wood	Flat	4	#10 x 1-1/2"	S0914-0638	8	120
		Machine	Flat	4	#10-24 x 1-1/2"	S0910-0638	8	103
S3825-0002	Strap Hinge 6"	Wood	Flat	6	#8 x 1-1/2"	S0914-0538	10	160
		Machine	Flat	6	#8-32 x 1-1/2"	S0910-0538	10	135
S3827-2000	Door Hinge - Offset 1-7/16"	Wood	Flat	4	#8 x 1-1/2"	S0914-0538	10	160
		Machine	Flat	4	#8-32 x 1-1/2"	S0910-0538	10	135
S3830-0001	Flush Door Hinge 3"	Wood	Flat	6	#8 x 1-1/2"	S0914-0538	10	160
		Machine	Flat	6	#8-32 x 1-1/2"	S0910-0538	10	135
S3830-0002	Flush Door Hinge 4"	Wood	Flat	6	#8 x 1-1/2"	S0914-0538	10	160
		Machine	Flat	6	#8-32 x 1-1/2"	S0910-0538	10	135
S3831-0001	Flush Strap Hinge 4"	Wood	Flat	4	#10 x 1-1/2"	S0914-0638	8	120
		Machine	Flat	4	#10-24 x 1-1/2"	S0910-0638	8	103
S3831-0002	Flush Strap Hinge 6"	Wood	Flat	6	#10 x 1-1/2"	S0914-0638	8	120
		Machine	Flat	6	#10-24 x 1-1/2"	S0910-0638	8	103
S3832-0001	Heavy Duty Wide Strap Hinge 4"	Wood	Flat	4	#10 x 1-1/2"	S0914-0638	8	120
		Machine	Flat	4	#10-24 x 1-1/2"	S0910-0638	8	103
S3832-0002	Heavy Duty Wide Strap Hinge 6"	Wood	Flat	6	#10 x 1-1/2"	S0914-0638	8	120
		Machine	Flat	6	#10-24 x 1-1/2"	S0910-0638	8	103
S3833-0001	Heavy Duty Flush Table Hinge 3-1/4"	Wood	Flat	4	#10 x 1-1/2"	S0914-0638	8	120
		Machine	Flat	4	#10-24 x 1-1/2"	S0910-0638	8	103
S3834-0007	Heavy Duty Strap T-Hinge	Wood	Flat	8	#10 x 1-1/2"	S0914-0638	8	120
		Machine	Flat	8	#10-24 x 1-1/2"	S0910-0638	8	103
S3850-02LT	Additional Latch for Heavy Duty Door Hook Set	Wood	Flat	2	#8 x 1-1/2"	S0914-0538	10	160
		Machine	Flat	2	#8-32 x 1-1/2"	S0910-0538	10	135
S3851-0000	Heavy Duty Flush Lift Ring 2-1/2"	Wood	Flat	4	#8 x 1-1/2"	S0914-0538	10	160
		Machine	Flat	4	#8-32 x 1-1/2"	S0910-0538	10	135
S3851-0001	Heavy Duty Flush Lift Ring 1-7/8"	Wood	Flat	4	#8 x 1-1/2"	S0914-0538	10	160
		Machine	Flat	4	#8-32 x 1-1/2"	S0910-0538	10	135
S3851-0002	Flush Lift Handle 3"	Wood	Flat	4	#8 x 1-1/2"	S0914-0538	10	160
		Machine	Flat	4	#8-32 x 1-1/2"	S0910-0538	10	135
S3851-0003	Flush Lift Pull 2-1/2"	Wood	Flat	4	#8 x 1-1/2"	S0914-0538	10	160
		Machine	Flat	4	#8-32 x 1-1/2"	S0910-0538	10	135
S3853-0001	Safety Hasp 2-3/4"	Wood	Flat	8	#8 x 1-1/2"	S0914-0538	10	160
		Machine	Flat	8	#8-32 x 1-1/2"	S0910-0538	10	135
S3853-0002	Heavy Duty Safety Hasp 3"	Wood	Flat	4	#8 x 1-1/2"	S0914-0538	10	160
		Machine	Flat	4	#8-32 x 1-1/2"	S0910-0538	10	135
S3855-0001	Heavy Duty Barrel Bolt 3-5/8"	Wood	Flat	7	#8 x 1-1/2"	S0914-0538	10	160
		Machine	Flat	7	#8-32 x 1-1/2"	S0910-0538	10	135
S3855-0002	Heavy Duty Barrel Bolt 4-1/4"	Wood	Flat	7	#8 x 1-1/2"	S0914-0538	10	160
		Machine	Flat	7	#8-32 x 1-1/2"	S0910-0538	10	135
S3911-0000	Hose Deck Fill 1-1/2" Gas	Wood	Flat	3	#10 x 1-1/2"	S0914-0638	8	120
		Machine	Flat	3	#10-24 x 1-1/2"	S0910-0638	8	103
S3912-0000	Hose Deck Fill 1-1/2" Diesel	Wood	Flat	3	#10 x 1-1/2"	S0914-0638	8	120
		Machine	Flat	3	#10-24 x 1-1/2"	S0910-0638	8	103
S3913-0000	Hose Deck Fill 1-1/2" Water	Wood	Flat	3	#10 x 1-1/2"	S0914-0638	8	120
		Machine	Flat	3	#10-24 x 1-1/2"	S0910-0638	8	103
S3914-0000	Hose Deck Fill 1-1/2" Waste	Wood	Flat	3	#10 x 1-1/2"	S0914-0638	8	120
		Machine	Flat	3	#10-24 x 1-1/2"	S0910-0638	8	103
S3921-0000	Hose Deck Fill 2" Gas	Wood	Flat	3	#10 x 1-1/2"	S0914-0638	8	120
		Machine	Flat	3	#10-24 x 1-1/2"	S0910-0638	8	103
S3922-0000	Hose Deck Fill 2" Diesel	Wood	Flat	3	#10 x 1-1/2"	S0914-0638	8	120
		Machine	Flat	3	#10-24 x 1-1/2"	S0910-0638	8	103

## GLOSSARY OF TERMINOLOGY

**AN** - Stands for Air Force-Navy.

**ANSI** - Stands for American National Standards Institute.

**ASME** - Stands for American Society of Mechanical Engineers.

**ASTM** - Stands for American Society of Testing and Materials.

**ANNEAL** - To heat metal in order to lower its hardness. The term anneal refers to the heat treatment given to 300 series stainless and most 400 series stainless by the steel mill after the raw material has been completed, but before fittings are manufactured. Anneal also refers to the heat treatment given 400 series stainless fittings after their manufacture (also called hardening and tempering) to lower hardness and increase toughness. For example, fittings of 410 stainless may score over 200,000 psi after manufacture and be too brittle. By annealing at 1000 degrees F., tensile strength would reduce to 125,000-150,000 psi, while annealing the same material to 500 degrees F. would bring tensile to 160,000-190,000 psi.

**BL** - Stands for "Break Load", meaning the weight at which a product will break. Typically, Suncor products have a minimum 4:1 safety factor.

**"17-4 PH"** - a chromium-nickel grade of stainless steel that has excellent mechanical properties at a high strength and hardness level. Scaling and distortion are minimal. Both the strength and corrosion resistance hold up well in temperatures to 800°F, but material is magnetic.

**"18-8"** - 300 series stainless steel having approximately (not exactly) 18% chromium and 8% nickel. The term "18-8" is used interchangeably to characterize fittings made of 302, 302HQ, 303, 304, 305, 384, XM7, and other variables of these grades with close chemical compositions. There is little overall difference in corrosion resistance among the "18-8" types, but slight differences in chemical composition do make certain grades more resistant than others against particular chemicals or atmospheres. "18-8" has superior corrosion resistance to 400 series stainless, is generally nonmagnetic, and is hardenable only by cold working.

**ELECTROPOLISHING** - Electropolishing is primarily used to obtain a bright, clean appealing surface. However it also passivates the surface while removing burrs, sharp edges, microscopic nicks and scratches from the surface. It can smooth threads and remove heat discoloration from spot or TIG welds. Suncor products are electropolished to ASTM Standard A967.

**ELONGATION** - Stretching a fitting to the point that it breaks. The percent of elongation at rupture (same as measure of ductility) is determined by dividing to total length after stretching to the original length. Elongation decreases as strength and hardness increase.

**GALVANIC CORROSION** - An accelerated degree of corrosion occurring when two different metals are in contact with moisture, particularly sea water. All metals have what is termed a specific electric potential, so that low level electric current flows from one metal to another. A metal with a higher position in the galvanic series (see below) will corrode sacrificially rather than one with a lower position, meaning stainless, for example, will corrode before gold. The further apart the metals on the chart, the more electric current will flow and the more corrosion will occur. No serious galvanic action will occur by combining the same metals, only dissimilar ones. To prevent galvanic corrosion, use insulation, paint or coatings when separating dissimilar metals; or put the metal to be protected next to a metal which is not important in the assembly, so it can corrode sacrificially.

Metals listed first will corrode due to galvanic reaction before those at end of paragraph: Magnesium, zinc, aluminum 1100, cadmium, aluminum 2024, steel and iron, lead, tin, brass, copper, bronze, monel, 304 and 316 stainless (passive), silver, titanium, graphite, gold.

**ISO** - Stands for International Organization for Standardization.

**MS** - Stands for Military Standards. The overriding characteristic of MS fittings compared to commercial products is the extensive inspection and lot traceability for MS, guaranteeing the chemical, physical and dimensional qualities. While commercial fittings may look similar and happen to pass many tests given MS products, the commercial fittings lack the pedigree of guaranteed quality or chemical, physical and dimensional aspects that users who order MS fittings rely on.

**MAGNETIC PERMEABILITY** - Test simply determines the level of magnetism. Virtually all Suncor products have a value less than 2.5.

**MOLYBDENUM** - Molybdenum is a metal added to 316 stainless steel, sharply increasing its corrosion resistance to chlorides and sulfates especially various sulfuric acids in the pulp industry. Molybdenum helps reduce hardness and increase tensile strength at higher temperatures.

**MONEL** - Invented by the International Nickel Co., and composed basically to two-thirds nickel, one-third copper. Monel has good strength, excellent corrosion resistance against salt water and in high temperatures, but is very expensive.

**NITRONIC 50** - (UNS S20910) Invented by the Armco Steel Company, Nitronic 50 is a chromium-nickel-manganese-molybdenum austenitic stainless steel. It remains completely non-magnetic after severe cold working or exposure to low temperatures. Sought after for its higher strength and greater corrosion resistance.

**NM** - Stands for non-magnetic. Varying standards of magnetic units are applied to different metals for this designation.

**PASSIVATING** - Technically, passivation is not cleaning but is a process of dipping fittings into an acid solution to rapidly form a chromium oxide on the surface of the material, creating a passive film that protects stainless from further oxidation (see PASSIVE FILM). In common commercial terms (meaning non-military and aerospace), passivating means cleaning to users, and the terms "passivating" and "cleaning" are used interchangeably. A wide range of cleaning methods using different mixtures containing nitric, phosphoric and other acids or simply exposing cleaned stainless fittings to air for a period of time will result in a "passivated" condition. For properly cleaned fittings, it is impossible to determine the method of cleaning or passivation that was used. AN/MS/NAS fittings sold by SUNCOR have been cleaned, descaled, and passivated to the applicable engineering specifications.

**PASSIVE FILM** - The major characteristic of stainless is its ability to form a thin layer of protection called a "passive film" on its outside surface. This film results from a continual process of low-level oxidation, so oxygen from the atmosphere is needed for the passive film to exist. Once formed, it prevents further oxidation or corrosion from occurring. Even if chipped or scratched, a new passive film on stainless will form.

**PICKLING** - Removing surface impurities by using chemicals. Used mainly to clean parts prior to coating. This treatment is more aggressive than passivation.

**PITTING CORROSION** - Pitting indicates deep corrosion in localized spots on a fastener. Dirt or grease on certain portions of a fastener may block oxygen from that surface, thus impeding the passive film which protects stainless from corrosion.

**PROOF LOAD** - A test load that a fitting must undergo without showing significant deformation. It is usually 50% +/- of yield strength.

**SOLUTION ANNEALED (same as CARBIDE SOLUTION ANNEALED)** - A process of heating and removing carbide precipitants (carbon that has broken loose from its stainless steel solution) by heating a finished fitting to over 1,850 degrees F. and cooling it quickly, usually in water, so carbon content goes back into the stainless solution.

**THREADS** - Class 1 threads are a loose tolerance. Class 2 threads comprise 90% of stainless fittings and are normal commercial tolerance. Class 3 threads have a stricter tolerance and tighter fit such as socket cap and set screws. No definite relationship exists between tensile strength and tightness or looseness of fit. The symbol "A" added to threads, such as 2A, means external threads (screws), and "B" means internal (nuts).

**WLL** - Stands for "Work Load Limit", this is the recommended weight limit for safe use of a product.

## PRODUCT INDEX

- 9 Star, 150-151**  
 9 Star Cluster, 150  
 9 Star Cluster w/ Stalk, 151
- Anchor Bases, 97**  
 Anchor Base w/ Shackle, 97  
 Anchor Base w/ Stud, 97  
 Anchor Base, Hoist, 97
- Anchors, 144-146**  
 Grapnel Anchor, Folding, 145  
 Hook Anchor, 145
- Antenna Rail Mount, 133**
- Antenna Ratchet Mount, 133**
- Atlantis Rail Systems, 159**
- Backing Plates, 115, 117-119**  
 Backing Plate, 119  
 Backing Plate, Anchor Swivel Eye, 117  
 Backing Plate, Heavy Duty Diamond, 115  
 Backing Plate, Heavy Duty Oblong, 115  
 Backing Plate, Heavy Duty Square, 115  
 Backing Plate, Stamped Diamond, 115  
 Backing Plate, Stamped Oblong, 115  
 Backing Plate, Universal, 118
- Barrel Bolt, Heavy Duty, 125**
- Bimini Hardware, 135-143**
- Blocks, 82-85**  
 Block, Pulley, 82  
 Block, Seine w/ Eye, 84  
 Block, Seine w/ Hook, 84  
 Block, Snatch, 85  
 Block, Square Swivel Eye, 84  
 Block, Surface Mount, 82  
 Block, Swivel Eye, 84  
 Block, Swivel w/ Hook, 83  
 Block, Swivel, 83  
 Block, Twin Swivel Eye, 84  
 Block, Twin Swivel, 83
- Chain, 11-15, 146, 157**  
 Chain Pack, Marine, 14  
 Chain Pack, Trailer Safety, 14, 157  
 Chain, Anchor, 12, 146  
 Chain, Double Loop, 13  
 Chain, Economy Import, 13  
 Chain, Lifting, 12  
 Chain, Long Link, 13  
 Chain, NACM Industrial, 12  
 Chain, NACM, 12  
 Chain, Safety, 14  
 Chain, Sash, 14  
 Chain, Single Jack, 14  
 Chain, Twist Link, 13
- Chain Sling Information, 15**
- Chain Stopper, USCG, 146**
- Chain Warnings, 15**
- Chocks, 129**  
 Chock, Bow, 129  
 Chock, Skene, 129  
 Chock, Straight, 129
- Cleaning Products, 55**  
 Metal Polish, 55  
 Passivating Fluid, 55  
 Polishing Cloth, Microfiber, 55
- Cleats, 128**  
 Cleat, Blue Water, 128  
 Cleat, Flagpole, 128  
 Cleat, Herreshoff, 128  
 Cleat, Lift Eye, 128  
 Cleat, Trimline, 128
- Clips, 59-62, 65-67, 110-111, 143**  
 Asymmetrical Clip, Wide, 59  
 Bimini Clip, Fixed, 70, 110, 143  
 Extension Clip, Slide Lock, 66  
 Harness Clip w/ D Ring, 62, 111  
 Harness Clip, Auto Lock, 66  
 Harness Clip, Extra Large Auto Lock, 66  
 Harness Clip, Extra Large Screw Lock, 65, 66  
 Harness Clip, Poly Grip, 61
- Harness Clip, Screw Lock, 67  
 Harness Clip, Wire Lever, 61  
 Mini Clip, Wire Lever, 62  
 Mooring Hook Kit, 60  
 Mooring Hook, 60  
 Spring Clip w/ Eye, 60  
 Spring Clip w/ Key Ring, 62  
 Spring Clip, 60  
 Spring Clip, Asymmetrical, 59  
 Spring Clip, Asymmetrical Wire Lever, 59  
 Spring Clip, Key Lock w/ Eye, 61  
 Spring Clip, Key Lock, 59, 60  
 Spring Clip, Screw Lock, 59, 60  
 Spring Clip, Special Gate, 61  
 Wall Clip, 111  
 Web Clip, Swivel, 70, 110, 143
- Conduit Connectors, 153-154**  
 Connector, Elbow, 154  
 Connector, Screw-in, 154  
 Connector, Straight, 153  
 Coupling, Screw-in, 153
- Contact Info., Inside Front Cover, Back Cover**
- Deck Hardware, 127-134**
- Deck Key, Multi-Task, 131**
- Deck Pipes, 132**  
 Deck Pipe, Chain, 132  
 Deck Pipe, Rope Hinged, 132  
 Deck Pipe, Rope, 132
- Electrical, 147-154**
- Eye Bolts, 88-92**  
 Eye Bolt, Custom, 91  
 Eye Bolt, Heavy Duty, 91  
 Eye Bolt, Machine, 92  
 Eye Bolt, Metric Plain, 91  
 Eye Bolt, Metric Shoulder, 90  
 Eye Bolt, Metric Welded, 89  
 Eye Bolt, Plain, 90  
 Eye Bolt, Shoulder, 90  
 Eye Bolt, Unwelded, 88  
 Eye Bolt, Welded, 89
- Eye, Bow/Stern, 97**
- Eye Rivet, Plain, 92**
- Eye Rivet, Shoulder, 92**
- Eye Strap, 2 Hole, 117**
- Eye Strap, 4 Hole, 117**
- Eyes, Rigging, 85**  
 Eye, Jaw, 85  
 Eye, Toggle, 85  
 Eye, Wall Toggle, 85
- Fairlead & Gasket, 131**
- Fastener Guide, 164-167**
- Fasteners, 93, 98-99**  
 Cap Screw, Heavy Duty Cap, 93  
 Lag Screw, 93  
 Machine Screw, Flathead, 98  
 Machine Screw, Panhead, 98  
 Wood Screw, Flathead, 98  
 Wood Screw, Panhead, 98
- Fittings, Quick Attach™, 45-47**  
 Quick Attach Wedge Kit, 47  
 Quick Attach™ Double Gate Eyes, 46  
 Quick Attach™ Eye, 45  
 Quick Attach™ Gate Eye, 46  
 Quick Attach™ Jaw, 45  
 Quick Attach™ Pelican Hook, 46  
 Quick Attach™ Receiver, 46  
 Quick Attach™ Stud, 46  
 Quick Attach™ Toggle, 45  
 Quick Attach™ Wall Toggle, 45  
 Quick Attach™ Wood Stud, 45
- Floor Drain Plate, 130**
- Folding Step, Heavy Duty, 131**
- Glossary, 168**
- Handle, Flush Lift, 126**
- Hasps, 125**  
 Safety Hasp, 125
- Safety Hasp, Heavy Duty, 125
- Hatch, Access & Frame, 132**
- Hawse Pipes, 133**  
 Hawse Pipe, 133  
 Hawse Pipe, Oval, 133  
 Hawse Pipe, Triangular, 133
- Hinges, 122-124, 126, 142**  
 Butt Hinge, Heavy Duty, 124  
 Deck Hinges, 142  
 Door Hinge, Flush, 123  
 Door Hinge, Heavy Duty Equal, 123  
 Door Hinge, Heavy Duty Offset, 123  
 Door Hinge, Heavy Duty Unequal, 123  
 Door Hinge, Offset, 123  
 Hatch Hinge, Heavy Duty, 124  
 Strap Hinge, 122  
 Strap Hinge, Flush, 122  
 Strap Hinge, Heavy Duty, 122  
 Strap Hinge, Heavy Duty T, 122  
 Strap Hinge, Heavy Duty Wide, 122  
 Table Bracket, Folding, 126  
 Table Hinge, Heavy Duty Flush, 124  
 Take Apart Hinge, Heavy Duty, 124
- Hinges & Hasps, 121-126**
- Hoist Assembly, Complete, 97**
- Hooks, 32, 57-58, 67-69, 110, 117, 120, 125**  
 Clevis Grab Hook, 57  
 Clevis Slip Hook, 57  
 Cunningham Hook, 68  
 Door Hook Set, Heavy Duty, 125  
 Downhaul Hook, 68  
 Eye Grab Hook, 57  
 Eye Hook, 58  
 Eye Slip Hook, 57  
 Eye Slip Hook, Large, 57  
 Flat Hook, 117  
 Pelican Hook w/ Slide, 67  
 Pelican Hook, 32  
 Reefing Hook, 68  
 S Hook, 69  
 Shank Hook, Threaded, 58  
 Shank Hook, Unthreaded, 58  
 Shock Cord End, 67  
 Snap Coat Hook, 120  
 Swivel Eye Hook, 58  
 Tack Hook, 68  
 U Hook, 69  
 Web Hook, Double J, 68, 110  
 Web Hook, Flat, 110  
 Web Hook, Welded S, 69, 110
- Hooks & Clips, 56-70**
- Hose Deck Fills, 134**
- Information Center, Stainless Steel, 163**
- J Bolt, 98**
- Jacklines, 112-113**  
 Jackline, Double w/ Clip, 112  
 Jackline, Single w/ Clip, 112  
 Jackline, Single w/ Loop, 112, 113
- Lag Eye Screw, 91**
- Lashing Ring, Bolt-on, 80, 119**
- Lashing Ring, Weld-on, 80, 119**
- Latch Kit, 59**
- Lifeline Kits, 48**
- Lift Ring, Heavy Duty Flush, 126**
- Links, 23, 77, 79-80, 86**  
 Connecting Link, C, 79  
 Connecting Link, Cast, 79  
 Connecting Link, Forged, 79  
 Lap Link, 79  
 Link, Hammerlock, 80  
 Link, Universal, 23, 79  
 Master Link w/ Legs, 86  
 Master Link, 86  
 Mater Link, Weld, 86  
 Quick Link, 77  
 Quick Link, Delta, 77
- Quick Link, Long, 77  
 Quick Link, Pear, 77  
 Quick Link, Square, 77
- Micro Star™, 148, 151-153**  
 Micro Star™, 148  
 Micro Star™ 3-Way Branch Connector, 153  
 Micro Star™ Extension, 153  
 Micro Star™ Extension Wiring, 153  
 Micro Star™ Grommets, 152  
 Micro Star™ Jumper, 152  
 Micro Star™ LED Light, 152  
 Micro Star™ LED Light Bar, 151  
 Micro Star™ Transformer Wiring Harness, 152  
 Micro Star™ Transformers, 151
- Mil. Spec Information, 29**
- New Products, 2**
- Nuts, 42-43, 94-95, 99-101, 158**  
 Acorn Nut Set, 43  
 Acorn Nut, 100  
 Cover Nut Set, 43  
 Eye Nut, 95  
 Eye Nut, Lifting, 94  
 Eye Nut, Metric Lifting, 95  
 Hex Nut, 99, 100  
 Lock Nut, Nylon Insert, 100  
 Pall Nuts, 158  
 Rivet Nut Insert, 94  
 Stop Nut, 42  
 Thread Insert, 94  
 Wing Nut, 101
- Pad Eyes, 94, 114-120, 129, 131, 143**  
 Anchor Eye, 117  
 Anchor Eye, Swivel, 117  
 Pad Eye, 94, 116, 143  
 Pad Eye, Folding, 118  
 Pad Eye, Heavy Duty Diamond, 115  
 Pad Eye, Heavy Duty Folding, 118, 131  
 Pad Eye, Heavy Duty Oblong, 115  
 Pad Eye, Heavy Duty Square, 115  
 Pad Eye, Heavy Duty, 116, 143  
 Pad Eye, Oblong, 115  
 Pad Eye, Round, 116  
 Pad Eye, Stamped Diamond, 115  
 Pad Eye, Swivel, 118  
 Pad Eye, Swivel w/ Ring, 118  
 Pad Eye, Tow, 119, 129
- Pins, 9, 30, 80-81, 142, 156**  
 Clevis Pin, 30  
 Cotter Pin, 9  
 Quick Lock Pin, 80  
 Quick Pin, 81  
 Removable Pin Sets, 142  
 Trailer Pin, 156  
 Trailer Pin, Locking, 156
- Pull, Flush Lift, 126**
- Quick Attach™, 44-48**
- Quick Attach™ Lifeline Kits, 48**
- Railing & Bimini, 135-143**
- Railing Hardware, 136-141**  
 Bow Former, 138  
 Cap, Bullet, 139  
 Cap, Flat End, 139  
 Center Rail, 140  
 End Rail, Aft, 140  
 End Rail, Forward, 140  
 Lifeline Stanchion Base, 139  
 Lifeline Stanchion Brace, 139  
 Lifeline Stanchion, 139  
 Rail Base, Rectangular, 136, 137  
 Rail Base, Round, 136  
 Rail Bottom Mount, 141  
 Rail Corner, 3-Way, 138  
 Rail Elbow, 137  
 Rail End Mount In, 141  
 Rail End Mount Out, 141  
 Rail Stanchion Center, 140



## PRODUCT INDEX (continued)

- Rail Stanchion End, 140
- Rail T, 3-Way, 138
- Rail T, Universal, 138
- Top Cap, 141
- Top Cap, Multi-Directional, 141
- Top Slide, 141
- Top Slide, Hinged, 141
- Replacement Cap, 134**
- Retail Packaging, 160**
- Rigging, 71-86**
- Rigging Toggle, 23**
- Ring Bolts, 93**
  - Ring Bolt, Lag, 93
  - Ring Bolt, Plain, 93
  - Ring Bolt, Shoulder, 93
- Rings, 62, 67, 78, 109, 129**
  - D Ring, 78, 109
  - D Ring, Heavy Duty Forged, 78
  - Hog Ring, 67
  - Key Ring, 62
  - Rectangular Link, 78
  - Round Ring, 78
  - Ski Tow Ring, 129
  - Triangle Loop, 78
- Rod End Blank, 92**
- Rod End, Custom, 92**
- Rod Holders, 130**
  - Rod Holder Liner, 130
  - Rod Holder w/ Cap, 130
  - Rod Holder, Heavy Cast Top, 130
  - Rod Holder, Removable, 130
- Seizing Wire, 9**
- Shackle Components, 10**
  - Shackle Body, Anchor, 10
  - Shackle Body, Chain, 10
  - Shackle Bolt, 10
  - Shackle Pin, Domestic, 10
  - Shackle Pin, Import, 10
- Shackles, 3-10, 109, 145**
  - Anchor Shackle w/ Oversize Bolt, Domestic, 7
  - Anchor Shackle w/ Oversize Bolt, Import, 7
  - Anchor Shackle w/ Oversize Round Pin, Domestic, 8
  - Anchor Shackle w/ Oversize Round Pin, Import, 8
  - Anchor Shackle w/ Oversize Screw Pin, Domestic, 7
  - Anchor Shackle w/ Oversize Screw Pin, Import, 7, 145
  - Bow Shackle w/ Captive Pin, 8
  - Bow Shackle w/ No Snag Pin, 8
  - Bow Shackle w/ Screw Pin, 8
  - Chain Shackle w/ Oversize Bolt, Domestic, 5
  - Chain Shackle w/ Oversize Bolt, Import, 5
  - Chain Shackle w/ Oversize Round Pin, Domestic, 6
  - Chain Shackle w/ Oversize Round Pin, Import, 5
  - Chain Shackle w/ Oversize Screw Pin, 5
  - D Shackle, Long w/ Captive Pin, 6
  - D Shackle, Long w/ No Snag Pin, 6
  - D Shackle, Long w/ Screw Pin, 6
  - D Shackle, Straight w/ Captive Pin, 4
  - D Shackle, Straight w/ No Snag Pin, 4
  - D Shackle, Straight w/ Screw Pin, 4
  - D Shackle, Wide w/ No Snag Pin, 4
  - D Shackle, Wide w/ Screw Pin, 4
  - Halyard Shackle w/ Key Pin, 6
  - Headboard Shackle w/ Captive Pin, 5
  - Long Shackle w/ Key Pin, 7
  - Twist Shackle w/ Captive Pin, 9
  - Twist Shackle w/ No Snag Pin, 9
  - Twist Shackle w/ Screw Pin, 9
  - Webbing Shackle, 109
- Sheaves, 81-82**
  - Rope Sheave w/ Bearings, 81
  - Rope Sheave w/ Bushings, 81, 82
  - Wire Rope Sheave w/ Bearings, 82
  - Wire Rope Sheave w/ Bushings, 81
- Sling Identification Tag, 86**
- Snaps, 63-65, 69-70**
  - Bolt Snap, Double, 64
  - Bolt Snap, Swivel, 64
  - Bolt Snap, US Navy, 64
  - Eye Snap, Fixed, 63
  - Eye Snap, Swivel, 63, 69
  - Jib Hank, 69
  - Snap Shackles, Fixed, 64
  - Snap Shackles, Heavy Duty Swivel, 65
  - Snap Shackles, Jaw Swivel, 64, 65
  - Snap Shackles, Rope, 65
  - Snap Shackles, Swivel, 65
  - Spring Gate Snap, 63
  - Swivel Snap, Chain, 70
  - Trigger Snap D Bail, 63
  - Trigger Snap Eye Bail, 63
- Snubber Hook, 62, 146**
- Spike, Stainless, 94**
- Suncor Quality, 161-162**
- Swage Sleeves, 37-38**
  - Cylindrical Terminal, 38
  - Plain Ball, 37
  - Shank Ball, Double, 37
  - Shank Ball, Single, 37
  - Stop Sleeve, 37
  - Swage Sleeve, 38
- Swage Terminals, 28-43**
- Swage Terminals, Hand, 40-42**
  - Extra Long Stud, Hand Swage, 42
  - Gate Eye, Hand Swage Swivel, 41
  - Gate Eye, Hand Swage, 41
  - Joined Gate Eyes, Hand Swage Swivel, 41
  - Joined Gate Eyes, Hand Swage, 41
  - Pelican Hook & Hand Swage Stud, 40
  - Short Stud, Hand Swage, 42
  - Standard Stud, Hand Swage, 42
  - Toggle Terminal, Hand Swage, 41
  - Wall Mount Terminal, Hand Swage, 42
- Swage Terminals, Machine, 31-32, 34-36**
  - Gate Eye, 32
  - Gate Eye, Swivel, 32
  - Joined Gate Eyes, 32
  - Joined Gate Eyes, Swivel, 32
  - Pelican Hook w/ Swage Stud, 32
  - Swage Domehead, 36
  - Swage Eye, 35
  - Swage Eye, Marine, 35
  - Swage Jaw, 35
  - Swage Jaw, Marine, 35
  - Swage Stemball, 36
  - Swage Stud, 34
  - Swage Stud, Mini, 34
  - Swage Stud, Rail, 34
  - Swage T Terminal, 31
  - Swage Toggle, Marine, 35
  - T Plate, 31
- Swage Terminals, Mil. Spec, 30-31**
  - Mil. Spec Double Shank Ball, 31
  - Mil. Spec Single Shank Ball, 31
  - Mil. Spec Special Eye, 31
  - Mil. Spec Swage Eye, 30
  - Mil. Spec Swage Fork, 30
  - Mil. Spec Swage Stud, 30
- Swivels, 74-76, 145**
  - Swivel, Anchor, 76, 145
  - Swivel, Eye & Eye, 75
  - Swivel, Eye & Jaw, 75, 76
  - Swivel, Fed. Spec Chain, 74
  - Swivel, Fed. Spec Eye & Eye, 74
  - Swivel, Fed. Spec Jaw & Eye, 75
  - Swivel, Heavy Duty Eye & Eye, 74
  - Swivel, Heavy Duty Eye & Jaw, 75
  - Swivel, Heavy Duty Jaw & Jaw, 76
  - Swivel, Jaw & Jaw, 76
  - Swivel, Nitronic Eye & Eye, 75
  - Swivel, Universal Anchor, 145
- Table of Contents, 1**
- Terms & Conditions, Inside Back Cover**
- Thimbles, 72-74**
  - Thimble, Captive, 73
  - Thimble, Commercial, 73
  - Thimble, Extra Heavy, 74
  - Thimble, Fed. Spec, 73
  - Thimble, Heavy Duty, 73
  - Thimble, Mil. Spec, 74
  - Thimble, Standard, 72
- Threaded Products, 87-101**
- Threaded Rod, 98**
- Thru-Hull Hose Connect, 134**
- Tie Down Tab, 119**
- Tie Down Tab w/ Ring, 120**
- Tools, 43, 52-55, 101**
  - Bench Swager, 53
  - Cutter, Bolt & Chain, 53
  - Cutter, Cable, 54
  - Cutter, Wire Rope, 54
  - Fastener Lubricant, 101
  - Hand Swager, 43, 53
  - Hand Swager, Mini, 43, 53
  - Mandrels, 54
  - Rivet Nut Installation Tool, 54
  - Screwdriver Bits, Phillips, 55, 101
- Towing Bridle, 86**
- Trailer, 108, 155-158**
- Trailer Hardware, 108, 156-158**
  - Hitch Ball, 156
  - Roller Bracket, Split, 158
  - Roller Shafts & Pall Nuts, 158
  - Trailer Coupler, 157
  - Trailer Kit, 156
  - Trailer Tongue, 156
  - Trailer Winch, 108, 157
- Tri Star, 148-150**
  - Tri Star, 148
  - Tri Star Back Mount, 150
  - Tri Star Ball, 149
  - Tri Star Bulkhead Mount, 150
  - Tri Star Facemount, 149
  - Tri Star Surface Mount, 149
  - Tri Star w/ Stalk, 148
- Turnbuckle Components, 24-27**
  - Turnbuckle Body, Closed, 24
  - Turnbuckle Body, Open, 24
  - Turnbuckle Eye, 25, 26
  - Turnbuckle Hook, 26
  - Turnbuckle Jaw, 25, 27
  - Turnbuckle Stub, 25
  - Turnbuckle Stud, 26
  - Turnbuckle Toggle, 24
  - Turnbuckle Wall Toggle, 27
- Turnbuckles, 16-27**
  - Turnbuckle, Eye & Eye, 17, 18, 22
  - Turnbuckle, Full Thread, 18
  - Turnbuckle, Hook & Eye, 17, 19, 22
  - Turnbuckle, Hook & Hook, 17, 19, 22
  - Turnbuckle, Jaw & Eye, 17, 18
  - Turnbuckle, Jaw & Jaw, 17, 18, 19, 20, 21
  - Turnbuckle, Stub & Stub, 18, 19
  - Turnbuckle, Toggle & Toggle, 20, 21
- Turnbuckles, Hand Swage, 22, 39-40**
  - Hand Swage Tensioner w/ Stud, 22
  - Lifeline Adjuster & Hand Swage Stud, 40
  - Turnbuckle, Gate Eye & Hand Swage Stud, 39
  - Turnbuckle, Stub & Stub, Hand Swage, 40
  - Turnbuckle, Toggle & Hand Swage Stud, 39
  - Turnbuckle, Wall Mount & Hand Swage Stud, 39, 40
- Turnbuckles, Machine Swage, 20-22, 32-33, 138**
  - Turnbuckle, Toggle & Swage Stud, 20, 21, 33
  - Turnbuckle, Jaw & Swage Stud, 20, 33
  - Turnbuckle, Wall Mount & Swage Stud, 21, 33
  - Lifeline Adjuster & Swage Stud, 22, 32, 138
- Turnbuckles, Quick Attach™, 47**
  - Quick Attach™ Stud & Jaw, 47
  - Quick Attach™ Stud & Toggle, 47
- Quick Attach™ Stud & Wall Mount, 47
- U Bolts, 95-97, 158**
  - U Bolt w/ Plate, 96
  - U Bolt, Long, 95
  - U Bolt, Square, 95
  - U Bolt, Standard, 96
  - U Bolt, Trailer, 96, 158
- Universal Lanyard, 64-65**
- Warranty, Inside Back Cover**
- Washers, 99**
  - Washer, Fender, 99
  - Washer, Flat, 99
  - Washer, Lock-Split, 99
- Webbing, 102-114, 157**
- Webbing Assemblies, 103-108, 112-113, 157**
  - Cam Buckle Assembly w/ J Hooks, 105
  - Cover Tie-Down Kit, 107
  - Hanging or Strap Kits, 106
  - Ratchet Assembly Endless, 105
  - Ratchet Assembly w/ Clips, 103
  - Ratchet Assembly w/ Flat Hooks, 104
  - Ratchet Assembly w/ J Hooks, 103
  - Ratchet Assembly w/ S Hooks, 104, 157
  - Ratchet Assembly, Over-Center w/ Clips, 106
  - Ski Tow Tie-Down, 113
  - Strap-It, 113
  - Tidy Strap, 113
  - Webbing w/ Bimini Clip, 107
  - Webbing w/ Flat Hook, 107
  - Webbing w/ Hook, 108, 157
  - Webbing w/ Sewn Loop, 107
  - Webbing w/ Swivel Clip, 107
- Webbing Hardware, 108-111, 143**
  - Adjustable Slide, 111
  - Cam Buckle, 109
  - Footman's Loop, 109, 143
  - Harness Link, 109
  - Over-Center Buckle, 108
  - Over-Center Buckle, Mini, 108
  - Ratchet Buckle, 108
  - Star Adjuster™, 111
  - Threading Plate, Fixed, 111
- Winch Handle Holder, 131**
- Wire Clamp, 2 Part, 36**
- Wire Clamp, Cross, 36**
- Wire Rope Clips, 72**
  - Chair Clip, 72
  - Wire Rope Clip, 72
  - Wire Rope Clip, Heavy Duty, 72
- Wire Rope, 48-51**
  - Wire Rope, 1x19, 48, 50
  - Wire Rope, 7x19, 50, 51
  - Wire Rope, 7x7, 51
  - Wire Rope, PVC Coated, 48, 51
- Yoke End, Threaded, 23**
- Yoke End, Unthreaded, 23**



## TERMS AND CONDITIONS

### **PAYMENT TERMS:**

Suncor Stainless accepts payment by credit card and prepayment. For accounts with approved credit, payment terms are net 30 from date of invoice. Interest at 1.5% per month will be charged on overdue accounts. Buyer shall be responsible for payment of any costs and legal fees incurred toward the collection of past due accounts.

All first orders on newly opened accounts are prepaid unless credit is previously approved. No C.O.D.'s available.

Suncor Stainless conducts ongoing reviews of accounts and reserves the right to change or reject account terms based on payment history and other factors.

### **MINIMUM ORDER:**

\$50.00 excluding freight. Approved orders below the minimum requirement will be subject to a \$5 minimum order fee.

### **FREIGHT:**

Prices and conditions are based on F.O.B. Plymouth, Massachusetts. All freight is payable at destination, if shipped by road freight, or prepaid and added to the invoice for FedEx shipments. Shipments via UPS by request only. Sorry, no consignee billing. No residential delivery.

**Shortages or damages on the shipment should be reported immediately and within 5 days of receipt. Any damaged shipments must be held for shipper inspection.**

### **CONDITION OF SALE:**

Ownership of the goods remains the sole property of Suncor Stainless until payment is received. In case of drop shipments, the consignee and buyer jointly and severally are responsible for the payment of the goods supplied and Suncor Stainless expressly reserves its right to recover full payment from the consignee in case of nonpayment by the buyer.

### **PRICING:**

All prices are subject to change without notice.

### **RETURN POLICY:**

All standard products can be returned within 60 days from date of purchase. Return Authorization (RA) is required. Product must be in new and resaleable condition including packaging. No restocking fee for standard product returned within 14 days of receipt. Custom orders or special products cannot be returned. Mil Spec (MS) parts cannot be returned.

A minimum 15% restocking fee applied to returns over 14 days. Actual restocking charge will be the cost of delivery to customer (for orders shipped freight-free) or 15%, whichever is greater. A 25% restocking fee will be charged for returns without an RA. The company reserves the right to reject unauthorized returns.

Products returned with physical damage, opened or damaged packaging, or in unmarketable condition are subject to recovery and/or repackaging charges in addition to the applicable restocking fees; or product may be scrapped or returned to customer at customer's expense, at the discretion of Suncor Stainless.

Returns will NOT be accepted after 60 days. Custom orders or special products includes cut chain, cut wire rope.

### **LIMITED WARRANTY:**

Please visit our website at [www.suncorstainless.com](http://www.suncorstainless.com) for updated warranty information.

### **IMPORTANT WARNING:**

Any product will break if abused, misused, overused or not maintained properly. Such breaks can cause loads to fall or swing out of control, possibly resulting in serious injury or death as well as major property damage. NEVER exceed working loads. Do not use any of our products in overhead lifting unless noted. The working load limits in the catalog is intended as a guide only and are subject to change without notice, unless certified with a test and/or compliance certificate. Inspect all products carefully at regular intervals depending on conditions.



TEL 508-732-9191 • FAX 508-732-9798 • ORDERS ONLY 800-394-2222  
[www.suncorstainless.com](http://www.suncorstainless.com)

Thank you for making Suncor Stainless  
your number one source for quality stainless products!

**Important Notice:**

All contents of this catalog, including all logos, icons, product images and descriptions are the sole property of Suncor Stainless, Inc. The making and distribution of copies or reproductions of any product/section image or description within this catalog in printed, electronic or any other format is strictly prohibited. Exceptions, other than for consideration in purchasing product from Suncor Stainless, Inc. must be obtained in writing from the Plymouth, MA headquarters.

© 2020 Suncor Stainless, Inc.



**CONTACT INFORMATION**

Headquarters

**Suncor Stainless, Inc.**  
**70 Armstrong Road**  
**Plymouth, Massachusetts**  
**02360**

ISO  
9001:2015  
Certified

West Coast  
Distribution Center

**3900 Civic Center Drive**  
**North Las Vegas, Nevada**  
**89030**

telephone	508 732-9191
facsimile	508 732-9798
sales	800 394-2222
email	sales@suncorstainless.com

website [www.suncorstainless.com](http://www.suncorstainless.com)



**SUNCOR STAINLESS, INC.**

March 2020