



MARINE ❖ INDUSTRIAL ❖ ARCHITECTURAL  
**STAINLESS STEEL PRODUCTS**

**STAINLESS STEEL SHACKLES**

**Over 150 stainless shackles to choose from!**  
 Please contact us to order or if you have any questions:

Tel: **800-394-2222**

Email: **sales@suncorstainless.com**

Website: **www.suncorstainless.com**

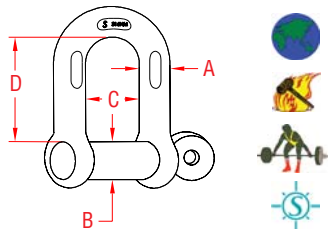
**Available from Suncor Stainless:**

- |                    |                     |                     |
|--------------------|---------------------|---------------------|
| Anchor Shackles*   | Long D Shackles     | Twist Shackles      |
| Bow Shackles       | Long Shackles       | Webbing Shackles    |
| Chain Shackles*    | Seizing Wire*       | Wide D Shackles     |
| Halyard Shackles   | Straight D Shackles |                     |
| Headboard Shackles | Stamped D Shackles  | <b>*MADE IN USA</b> |

**CHAIN SHACKLE**



**316-NM STAINLESS STEEL WITH OVERSIZE SCREW PIN**



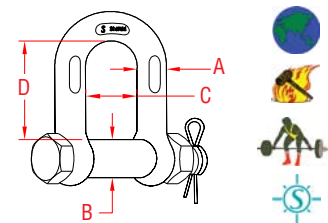
ITEM	A	B	C	D	WLL	WT
	(size)				(lb)	(lb)
S0115-FS07	1/4"	0.31"	0.46"	0.87"	1,000	0.09
S0115-FS08	5/16"	0.38"	0.52"	1.02"	1,300	0.16
S0115-FS10	3/8"	0.44"	0.65"	1.24"	1,500	0.28
S0115-FS12	7/16"	0.50"	0.75"	1.43"	2,000	0.43
S0115-FS13	1/2"	0.63"	0.79"	1.58"	3,000	0.70
S0115-FS16	5/8"	0.75"	1.05"	1.94"	4,000	1.70
S0115-FS20	3/4"	0.88"	1.20"	2.40"	6,000	2.13
S0115-FS22	7/8"	1.00"	1.45"	2.88"	8,000	3.22
S0115-FS25	1"	1.13"	1.67"	3.20"	10,000	4.77

**NOTE:**  
 I/A/W FED. SPECIFICATION RR-C-271D, TYPE IVB, CLASS 2, (EXCEPT 316 STAINLESS STEEL). MARKED TO THE NEAREST FRACTIONAL TON.

**BOLT CHAIN SHACKLE**



**316-NM STAINLESS STEEL WITH OVERSIZE BOLT**



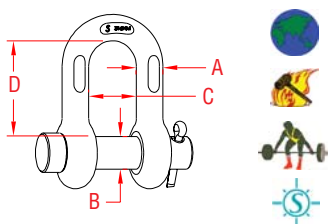
ITEM	A	B	C	D	WLL	WT
	(size)				(lb)	(lb)
S0115-SA07	1/4"	0.31"	0.46"	0.87"	1,000	0.11
S0115-SA08	5/16"	0.38"	0.52"	1.02"	1,300	0.18
S0115-SA10	3/8"	0.44"	0.65"	1.24"	1,500	0.31
S0115-SA12	7/16"	0.50"	0.75"	1.43"	2,000	0.50
S0115-SA13	1/2"	0.63"	0.79"	1.58"	3,000	0.74
S0115-SA16	5/8"	0.75"	1.05"	1.94"	4,000	1.41
S0115-SA20	3/4"	0.88"	1.20"	2.40"	6,000	2.36
S0115-SA22	7/8"	1.01"	1.45"	2.88"	8,000	3.46
S0115-SA25	1"	1.13"	1.67"	3.20"	10,000	4.85

**NOTE:**  
 I/A/W FED. SPECIFICATION RR-C-271D, TYPE IVB, CLASS 3, (EXCEPT 316 STAINLESS STEEL). MARKED TO THE NEAREST FRACTIONAL TON.

**ROUND PIN CHAIN SHACKLE**



**316-NM STAINLESS STEEL WITH OVERSIZE ROUND PIN**



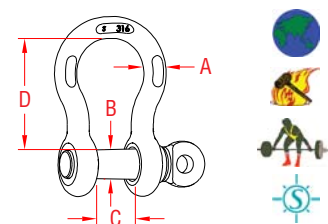
ITEM	A	B	C	D	WLL	WT
	(size)				(lb)	(lb)
S0115-RP07	1/4"	0.32"	0.46"	0.87"	1,000	0.09
S0115-RP08	5/16"	0.37"	0.52"	1.02"	1,300	0.16
S0115-RP10	3/8"	0.44"	0.65"	1.24"	1,500	0.28
S0115-RP12	7/16"	0.50"	0.75"	1.43"	2,000	0.43
S0115-RP13	1/2"	0.63"	0.79"	1.58"	3,000	0.70
S0115-RP16	5/8"	0.75"	1.05"	1.94"	4,000	1.70
S0115-RP20	3/4"	0.88"	1.20"	2.40"	6,000	2.13
S0115-RP22	7/8"	1.00"	1.45"	2.88"	8,000	3.22
S0115-RP25	1"	1.13"	1.67"	3.20"	10,000	4.77

**NOTE:**  
 I/A/W FED. SPECIFICATION RR-C-271D, TYPE IVB, CLASS 1, (EXCEPT 316 STAINLESS STEEL). MARKED TO THE NEAREST FRACTIONAL TON.

**ANCHOR SHACKLE**



**316-NM STAINLESS STEEL WITH OVERSIZE SCREW PIN**



ITEM	A	B	C	D	WLL	WT
	(size)				(lb)	(lb)
S0116-FS05	3/16"	0.26"	0.41"	0.83"	650	0.05
S0116-FS07	1/4"	0.31"	0.47"	1.11"	1,000	0.10
S0116-FS08	5/16"	0.38"	0.53"	1.20"	1,300	0.17
S0116-FS10	3/8"	0.44"	0.66"	1.41"	1,500	0.30
S0116-FS12	7/16"	0.50"	0.72"	1.77"	2,000	0.50
S0116-FS13	1/2"	0.63"	0.82"	1.83"	3,000	0.71
S0116-FS16	5/8"	0.75"	1.02"	2.41"	4,000	1.39
S0116-FS20	3/4"	0.88"	1.25"	2.84"	6,000	2.31
S0116-FS22	7/8"	1.00"	1.48"	3.30"	8,000	3.64
S0116-FS25	1"	1.13"	1.70"	3.80"	10,000	5.18
S0116-FS32	1-1/4"	1.38"	2.03"	4.69"	14,000	9.88

**NOTE:**  
 I/A/W FED SPEC RR-C-271D, TYPE IVA, CLASS 2, EXCEPT 316 STAINLESS. MARKED TO THE NEAREST FRACTIONAL TON.

Suncor Stainless, Inc.  
 70 Armstrong Road  
 Plymouth, MA 02360

local (508) 732-9191  
 fax (508) 732-9798  
 website: [www.suncorstainless.com](http://www.suncorstainless.com)

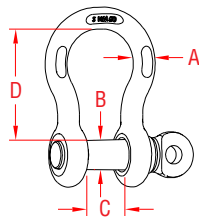
**Key:**

- |             |                |                    |             |                  |
|-------------|----------------|--------------------|-------------|------------------|
| Made in USA | Drop Forged    | Precision Machined | Wire Formed | Suncor Exclusive |
| Import      | Precision Cast | Stamped            | Load Rated  | New Product      |

## US ANCHOR SHACKLE



**316-NM STAINLESS STEEL WITH OVERSIZE SCREW PIN**



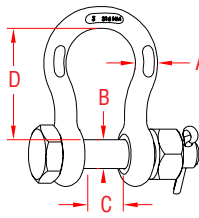
ITEM	A	B	C	D	WLL	WT
	(size)				(lb)	(lb)
S0116-FS07-US	1/4"	0.31"	0.47"	1.11"	1,000	0.10
S0116-FS08-US	5/16"	0.38"	0.53"	1.20"	1,300	0.17
S0116-FS10-US	3/8"	0.44"	0.66"	1.41"	1,500	0.30
S0116-FS12-US	7/16"	0.50"	0.72"	1.77"	2,000	0.50
S0116-FS13-US	1/2"	0.63"	0.82"	1.83"	3,000	0.71
S0116-FS16-US	5/8"	0.75"	1.02"	2.41"	4,000	1.39
S0116-FS20-US	3/4"	0.88"	1.25"	2.84"	6,000	2.31
S0116-FS22-US	7/8"	1.00"	1.48"	3.30"	8,000	3.64
S0116-FS25-US	1"	1.13"	1.70"	3.80"	10,000	5.18

**NOTE:**  
I/AW FED SPEC RR-C-271D, TYPE IVA, CLASS 2, EXCEPT 316 STAINLESS. MEETS ASME B30.26-2004 AMERICAN NATIONAL STANDARD, DFARS COMPLIANT SHACKLES. S0116-NM NITRONIC ANCHOR SHACKLES ALSO AVAILABLE.

## BOLT ANCHOR SHACKLE



**316-NM STAINLESS STEEL WITH OVERSIZE BOLT**



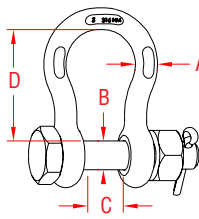
ITEM	A	B	C	D	WLL	WT
	(size)				(lb)	(lb)
S0116-SA07	1/4"	0.31"	0.47"	1.11"	1,000	0.12
S0116-SA08	5/16"	0.38"	0.53"	1.20"	1,300	0.18
S0116-SA10	3/8"	0.44"	0.66"	1.41"	1,500	0.35
S0116-SA12	7/16"	0.50"	0.72"	1.77"	2,000	0.57
S0116-SA13	1/2"	0.63"	0.82"	1.83"	3,000	0.84
S0116-SA16	5/8"	0.75"	1.02"	2.41"	4,000	1.64
S0116-SA20	3/4"	0.88"	1.25"	2.84"	6,000	2.75
S0116-SA22	7/8"	1.00"	1.48"	3.30"	8,000	4.18
S0116-SA25	1"	1.13"	1.70"	3.80"	10,000	5.61
S0116-SA32	1-1/4"	1.38"	2.03"	4.69"	14,000	9.88

**NOTE:**  
I/AW FED SPEC RR-C-271D, TYPE IVA, CLASS 3, EXCEPT 316 STAINLESS. MARKED TO THE NEAREST FRACTIONAL TON.

## US BOLT ANCHOR SHACKLE



**316-NM STAINLESS STEEL WITH OVERSIZE BOLT**



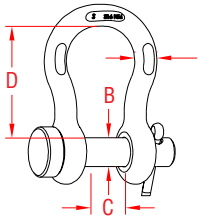
ITEM	A	B	C	D	WLL	WT
	(size)				(lb)	(lb)
S0116-SA07-US	1/4"	0.31"	0.47"	1.11"	1,000	0.12
S0116-SA08-US	5/16"	0.38"	0.53"	1.20"	1,300	0.18
S0116-SA10-US	3/8"	0.44"	0.66"	1.41"	1,500	0.35
S0116-SA12-US	7/16"	0.50"	0.72"	1.77"	2,000	0.57
S0116-SA13-US	1/2"	0.63"	0.82"	1.83"	3,000	0.84
S0116-SA16-US	5/8"	0.75"	1.02"	2.41"	4,000	1.64
S0116-SA20-US	3/4"	0.88"	1.25"	2.84"	6,000	2.75
S0116-SA22-US	7/8"	1.00"	1.48"	3.30"	8,000	4.18
S0116-SA25-US	1"	1.13"	1.70"	3.80"	10,000	5.61
S0116-SA32-US	1-1/4"	1.38"	2.03"	4.69"	14,000	9.88

**NOTE:**  
I/AW FED SPEC RR-C-271D, TYPE IVA, CLASS 3, EXCEPT 316 STAINLESS. MARKED TO THE NEAREST FRACTIONAL TON.

## ROUND PIN ANCHOR SHACKLE



**316-NM STAINLESS STEEL WITH OVERSIZE ROUND PIN**



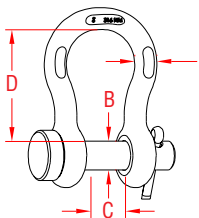
ITEM	A	B	C	D	WLL	WT
	(size)				(lb)	(lb)
S0116-RP07	1/4"	0.31"	0.47"	1.11"	1,000	0.10
S0116-RP08	5/16"	0.38"	0.53"	1.20"	1,300	0.17
S0116-RP10	3/8"	0.44"	0.66"	1.41"	1,500	0.32
S0116-RP12	7/16"	0.50"	0.72"	1.77"	2,000	0.49
S0116-RP13	1/2"	0.63"	0.82"	1.83"	3,000	0.72
S0116-RP16	5/8"	0.75"	1.02"	2.41"	4,000	1.53
S0116-RP20	3/4"	0.88"	1.25"	2.84"	6,000	2.36
S0116-RP22	7/8"	1.00"	1.48"	3.30"	8,000	4.00
S0116-RP25	1"	1.13"	1.70"	3.80"	10,000	5.27
S0116-RP32	1-1/4"	1.38"	2.03"	4.69"	14,000	9.88

**NOTE:**  
I/AW FEDERAL SPECIFICATION RR-C-271D, TYPE IVA, CLASS 1, EXCEPT 316 STAINLESS. MARKED TO THE NEAREST FRACTIONAL TON.

## US ROUND PIN ANCHOR SHACKLE



**316-NM STAINLESS STEEL WITH OVERSIZE ROUND PIN**



ITEM	A	B	C	D	WLL	WT
	(size)				(lb)	(lb)
S0116-RP07-US	1/4"	0.31"	0.47"	1.11"	1,000	0.10
S0116-RP08-US	5/16"	0.38"	0.53"	1.20"	1,300	0.17
S0116-RP10-US	3/8"	0.44"	0.66"	1.41"	1,500	0.32
S0116-RP12-US	7/16"	0.50"	0.72"	1.77"	2,000	0.49
S0116-RP13-US	1/2"	0.63"	0.82"	1.83"	3,000	0.72
S0116-RP16-US	5/8"	0.75"	1.02"	2.41"	4,000	1.53
S0116-RP20-US	3/4"	0.88"	1.25"	2.84"	6,000	2.36
S0116-RP22-US	7/8"	1.00"	1.48"	3.30"	8,000	4.00
S0116-RP25-US	1"	1.13"	1.70"	3.80"	10,000	5.27
S0116-RP32-US	1-1/4"	1.38"	2.03"	4.69"	14,000	9.88

**NOTE:**  
I/AW FEDERAL SPECIFICATION RR-C-271D, TYPE IVA, CLASS 1, EXCEPT 316 STAINLESS. MARKED TO THE NEAREST FRACTIONAL TON.



Tel: 800-394-2222  
Email: sales@suncorstainless.com  
Website: www.suncorstainless.com

**Key:**

